



TENNESSEE  FOOTBALL

**POWERED  
BY  
THE** 

2018  
MEDIA  
GUIDE





# JEREMY PRUITT

**5x**  
**NATIONAL CHAMPION**  
(2017, 2013, 2012, 2011, 2009)

**44** **NFL DRAFT PICKS**  
**13** **FIRST ROUND PICKS**

**96-13**  
**RECORD AS AN ASSISTANT COACH**

**18 ALL-AMERICANS**  
★ ★ ★ ★ ★ ★ ★ ★ ★ ★ ★ ★ ★ ★ ★ ★

**.881** **WINNING PERCENTAGE**

**COACHED NATION'S NO. 1 DEFENSE IN 2017, 2016 AND 2013**  
*Former Alabama, Georgia and Florida State Defensive Coordinator*

**BEDNARIK / BUTKUS / LOMBARDI / NAGURSKI / TED HENDRICKS / THORPE**  
**NATIONAL AWARD WINNERS**



**HIS DEFENSES HAVE ALLOWED ONLY 14.9 POINTS PER GAME SINCE 2013**

**2x** **BROYLES AWARD FINALIST**

National Assistant Coach of the Year Award







# #POWEREDBYTHET

## QUICK FACTS

### THE BASICS

**Location (Founded):** Knoxville, Tenn. (1794)  
**Conference:** Southeastern  
**Enrollment:** 28,321  
**Colors:** Orange & White  
**Nickname:** Volunteers  
**Mascot:** Smokey X  
**Band:** Pride of the Southland  
**Interim Chancellor:** Wayne Davis  
**Faculty Representative:** Dr. Donald Bruce  
**Director of Athletics:** Phillip Fulmer  
**Athletic Dept. Phone:** 865.974.1220

### FACILITY INFORMATION

**Facility (Opened):** Neyland Stadium (1921)  
**Capacity:** 102,455 (Fifth-largest in CFB)  
**Surface:** Tifway 419 Bermuda Hybrid Grass  
**Record at Neyland Stadium:** 463-128-17 (.775)

### HISTORY

**First Year of Football:** 1891  
**All-Time Overall Record:** 833-383-53 (.677)  
**All-Time SEC Record:** 334-207-19 (.613)  
**SEC Championships:** 13  
 (1998, 1997, 1990, 1989, 1985, 1969, 1967, 1956, 1951, 1946, 1940, 1939, 1938)  
**SEC Eastern Division Championships:** 5  
 (2007, 2004, 2001, 1998, 1997)  
**SEC Championship Games:** 5  
**National Championships:** 6  
 (1998, 1967, 1951, 1950, 1940, 1938)  
**BCS Titles:** 1 (1998)

### TEAM INFORMATION

**2017 Overall Record:** 4-8  
**Home / Away / Neutral:** 3-4 / 0-4 / 1-0  
**SEC Record:** 0-8 **SEC Finish:** 7th East  
**Home / Away:** 0-4 / 0-4  
**Starters Returning In 2018:** 13

### COACHING STAFF

**Head Coach:** Jeremy Pruitt  
**Offensive Coordinator/QBs:** Tyson Helton  
**Defensive Coordinator/ILBs:** Kevin Sherrer  
**Co-Defensive Coordinator/OLBs:** Chris Rumph  
**Special Teams Coord./Safeties:** Charles Kelly  
**Cornerbacks:** Terry Fair  
**Offensive Line:** Will Friend  
**Wide Receivers:** David Johnson  
**Tight Ends:** Brian Niedermeyer  
**Defensive Line:** Tracy Rucker  
**Running Backs:** Chris Weinke  
**Director of S&C:** Craig Fitzgerald  
**Assistant to the Head Coach:** John Lilly  
**Quality Control Analyst:** Bert Biffani  
**Quality Control Analyst:** Carter Blount  
**Quality Control Analyst:** Montario Hardesty  
**Quality Control Analyst:** Vince Lewis  
**Quality Control Analyst:** Kevin O'Brien  
**Quality Control Analyst:** Tino Sunseri  
**Quality Control Analyst:** D.J. Pettway  
**Quality Control Analyst:** Brandon Deaderick  
**Off. Graduate Asst.:** Cameron Clemmons  
**Off. Graduate Asst.:** Caleb Cox  
**Def. Graduate Asst.:** Jon Shalala  
**Def. Graduate Asst.:** Karmichael Dunbar II

## 2018 SCHEDULE

Date	Opponent	Site
Sept. 1	West Virginia (Belk College Kickoff)	Charlotte, N.C.
<b>Sept. 8</b>	<b>East Tennessee State</b>	<b>Knoxville, Tenn.</b>
<b>Sept. 15</b>	<b>UTEP</b>	<b>Knoxville, Tenn.</b>
<b>Sept. 22</b>	<b>Florida*</b>	<b>Knoxville, Tenn.</b>
Sept. 29	at Georgia*	Athens, Ga.
Oct. 13	at Auburn*	Auburn, Ala.
<b>Oct. 20</b>	<b>Alabama*</b>	<b>Knoxville, Tenn.</b>
Oct. 27	at South Carolina*	Columbia, S.C.
<b>Nov. 3</b>	<b>Charlotte</b>	<b>Knoxville, Tenn.</b>
<b>Nov. 10</b>	<b>Kentucky*</b>	<b>Knoxville, Tenn.</b>
<b>Nov. 17</b>	<b>Missouri*</b>	<b>Knoxville, Tenn.</b>
Nov. 24	at Vanderbilt*	Nashville, Tenn.

**Bold indicates home game // \* indicates SEC game**



@Vol\_Football



Facebook.com/VolFootball



@Vol\_Football



YouTube.com/  
UTSportsTVFootball



UTSports.com/Football

### MEDIA RELATIONS

#### Zach Stipe

Director of Football Communications  
 Cell: 865-244-6119  
 Email: zstipe@tennessee.edu

#### Sean Barows

Assistant Director/Media Relations  
 Cell: 561-312-9432  
 Email: sbarows@utk.edu

#### Maurice D. Williams

Assistant Director/Media Relations  
 Cell: 803-842-1279  
 Email: mowill@utk.edu

#### Kimberly Hood

Football Credentials  
 Assistant Director/Media Relations  
 Cell: 561-312-9432  
 Email: khood3@utk.edu



# TABLE OF CONTENTS

## **GENERAL INFO**

1	2018 Quick Facts
2	Table of Contents
4	2018 Numerical Roster
6	2018 Alphabetical Roster
8	Positional Breakdown/Staff Listing
9	Geographical Breakdown
10	2018 Opponents

## **STAFF**

16	Jeremy Pruitt
20	Tyson Helton
22	Kevin Sherrer
24	Chris Rumph
26	Charles Kelly
28	Terry Fair
30	Will Friend
32	David Johnson
34	Brian Niedermeyer
36	Tracy Rocker
38	Chris Weinke
40	Craig Fitzgerald/S&C Staff
41	Todd Watson
41	Drew Hughes
42	John Lilly
42	Jeronimo Boche
43	Patrick Abernathy
43	Joe Osovet
43	Kevin Simon
44	Roger Frazier
44	Jason McVeigh
44	Dr. Chris Klenck
45	Condredge Holloway
46	Support Staff
47	Support Staff Families
48	Wayne Davis
48	Dr. Donald Bruce
49	Phillip Fulmer
51	Senior Athletics Staff
52	Expanded Athletics Staff

## **TENNESSEE VOLUNTEERS**

54	Micah Abernathy
55	Terrell Bailey
55	Paul Bain
56	Dillon Bates
57	Kivon Bennett
57	Daniel Bituli
58	Ja'Quain Blakely
59	Devante Brooks
59	James Brown
59	Baylen Buchanan
60	LaTrell Bumphus
60	Matthew Butler
61	Tyler Byrd
62	K'Rojhn Calbert
62	Marquez Callaway
63	Ty Chandler
64	Brent Cimaglia
65	Trey Coleman

65	Eric Crosby
66	Joe Doyle
66	Malik Elion
66	Princeton Fant
67	Carlin Fils-aime
67	Maleik Gray
68	Jarrett Guarantano
69	Chance Hall
69	D.J. Henderson
70	Will Ignont
70	Theo Jackson
70	Jauan Jennings
72	Alexis Johnson
72	Brandon Johnson
73	Deandre Johnson
74	Ryan Johnson
74	Jacquez Jones
75	Tim Jordan
75	Joe Keeler
76	Todd Kelly Jr.
77	Darrin Kirkland Jr.
78	Jonathan Kongbo
79	Cheyenne Labruzzo
79	Riley Locklear
80	Riley Lovingood
80	Will McBride
81	Elijah Medford
81	Jordan Murphy
82	Nathan Niehaus
82	Marquill Osborne
83	Solon Page III
83	Josh Palmer
84	Kyle Phillips
85	Austin Pope
86	Shannon Reid
86	Drew Richmond
87	Quart'e Sapp
87	Shawn Shamburger
88	Austin Smith
88	Trey Smith
89	Marcus Tatum
90	Darrell Taylor
91	Shy Tuttle
92	Nigel Warrior
93	Latrell Williams
93	Eli Wolf
94	Jordan Allen
94	Tanner Antonutti
95	Jeremy Banks
95	Paxton Brooks
95	Jerome Carvin
96	Keller Chryst
97	Brandon Davis
97	Greg Emerson
97	Trevon Flowers
98	Kurrott Garland
98	Kenneth George Jr.
98	Emmit Gooden
99	Kingston Harris
99	Jahmir Johnson
99	Brandon Kennedy

100	Ollie Lane
100	Madre London
101	John Mincey
101	JJ Peterson
102	JT Shrout
102	Alontae Taylor
103	Bryce Thompson
103	Cedric Tillman
103	Jacob Warren
104	Dominick Wood-Anderson
105	Walk-Ons

## **2017 REVIEW**

108	Schedule and Results
109	Team Statistics
113	Offensive Stats
114	Defensive Stats
115	Special Team Stats
116	Miscellaneous Stats
117	Red Zone Stats/Video Reviews
118	Starting Lineups
119	Participation
120	Individual Superlatives
121	Team Superlatives/Big Plays
122	Big Plays
123	The Last Time
125	2017 Game Recaps

## **HISTORY**

138	History Of Tennessee Football
144	Neyland Stadium History
147	Neyland Stadium Renovations
149	Attendance Records
150	Traditions

## **HONORS**

154	College Football Hall of Fame
157	General Robert R. Neyland
159	Bowden Wyatt
160	Doug Dickey
161	Phillip Fulmer
162	National Awards
164	All-Americans
179	All-SEC First Team
181	All-SEC Second & Third Teams
183	SEC Awards
184	Freshmen Awards
185	SEC Weekly Honors
187	Tennessee Sports Hall of Fame
188	Hall of Fame & Other Honors
189	Spring Football Awards
190	Team Awards
191	Postseason All-Star Games
193	Academic Honors/Scholarships
195	Peyton Manning Scholarship
196	SEC Academic Honor Roll

## **VOLMANAC**

200	Retired Numbers
201	All-Time Lettermen
216	All-SEC and All-Americans





By Number	
217	Head Football Managers
218	All-Time Uniform Numbers
233	Lettermen By Hometown
246	All-Time Football Staff
250	All-Time GAs/Quality Control
252	All-Time Starting Lineups
258	Vols In NFL Draft History (Year)
261	Vols In NFL Draft History (Team)
265	Vols In Pro Football
272	Vols In The Super Bowl
272	Vols In The Pro Bowl
273	Year-By-Year Records
275	Coaching Records
276	Game-By-Game Results
293	Series Records vs. Opponents
294	All-Time Series Results
303	Vols On Television
307	Margins/Streaks
308	Program Milestones
309	Homecoming
310	Tennessee in the Polls
311	Tennessee in the Final Polls
317	Tennessee vs. Ranked Opp.
320	All-Time Non-Saturday Games
321	Record By State
323	Record By Calendar Date
333	Miscellaneous Records
334	Overtime Records

## RECORDS

336	UT in NCAA/SEC Record Books
337	SEC/NCAA Statistical Champions
338	Individual Football Records
341	Team Offense Records
342	Team Defense Records
343	Total Offense Records
345	Passing Records

349	Rushing Records
351	200, 100-Yard Rushing Games
354	Receiving Records
355	200, 100-Yard Receiving Games
357	100-Yard Rushing/Receiving Games
358	All-Purpose Records
359	Scoring Records
361	Punting Records
362	Punt Returns Records
363	Kickoff Returns Records
364	Total Kick Returns Records
365	Defense Records
368	Offense Year-By-Year
369	Defense Year-By-Year
370	Season-By-Season Specialty Defense
371	Opponent Records
373	Bowl Game-By-Game History
374	Bowl Facts
375	Bowl Recaps
375	1931 NY Charity/1939 Orange
376	1940 Rose/1941 Sugar
377	1943 Sugar/1947 Orange
378	1951 Cotton
379	1952 Sugar/1953 Cotton
380	1957 Sugar/1957 Gator
381	1965 BlueBonnet/1966 Gator
382	1968 Orange/1969 Cotton
383	1969 Gator/1971 Sugar
384	1971 Liberty/1972 BlueBonnet
385	1973 Gator/1974 Liberty
386	1979 BlueBonnet/1981 Garden State
387	1982 Peach/1983 Florida Citrus
388	1984 Sun/1986 Sugar
389	1986 Liberty/1988 Peach
390	1990 Cotton/1991 Sugar
391	1992 Fiesta Bowl/1993 Hall of

	Fame
392	1994 Florida Citrus/1994 Gator
393	1996 Florida Citrus/1997 Florida Citrus
394	1998 Orange/1999 Fiesta
395	2000 Fiesta/2001 Cotton
396	2002 Florida Citrus/2002 Peach
397	2004 Peach/2005 Cotton
398	2007 Outback/2008 Outback
399	2009 Chick-fil-A/2010 Music City
400	2015 TaxSlayer
401	2016 Outback
402	2016 Music City
403	Bowl Halls of Fame
404	Bowl Records
417	JV Game-By-Game History

## MEDIA INFO

419	Vol Network
421	Tennessee Media Information

## GUIDE CREDITS

The 2018 Tennessee Football Guide has been compiled from information originally presented on UTSports.com and previous Tennessee Football Guides.

**Editors:** Zach Stipe, Sean Barows and Rachel Gunia

**Editorial Assistance:** Maurice Williams, Wyeth Wilson, Kyle Williams

**Cover Design:** Valerie Parks, Evan Ford

**Interior Design:** Amanda Pruitt

**Photography:** Kyle Zedaker, John Golliher, Austin Peryman and Vol Photos

**Printing:** CCM Photo Books. To purchase, go to [volwallart.com](http://volwallart.com).

The University of Tennessee is an EEO/AA/Title VI/ Title IX/Section 504/ADA/ADEA institution in the provision of its education and employment programs and services.





## 2018 NUMERICAL ROSTER

No.	Name	Pos.	Ht.	Wt.	Cl.	Hometown/High School/Previous School
1	Marquez Callaway	WR	6-2	200	JR	Warner Robins, Ga./Warner Robins
1	Jonathan Kongbo	LB	6-5	254	RS SR	Surrey, B.C./Holy Cross H.S./Arizona Western
2	Jarrett Guarantano	QB	6-4	209	RS SO	Lodi, N.J./Bergen Catholic
2	Shy Tuttle	DL	6-3	300	SR	Midway, N.C./North Davidson
3	Ty Chandler	RB	5-11	201	SO	Nashville, Tenn./Montgomery Bell Academy
3	Marquill Osborne	DB	5-11	190	JR	Cornelius, N.C./William Amos Hough
4	Maleik Gray	DB	6-2	200	SO	Lavergne, Tenn./Lavergne
4	Bart Harris	QB	6-5	214	FR	Belton, Mo./Belton
5	Josh Palmer	WR	6-2	201	SO	Brampton, Ontario, Canada/St. Thomas Aquinas (Fla.)
5	Kyle Phillips	DL	6-4	273	SR	Nashville, Tenn./Hillsboro
6	Alontae Taylor	DB/WR	6-0	186	FR	Manchester, Tenn./Coffee County Central
7	Bryce Collier	DB	5-11	183	JR	Joelton, Tenn./Nashville Christian School
7	Brandon Johnson	WR	6-2	189	JR	Fort Lauderdale, Fla./American Heritage
8	Jordan Allen	LB	6-4	242	RS SO	Fairfield, Calif./Armijo/City College of San Francisco
8	Latrell Williams	WR	5-11	177	RS SO	Lake City, Fla./Columbia
9	Garrett Johnson	DB	5-11	182	JR	Germantown, Tenn./Germantown
9	Tim Jordan	RB	5-11	203	SO	Bartow, Fla./Bartow
10	Tyler Byrd	WR	5-11	200	JR	Naples, Fla./Naples
10	Bryce Thompson	DB	5-11	180	FR	Irmo, S.C./Dutch Fork
11	Jordan Murphy	WR	6-0	177	SO	Hattiesburg, Miss./Hattiesburg
11	Austin Smith	LB	6-3	246	RS JR	Buford, Ga./Buford
12	JT Shrout	QB	6-3	210	FR	Newhall, Calif./William S. Hart Senior
12	Zack Weatherly	DB	6-2	184	RS SO	Nashville, Tenn./Christ Presbyterian Academy/Chattanooga
12	Deandre Johnson	LB	6-3	244	SO	Miami, Fla./Miami Southridge
13	Richard Mize Jr.	WR	5-10	175	SO	Tampa, Fla./Calvary Christian
14	Zac Jancek	QB	6-1	229	RS JR	Knoxville, Tenn./Knoxville Catholic
14	Quart'e Sapp	LB	6-2	223	RS JR	Alpharetta, Ga./Milton
15	Jauan Jennings	WR	6-3	221	RS JR	Murfreesboro, Tenn./Blackman
15	Shawn Shamburger	DB	5-11	193	SO	Moultrie, Ga./Colquitt County
17	Dillon Bates	LB	6-3	229	RS SR	Ponte Vedra Beach, Fla./Ponte Vedra
17	Will McBride	QB	6-1	209	SO	League City, Texas/Clear Springs
18	Princeton Fant	RB	6-2	222	RS FR	Nashville, Tenn./Lavergne
18	Nigel Warrior	DB	6-0	188	JR	Duluth, Ga./Peachtree Ridge
19	Keller Chryst	QB	6-5	239	RS SR	Charlotte, N.C./Palo Alto/Stanford
19	Darrell Taylor	LB	6-4	247	RS JR	Waverly, Va./Hopewell
20	Cheyenne Labruzzo	DB	5-11	188	RS FR	Albany, La./Albany
20	Brent McPherson	WR	6-0	189	JR	Sykesville, Md./South Carroll
21	Jacquez Jones	WR	5-10	169	RS FR	Clearwater, Fla./Clearwater
21	Shanon Reid	LB	6-0	218	SO	Fort Myers, Fla./Dunbar
22	Micah Abernathy	DB	6-0	195	SR	Atlanta, Ga./Greater Atlanta Christian
23	Will Ignont	LB	6-1	239	SO	Huntsville, Ala./Buckhorn
24	Trey Coleman	RB	6-0	210	SO	West Monroe, La./West Monroe
24	Todd Kelly Jr.	DB	5-11	200	RS SR	Knoxville, Tenn./Webb School
25	Trevon Flowers	DB	5-11	184	FR	Tucker, Ga./Tucker
26	Theo Jackson	DB	6-2	193	SO	Nashville, Tenn./Overton
26	Jay Shoop	WR	6-1	184	RS FR	Nashville, Tenn./Father Ryan
27	Carlin Fils-aime	DB	5-11	180	JR	Naples, Fla./Naples
28	Baylen Buchanan	DB	5-11	193	JR	Lawrenceville, Ga./Peachtree Ridge
28	James Christian	RB	5-8	199	RS SO	Booneville, Miss./Booneville
29	Brandon Davis	DB	5-10	170	FR	New Orleans, La./John Curtis
29	Jeremiah Howard	RB	5-7	212	RS SO	Knoxville, Tenn./Knoxville Catholic
30	Brent Cimaglia	PK	6-0	210	SO	Franklin, Tenn./Fred J. Page
31	D.J. Henderson	DB	5-11	179	RS SR	Lyman, S.C./James F. Byrnes/Dodge City C.C. (Kansas)
31	Madre London	RB	6-1	213	RS SR	Little Rock, Ark./St. Thomas Aquinas (Fla.)/Michigan State
33	Jeremy Banks	RB	6-1	211	FR	Cordova, Tenn./Cordova
33	MaLeik Gatewood	DB	5-10	194	RS JR	Memphis, Tenn./Memphis University School
34	Malik Elion	WR	5-6	162	RS SR	Memphis, Tenn./Memphis University School
34	Darrin Kirkland Jr.	LB	6-1	234	RS JR	Indianapolis, Ind./Lawrence Central
35	Daniel Bituli	LB	6-3	244	JR	Antioch, Tenn./Nashville Christian
35	Ramsey Hailey	RB	5-7	181	SO	Memphis, Tenn./White Station
36	Terrell Bailey	DB	5-11	186	RS FR	Harvey, La./John Ehret
36	Tanner Dobrucky	RB	5-9	185	RS FR	Richmond, Va./Douglas S. Freeman
37	Paxton Brooks	P	6-6	180	FR	West Columbia, S.C./Airport
37	Samuel Harvin	DB	5-11	192	JR	Nashville, Tenn./Franklin Road Academy
38	Grant Frerking	WR	6-5	192	RS FR	Atlanta, Ga./Wesleyan School
38	Solon Page III	LB	6-2	211	RS FR	Marietta, Ga./Kell
39	Nick Humphrey	LB	6-1	208	SO	Monroe, Mich./Jefferson
39	Grayson Pontius	P	6-1	182	JR	Biloxi, Miss./Biloxi/Marshall/East Mississippi C.C.
40	JJ Peterson	LB	6-2	231	FR	Moultrie, Ga./Colquitt County



No.	Name	Pos.	Ht.	Wt.	Cl.	Hometown/High School/Previous School
41	Kenneth George Jr.	DB	5-11	195	RS SO	Lafayette, La./Acadiana/Trinity Valley C.C. (Texas)
41	Ryan Tice	PK	6-1	172	RS SR	Saline, Mich./Saline/Michigan
42	Nyles Gaddy	LB	6-4	226	FR	Nashville, Tenn./Father Ryan
42	Chip Omer	RB	6-0	191	RS SO	Nashville, Tenn./Christ Presbyterian Academy
43	Jake Powers	DB	6-0	178	SO	Memphis, Tenn./Briarcrest Christian School
43	Laszlo Toser	PK	5-8	194	RS JR	Ooltewah, Tenn./Ooltewah
46	Riley Lovingood	LS	6-0	213	RS JR	Hendersonville, Tenn./Beech Senior
46	Joshua Warren	LB	6-3	222	RS FR	Knoxville, Tenn./Farragut
47	Joe Doyle	P	6-0	201	RS FR	Knoxville, Tenn./Farragut
47	Landon Knoll	LB	6-3	219	RS JR	Nashville, Tenn./Father Ryan
48	Matt Ballard	LB	6-0	219	RS SO	Clarksville, Tenn./Clarksville
48	Ja'Quain Blakely	TE/RB	6-2	260	RS SO	Moultrie, Ga./Colquitt County
50	Joey Cave	OL	6-4	312	RS SO	Knoxville, Tenn./Hardin Valley Academy
50	Cole Hughes	LB	6-1	237	JR	Hendersonville, Tenn./Hendersonville Christian Academy
51	Kingston Harris	DL	6-3	316	FR	Orlando, Fla./IMG Academy
51	Drew Richmond	OL	6-5	316	RS JR	Memphis, Tenn./Memphis University School
52	Elijah Medford	LS	5-9	202	RS SR	Burlington, N.C./Walter Williams
52	Maurese Smith	DL	6-2	305	RS FR	Huntsville, Ala./Hazel Green
55	Gatek Kueth	DL	6-2	234	RS FR	Gallatin, Tenn./Gallatin
56	Matthew Butler	DL	6-4	276	SO	Raleigh, N.C./Garner Senior
56	Riley Locklear	OL	6-4	293	SO	Huntington, W. Va./Spring Valley
57	Nathan Niehaus	OL	6-6	287	RS SO	Cincinnati, Ohio/Colerain
58	Brandon Kennedy	OL	6-3	301	RS JR	Wetumpka, Ala./Wetumpka/Alabama
59	John Mincey	DL	6-3	264	FR	Homerville, Ga./Clinch County
59	Jake Yelich	LS	6-2	226	RS SO	Crown Point, Ind./Crown Point
60	Michael Raymond	OL	6-1	267	JR	Port Charlotte, Fla./Port Charlotte
64	Greg Emerson	DL	6-3	305	FR	Jackson, Tenn./North Side
66	Jarious Abercrombie	OL	6-4	322	FR	Birmingham, Ala./Wenonah
66	Eric Crosby	OL	6-1	328	RS FR	Virginia Beach, Va./Ocean Lakes
67	Joe Keeler	OL	6-5	290	RS JR	Tryon, N.C./Christ School
68	Marcus Tatum	OL	6-6	293	RS SO	Daytona Beach, Fla./Mainland
69	Brian Garvey	OL	6-3	286	RS SO	Fairview, Tenn./Brentwood Academy
70	Ryan Johnson	OL	6-6	302	RS SO	Brentwood, Tenn./Brentwood Academy
71	Tanner Antonutti	OL	6-5	269	FR	Nashville, Tenn./Ensworth
72	Jahmir Johnson	OL	6-5	285	RS SO	Philadelphia, Penn./Imhotep Institute/Rhode Island/Arizona Western C.C.
73	Trey Smith	OL	6-6	320	SO	Jackson, Tenn./University School of Jackson
74	K'Rojhn Calbert	OL	6-5	327	RS FR	McMinnville, Tenn./Warren County Senior
75	Jerome Carvin	OL	6-5	303	FR	Memphis, Tenn./Cordova
76	Chance Hall	OL	6-5	328	RS JR	Roanoke, Va./Northside
77	Devante Brooks	OL	6-5	292	RS SO	Bowie, Md./St. John's College (D.C.) HS
78	Ollie Lane	OL	6-4	308	FR	Corryton, Tenn./Gibbs
79	Kurott Garland	DL	6-3	275	FR	Conyers, Ga./Heritage
80	Eli Wolf	TE	6-4	236	RS JR	Minster, Ohio/Minster
81	Austin Pope	TE	6-4	240	RS SO	Knoxville, Tenn./Christian Academy of Knoxville
82	Dominick Wood-Anderson	TE	6-4	257	JR	Spring Valley, Tenn./Steele Canyon/Arizona Western C.C.
83	Cooper Melton	WR	6-2	201	SO	Cleveland, Tenn./Walker Valley
84	James Brown	TE	6-3	229	RS FR	Orlando, Fla./Jones
85	Cedric Tillman	WR	6-3	212	FR	Las Vegas, Nev./Bishop Gorman
86	Andrew Craig	TE	6-4	240	RS SO	Knoxville, Tenn./Webb School
87	Jacob Warren	TE	6-6	224	FR	Knoxville, Tenn./Farragut
88	La'Trell Bumphus	TE	6-3	263	SO	Savannah, Tenn./Hardin County
89	Brandon Benedict	TE	6-2	250	RS SO	Nashville, Tenn./Father Ryan
93	Emmit Gooden	DL	6-3	306	JR	Brownsville, Tenn./Haywood/Independence C.C.
95	Kivon Bennett	DL	6-2	266	SO	Fort Lauderdale, Fla./St. Thomas Aquinas
96	Airin Spell	DL	6-1	287	FR	Paducah, Ky./Brentwood Academy
97	Paul Bain	DL	6-2	292	RS SR	Powder Springs, Ga./Hillgrove/Tusculum
98	Alexis Johnson	DL	6-3	314	RS SR	Atlanta, Ga./Mount Zion/Fort Scott C.C. (Kansas)

GENERAL

STAFF

PLAYERS

REVIEW

HISTORY

HONORS

VOLMANAC

RECORDS



## » PRONUNCIATION GUIDE

2	Jarrett Guarantano	gare-en-TA-no
3	Marquill Osborne	MAR-kwill
4	Maleik Gray	Ma-LEAK
14	Quart'e Sapp	quar-TAY
20	Cheyenne Labruzzo	shy-ann luh-BROOZE-ah
22	Micah Abernathy	My-Cuh
27	Carlin Fils-aime	fills-a-ME
30	Brent Cimaglia	seh-MAG-lee-uh
35	Daniel Bituli	bi-TOO-lee

42	Chip Omer	OH-mer
48	Ja'Quain Blakely	JUH-kwan
57	Nathan Niehaus	NEE-house
74	K'Rojhn Calbert	KAY-ron
95	Kivon Bennett	KEY-von

Brian Niedermeyer	NEE-der-MY-ur
Kevin Sherrer	SHAIR-ur
Chris Weinke	WINK-ee

## 2018 ALPHABETICAL ROSTER

No.	Name	Pos.	Ht.	Wt.	Cl.	Hometown/High School/Previous School
66	Jarious Abercrombie	OL	6-4	322	FR	Birmingham, Ala./Wenonah
22	Micah Abernathy	DB	6-0	195	SR	Atlanta, Ga./Greater Atlanta Christian
8	Jordan Allen	LB	6-4	242	RS SO	Fairfield, Calif./Armijo/City College of San Francisco
71	Tanner Antonutti	OL	6-5	269	FR	Nashville, Tenn./Ensworth
36	Terrell Bailey	DB	5-11	186	RS FR	Harvey, La./John Ehret
97	Paul Bain	DL	6-2	292	RS SR	Powder Springs, Ga./Hillgrove/Tusculum
48	Matt Ballard	LB	6-0	219	RS SO	Clarksville, Tenn./Clarksville
33	Jeremy Banks	RB	6-1	211	FR	Cordova, Tenn./Cordova
17	Dillon Bates	LB	6-3	229	RS SR	Ponte Vedra Beach, Fla./Ponte Vedra
89	Brandon Benedict	TE	6-2	250	RS SO	Nashville, Tenn./Father Ryan
95	Kivon Bennett	DL	6-2	266	SO	Fort Lauderdale, Fla./St. Thomas Aquinas
35	Daniel Bituli	LB	6-3	244	JR	Antioch, Tenn./Nashville Christian
48	Ja'Quain Blakely	TE/RB	6-2	260	RS SO	Moultrie, Ga./Colquitt County
77	Devante Brooks	OL	6-5	292	RS SO	Bowie, Md./St. John's College (D.C.) HS
37	Paxton Brooks	P	6-6	180	FR	West Columbia, S.C./Airport
84	James Brown	TE	6-3	229	RS FR	Orlando, Fla./Jones
28	Baylan Buchanan	DB	5-11	193	JR	Lawrenceville, Ga./Peachtree Ridge
88	LaTrell Bumphus	TE	6-3	263	SO	Savannah, Tenn./Hardin County
56	Matthew Butler	DL	6-4	276	SO	Raleigh, N.C./Garner Senior
10	Tyler Byrd	WR	5-11	200	JR	Naples, Fla./Naples
74	K'Rojhn Calbert	OL	6-5	327	RS FR	McMinnville, Tenn./Warren County Senior
1	Marquez Callaway	WR	6-2	200	JR	Warner Robins, Ga./Warner Robins
75	Jerome Carvin	OL	6-5	303	FR	Memphis, Tenn./Cordova
50	Joey Cave	OL	6-4	312	RS SO	Knoxville, Tenn./Hardin Valley Academy
3	Ty Chandler	RB	5-11	201	SO	Nashville, Tenn./Montgomery Bell Academy
28	James Christian	RB	5-8	199	RS SO	Booneville, Miss./Booneville
19	Keller Chryst	QB	6-5	239	RS SR	Charlotte, N.C./Palo Alto/Stanford
30	Brent Cimaglia	PK	6-0	210	SO	Franklin, Tenn./Fred J. Page
24	Trey Coleman	RB	6-0	210	SO	West Monroe, La./West Monroe
7	Bryce Collier	DB	5-11	183	JR	Joelton, Tenn./Nashville Christian School
86	Andrew Craig	TE	6-4	240	RS SO	Knoxville, Tenn./Webb School
66	Eric Crosby	OL	6-1	328	RS FR	Virginia Beach, Va./Ocean Lakes
29	Brandon Davis	DB	5-10	170	FR	New Orleans, La./John Curtis
36	Tanner Dobruck	RB	5-9	185	RS FR	Richmond, Va./Douglas S. Freeman
47	Joe Doyle	P	6-0	201	RS FR	Knoxville, Tenn./Farragut
34	Malik Elion	WR	5-6	162	RS SR	Memphis, Tenn./Memphis University School
64	Greg Emerson	DL	6-3	305	FR	Jackson, Tenn./North Side
18	Princeton Fant	RB	6-2	222	RS FR	Nashville, Tenn./Lavergne
27	Carlin Fils-aime	DB	5-11	180	JR	Naples, Fla./Naples
25	Trevon Flowers	DB	5-11	184	FR	Tucker, Ga./Tucker
38	Grant Frerking	WR	6-5	192	RS FR	Atlanta, Ga./Wesleyan School
42	Nyles Gaddy	LB	6-4	226	FR	Nashville, Tenn./Father Ryan
79	Kurott Garland	DL	6-3	275	FR	Conyers, Ga./Heritage
69	Brian Garvey	OL	6-3	286	RS SO	Fairview, Tenn./Brentwood Academy
33	MaLeik Gatewood	DB	5-10	194	RS JR	Memphis, Tenn./Memphis University School
41	Kenneth George Jr.	DB	5-11	195	RS SO	Lafayette, La./Acadiana/Trinity Valley C.C. (Texas)
93	Emmit Gooden	DL	6-3	306	JR	Brownsville, Tenn./Haywood/Independence C.C.
4	Maleik Gray	DB	6-2	200	SO	Lavergne, Tenn./Lavergne
2	Jarrett Guarantano	QB	6-4	209	RS SO	Lodi, N.J./Bergen Catholic
35	Ramsey Hailey	RB	5-7	181	SO	Memphis, Tenn./White Station
76	Chance Hall	OL	6-5	328	RS JR	Roanoke, Va./Northside
4	Bart Harris	QB	6-5	214	FR	Belton, Mo./Belton
51	Kingston Harris	DL	6-3	316	FR	Orlando, Fla./IMG Academy
37	Samuel Harvin	DB	5-11	192	JR	Nashville, Tenn./Franklin Road Academy
31	D.J. Henderson	DB	5-11	179	RS SR	Lyman, S.C./James F. Byrnes/Dodge City C.C. (Kansas)
29	Jeremiah Howard	RB	5-7	212	RS SO	Knoxville, Tenn./Knoxville Catholic
50	Cole Hughes	LB	6-1	237	JR	Hendersonville, Tenn./Hendersonville Christian Academy
39	Nick Humphrey	LB	6-1	208	SO	Monroe, Mich./Jefferson
23	Theo Ignont	LB	6-1	239	SO	Huntsville, Ala./Buckhorn
26	Theo Jackson	DB	6-2	193	SO	Nashville, Tenn./Overton
14	Zac Jancek	QB	6-1	229	RS JR	Knoxville, Tenn./Knoxville Catholic
15	Jauan Jennings	WR	6-3	221	RS JR	Murfreesboro, Tenn./Blackman
98	Alexis Johnson	DL	6-3	314	RS SR	Atlanta, Ga./Mount Zion/Fort Scott C.C. (Kansas)
7	Brandon Johnson	WR	6-2	189	JR	Fort Lauderdale, Fla./American Heritage
13	Deandre Johnson	LB	6-3	244	SO	Miami, Fla./Miami Southridge
9	Garrett Johnson	DB	5-11	182	JR	Germantown, Tenn./Germantown
72	Jahmir Johnson	OL	6-5	285	RS SO	Philadelphia, Penn./Imhotep Institute/Rhode Island/Arizona Western C.C.
70	Ryan Johnson	OL	6-6	302	RS SO	Brentwood, Tenn./Brentwood Academy
21	Jacquez Jones	WR	5-10	169	RS FR	Clearwater, Fla./Clearwater



No.	Name	Pos.	Ht.	Wt.	Cl.	Hometown/High School/Previous School
9	Tim Jordan	RB	5-11	203	SO	Bartow, Fla./Bartow
67	Joe Keeler	OL	6-5	290	RS JR	Tryon, N.C./Christ School
24	Todd Kelly Jr.	DB	5-11	200	RS SR	Knoxville, Tenn./Webb School
58	Brandon Kennedy	OL	6-3	301	RS JR	Wetumpka, Ala./Wetumpka/Alabama
34	Darrin Kirkland Jr.	LB	6-1	234	RS JR	Indianapolis, Ind./Lawrence Central
47	Landon Knoll	LB	6-3	219	RS JR	Nashville, Tenn./Father Ryan
1	Jonathan Kongbo	LB	6-5	254	RS SR	Surrey, B.C./Holy Cross H.S./Arizona Western
55	Gatkek Kueth	DL	6-2	234	RS FR	Gallatin, Tenn./Gallatin
20	Cheyenne Labruzzo	DB	5-11	188	RS FR	Albany, La./Albany
78	Ollie Lane	OL	6-4	308	FR	Corryton, Tenn./Gibbs
56	Riley Locklear	OL	6-4	293	SO	Huntington, W. Va./Spring Valley
31	Madre London	RB	6-1	213	RS SR	Little Rock, Ark./St. Thomas Aquinas (Fla.)/Michigan State
46	Riley Lovingood	LS	6-0	213	RS JR	Hendersonville, Tenn./Beech Senior
17	Will McBride	QB	6-1	209	SO	League City, Texas/Clear Springs
20	Brent McPherson	WR	6-0	189	JR	Sykesville, Md./South Carroll
52	Elijah Medford	LS	5-9	202	RS SR	Burlington, N.C./Walter Williams
83	Cooper Melton	WR	6-2	201	SO	Cleveland, Tenn./Walker Valley
59	John Mincey	DL	6-3	264	FR	Homerville, Ga./Clinch County
13	Richard Mize Jr.	WR	5-10	175	SO	Tampa, Fla./Calvary Christian
11	Jordan Murphy	WR	6-0	177	SO	Hattiesburg, Miss./Hattiesburg
57	Nathan Niehaus	OL	6-6	287	RS SO	Cincinnati, Ohio/Colerain
42	Chip Omer	RB	6-0	191	RS SO	Nashville, Tenn./Christ Presbyterian Academy
3	Marquill Osborne	DB	5-11	190	JR	Cornelius, N.C./William Amos Hough
38	Solon Page III	LB	6-2	211	RS FR	Marietta, Ga./Kell
5	Josh Palmer	WR	6-2	201	SO	Brampton, Ontario, Canada/St. Thomas Aquinas (Fla.)
40	JJ Peterson	LB	6-2	231	FR	Moultrie, Ga./Colquitt County
5	Kyle Phillips	DL	6-4	273	SR	Nashville, Tenn./Hillsboro
39	Grayson Pontius	P	6-1	182	JR	Biloxi, Miss./Biloxi/Marshall/East Mississippi C.C.
81	Austin Pope	TE	6-4	240	RS SO	Knoxville, Tenn./Christian Academy of Knoxville
43	Jake Powers	DB	6-0	178	SO	Memphis, Tenn./Briarcrest Christian School
60	Michael Raymond	OL	6-1	267	JR	Port Charlotte, Fla./Port Charlotte
21	Shanon Reid	LB	6-0	218	SO	Fort Myers, Fla./Dunbar
51	Drew Richmond	OL	6-5	316	RS JR	Memphis, Tenn./Memphis University School
14	Quart'e Sapp	LB	6-2	223	RS JR	Alpharetta, Ga./Milton
15	Shawn Shamburger	DB	5-11	193	SO	Moultrie, Ga./Colquitt County
26	Jay Shoop	WR	6-1	184	RS FR	Nashville, Tenn./Father Ryan
12	JT Shrout	QB	6-3	210	FR	Newhall, Calif./William S. Hart Senior
11	Austin Smith	LB	6-3	246	RS JR	Buford, Ga./Buford
52	Maurese Smith	DL	6-2	305	RS FR	Huntsville, Ala./Hazel Green
73	Trey Smith	OL	6-6	320	SO	Jackson, Tenn./University School of Jackson
96	Airin Spell	DL	6-1	287	FR	Paducah, Ky./Brentwood Academy
68	Marcus Tatum	OL	6-6	293	RS SO	Daytona Beach, Fla./Mainland
6	Alontae Taylor	DB/WR	6-0	186	FR	Manchester, Tenn./Coffee County Central
19	Darrell Taylor	LB	6-4	247	RS JR	Waverly, Va./Hopewell
10	Bryce Thompson	DB	5-11	180	FR	Irmo, S.C./Dutch Fork
41	Ryan Tice	PK	6-1	172	RS SR	Saline, Mich./Saline/Michigan
85	Cedric Tillman	WR	6-3	212	FR	Las Vegas, Nev./Bishop Gorman
43	Laszlo Toser	PK	5-8	194	RS JR	Ooltewah, Tenn./Ooltewah
2	Shy Tuttle	DL	6-3	300	SR	Midway, N.C./North Davidson
87	Jacob Warren	TE	6-6	224	FR	Knoxville, Tenn./Farragut
46	Joshua Warren	LB	6-3	222	RS FR	Knoxville, Tenn./Farragut
18	Nigel Warrior	DB	6-0	188	JR	Duluth, Ga./Peachtree Ridge
12	Zack Weatherly	DB	6-2	184	RS SO	Nashville, Tenn./Christ Presbyterian Academy/Chattanooga
8	Latrell Williams	WR	5-11	177	RS SO	Lake City, Fla./Columbia
80	Eli Wolf	TE	6-4	236	RS JR	Minster, Ohio/Minster
82	Dominick Wood-Anderson	TE	6-4	257	JR	Spring Valley, Tenn./Steele Canyon/Arizona Western C.C.
59	Jake Yelich	LS	6-2	226	RS SO	Crown Point, Ind./Crown Point

GENERAL

STAFF

PLAYERS

REVIEW

HISTORY

HONORS

VOLMANAC

RECORDS



## » PRONUNCIATION GUIDE

22	Micah Abernathy	My-Cuh
95	Kivon Bennett	KEY-von
35	Daniel Bituli	bi-TOO-lee
48	Ja'Quain Blakely	JUH-kwan
74	K'Roihn Calbert	KAY-ron
30	Brent Cimaglia	seh-MAG-lee-uh
27	Carlin Fils-aime	fills-a-ME
4	Maleik Gray	Ma-LEAK
2	Jarrett Guarantano	gare-en-TA-no

20	Cheyenne Labruzzo	shy-ann luh-BROOZE-ah
57	Nathan Niehaus	NEE-house
42	Chip Omer	OH-mer
3	Marquill Osborne	MAR-kwill
14	Quart'e Sapp	quar-TAY

Brian Niedermeyer	NEE-der-MY-ur
Kevin Sherrer	SHAIR-ur
Chris Weinke	WINK-ee

## POSITIONAL BREAKDOWN

### QUARTERBACKS (6)

19 Keller Chryst	R-Sr.
2 Jarrett Guarantano	R-So.
4 Bart Harris	Fr.
17 Will McBride	So.
14 Zac Jancek	R-Jr.
12 JT Shroat	Fr.

### RUNNING BACKS (12)

33 Jeremy Banks	Fr.
48 Ja'Quain Blakely	R-So.
3 Ty Chandler	So.
28 James Christian	R-So.
24 Trey Coleman	So.
36 Tanner Dobruck	R-Fr.
18 Princeton Fant	R-Fr.
25 Ramsey Hailey	So.
29 Jeremiah Howard	R-So.
9 Tim Jordan	So.
31 Madre London	R-Sr.
42 Chip Omer	R-So.

### WIDE RECEIVERS (16)

10 Tyler Byrd	Jr.
1 Marquez Callaway	Jr.
34 Malik Elion	R-Sr.
38 Grant Frerking	R-Fr.
15 Jauan Jennings	R-Jr.
7 Brandon Johnson	Jr.
21 Jacquez Jones	R-Fr.
20 Brent McPherson	Jr.
83 Cooper Melton	So.
13 Richard Mize Jr.	So.
11 Jordan Murphy	So.
5 Josh Palmer	So.
26 Jay Shoop	R-Fr.
6 Alontae Taylor	Fr.
85 Cedric Tillman	Fr.
8 Latrell Williams	R-So.

### TIGHT ENDS (8)

89 Brandon Benedict	R-So.
84 James Brown	R-Fr.
88 LaTrell Bumphus	So.
86 Andrew Craig	R-So.
81 Austin Pope	R-So.
87 Jacob Warren	Fr.
80 Eli Wolf	R-Jr.
82 Dominick Wood-Anderson	Jr.

### OFFENSIVE LINE (19)

71 Tanner Antonutti	Fr.
77 Devante Brooks	R-So.
74 K'Rojhn Calbert	R-Fr.
75 Jerome Carvin	Fr.
50 Joey Cave	R-So.
66 Eric Crosby	R-Fr.
69 Brian Garvey	R-So.
76 Chance Hall	R-Jr.
72 Jahmir Johnson	R-So.
70 Ryan Johnson	R-So.
67 Joe Keeler	R-Jr.
58 Brandon Kennedy	R-Jr.
78 Ollie Lane	Fr.
56 Riley Locklear	So.
57 Nathan Niehaus	R-So.
60 Michael Raymond	Jr.
51 Drew Richmond	R-Jr.
73 Trey Smith	So.
68 Marcus Tatum	R-So.

### DEFENSIVE LINE (14)

97 Paul Bain	R-Sr.
95 Kivon Bennett	So.
56 Matthew Butler	So.
64 Greg Emerson	Fr.
79 Kurott Garland	Fr.
93 Emmitt Gooden	Jr.
51 Kingston Harris	Fr.
98 Alexis Johnson	R-Sr.
55 Gatkek Kueth	So.
59 John Mincey	Fr.
5 Kyle Phillips	Sr.
52 Maurese Smith	R-Fr.
96 Airin Spell	Fr.
2 Shy Tuttle	Sr.

### LINEBACKERS (20)

8 Jordan Allen	R-So.
48 Matt Ballard	R-So.
17 Dillon Bates	R-Sr.
35 Daniel Bituli	Jr.
54 Ian Dunkin	Jr.
42 Nyles Gaddy	Fr.
50 Cole Hughes	Jr.
40 Nick Humphrey	So.
23 Will Ignont	So.
13 Deandre Johnson	So.

34 Darrin Kirkland Jr.	R-Jr.
47 Landon Knoll	R-Jr.
1 Jonathan Kongbo	R-Sr.
38 Solon Page III	R-Fr.
40 JJ Peterson	Fr.
21 Shanon Reid	So.
14 Quart'e Sapp	R-Jr.
11 Austin Smith	R-Jr.
19 Darrell Taylor	R-Jr.
46 Joshua Warren	R-Fr.

### DEFENSIVE BACKS (23)

22 Micah Abernathy	Sr.
26 Terrell Bailey	R-Fr.
28 Baylen Buchanan	Jr.
7 Bryce Collier	Jr.
29 Brandon Davis	Fr.
27 Carlin Fils-aime	Jr.
25 Trevon Flowers	Fr.
33 MaLeik Gatewood	R-Jr.
41 Kenneth George	R-So.
4 Maleik Gray	So.
37 Samuel Harvin	Jr.
31 D.J. Henderson	R-Sr.
26 Theo Jackson	So.
9 Garrett Johnson	Jr.
24 Todd Kelly Jr.	R-Sr.
20 Cheyenne Labruzzo	R-Fr.
3 Marquill Osborne	Jr.
43 Jake Powers	So.
15 Shawn Shamburger	So.
6 Alontae Taylor	Fr.
10 Bryce Thompson	Fr.
18 Nigel Warrior	Jr.
12 Zack Weatherly	R-So.

### SPECIALISTS (9)

37 Paxton Brooks (P)	Fr.
47 Joe Doyle (P)	R-Fr.
39 Grayson Pontius (P)	Jr.
30 Brent Cimaglia (PK)	So.
41 Ryan Tice (PK)	R-Sr.
43 Laszlo Tosser (PK)	R-Jr.
46 Riley Lovingood (LS)	R-Jr.
52 Elijah Medford (LS)	R-Sr.
59 Jake Yelich (LS)	R-So.

## FOOTBALL STAFF

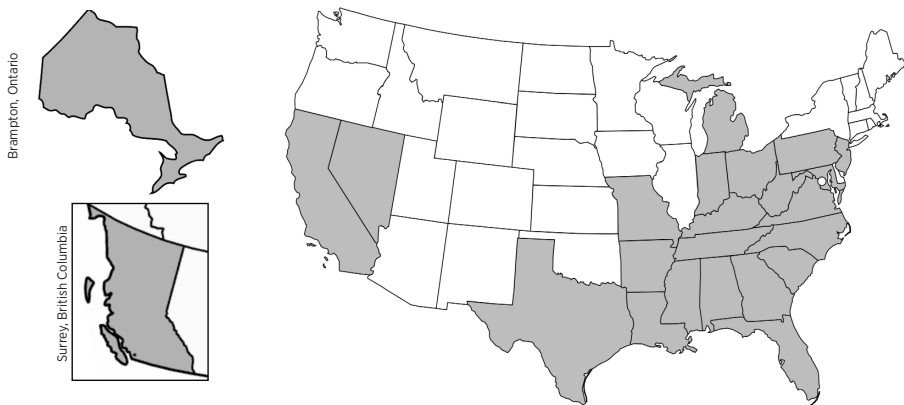
Jeremy Pruitt - Head Coach
Tyson Helton - Offensive Coordinator/Quarterbacks
Kevin Sherrer - Defensive Coordinator/Inside Linebackers
Chris Rumph - Co-Defensive Coordinator/Outside Linebackers
Charles Kelly - Special Teams Coordinator/Safeties
Terry Fair - Cornerbacks
Will Friend - Offensive Line
David Johnson - Wide Receivers
Brian Niedermeyer - Tight Ends
Tracy Rocker - Defensive Line
Chris Weinke - Running Backs
Craig Fitzerald - Director of Strength & Conditioning
Drew Hughes - Director of Player Personnel
Todd Watson - Director of Football Operations
John Lilly - Assistant to the Head Coach
Brandon Sheppard - Assistant Director of Football Operations
A.J. Artis - Assistant Director of Strength & Conditioning
Mike Farrell - Assistant Director of Strength & Conditioning
Byron Jerideau - Assistant Director of Strength & Conditioning
Shaq Wilson - Assistant Director of Strength & Conditioning
Patrick Abernathy - Player Development
Joe Osovet - Player Development
Kevin Simon - Player Development
Bert Biffani - Quality Control Analyst
Carter Blount - Quality Control Analyst
Brandon Deaderick - Quality Control Analyst
Montario Hardesty - Quality Control Analyst
Vince Lewis - Quality Control Analyst
Kevin O'Brien - Quality Control Analyst
D.J. Pettway - Quality Control Analyst
Tino Sunseri - Quality Control Analyst
Cameron Clemmons - Offensive Graduate Assistant

Caleb Cox - Offensive Graduate Assistant
Karmichael Dunbar II - Defensive Graduate Assistant
Jon Shalala - Defensive Graduate Assistant
Roger Frazier - Head Equipment Manager
Jeromimo Boche - Director of Athletic Training - Football
Jason McVeigh - Director of Sports Medicine
Dr. Chris Klencik - Team Physician
Condredge Holloway - Assistant AD for Student-Athlete Relations
Danny Sliff - Assistant Director of Player Personnel
Myra Miles - Executive Assistant to the Head Coach
Don Rawson - Sports Technology Coordinator
Nick Hardesty - Football Operations Graduate Assistant
Blake Jackson - Football Operations Graduate Assistant
Josh Boucher - Video Assistant
Rachel Pfister - Director of Sports Nutrition for Football
Lauren Antle - Assistant Director of Sports Nutrition for Football
Max Parrott - Assistant Director of Equipment & Apparel
Allen Stitzler - Assistant Director of Equipment & Apparel
Clay Bollinger - Director of Recruiting Content
Marshall Steward - Thornton Center Associate Director
Merce Poindexter - Thornton Center Assistant Director
Lynsey Miller - Thornton Center Academic Counselor
Lori Robinson - Thornton Center Learning Specialist
Muriel Leabtetter - Thornton Center Learning Specialist
Jonathan Bowling - Associate AD for FB Compliance & Admin.
LeiqhAshton Watson - Recruiting & Operations Assistant
Kendal Hennigan - Administrative Assistant
Kim Milligan - Administrative Assistant
Angela Schwinke - Administrative Assistant
Ashley Smith - Assistant Director for Student-Athlete Development
CJ Fayton - Director of VFL Programming





## ■ GEOGRAPHICAL BREAKDOWN



## VOLS REPRESENT 22 STATES, 2 COUNTRIES

### UNITED STATES (124)

#### ALABAMA (3)

**Huntsville** - Will Ignont, Maurese Smith  
**Wetumpka** - Brandon Kennedy

#### ARKANSAS (1)

**Little Rock** - Madre London

#### CALIFORNIA (3)

**Fairfield** - Jordan Allen  
**Newhall** - JT ShROUT  
**Spring Valley** - Dominick Wood-Anderson

#### FLORIDA (15)

**Bartow** - Tim Jordan  
**Clearwater** - Jacquez Jones  
**Daytona Beach** - Marcus Tatum  
**Fort Lauderdale** - Kivon Bennett, Brandon Johnson  
**Fort Myers** - Shanon Reid  
**Lake City** - Latrell Williams  
**Miami** - Deandre Johnson  
**Naples** - Tyler Byrd, Carlin Fils-aime  
**Orlando** - James Brown, Kingston Harris  
**Ponte Vedra Beach** - Dillon Bates  
**Port Charlotte** - Michael Raymond  
**Tampa** - Richard Mize Jr.

#### GEORGIA (16)

**Alpharetta** - Quart'e Sapp  
**Atlanta** - Micah Abernathy, Grant Frerking, Alexis Johnson  
**Buford** - Austin Smith  
**Conyers** - Kurott Garland  
**Duluth** - Nigel Warrior  
**Homerville** - John Mincey  
**Lawrenceville** - Baylen Buchanan  
**Marietta** - Solon Page III  
**Moultrie** - Ja'Quain Blakely, JJ Peterson, Shawn Shamburger  
**Powder Springs** - Paul Bain  
**Tucker** - Trevon Flowers  
**Warner Robins** - Marquez Callaway

#### INDIANA (2)

**Crown Point** - Jake Yelich  
**Indianapolis** - Darrin Kirkland Jr.

#### KENTUCKY (1)

**Paducah** - Airin Spell

#### LOUISIANA (5)

**Albany** - Cheyenne Labruzzo  
**Harvey** - Terrell Bailey  
**Lafayette** - Kenneth George  
**New Orleans** - Brandon Davis  
**West Monroe** - Trey Coleman

#### MARYLAND (2)

**Bowie** - Devante Brooks  
**Sykesville** - Brent McPherson

#### MICHIGAN (2)

**Monroe** - Nick Humphrey  
**Saline** - Ryan Tice

#### MISSISSIPPI (3)

**Biloxi** - Grayson Pontius  
**Booneville** - James Christian  
**Hattiesburg** - Jordan Murphy

#### MISSOURI (1)

**Belton** - Bart Harris

#### NEVADA (1)

**Las Vegas** - Cedric Tillman

#### NEW JERSEY (1)

**Lodi** - Jarrett Guarantano

#### NORTH CAROLINA (6)

**Burlington** - Elijah Medford  
**Charlotte** - Keller Chryst  
**Cornelius** - Marquill Osborne  
**Midway** - Shy Tuttle  
**Raleigh** - Matthew Butler  
**Tryon** - Joe Keeler

#### OHIO (2)

**Cincinnati** - Nathan Niehaus  
**Minster** - Eli Wolf

#### PENNSYLVANIA (1)

**Philadelphia** - Jahmir Johnson

#### SOUTH CAROLINA (3)

**Irmo** - Bryce Thompson  
**Lyman** - D.J. Henderson  
**West Columbia** - Paxton Brooks

#### TENNESSEE (50)

**Antioch** - Daniel Bituli  
**Brentwood** - Ryan Johnson  
**Brownsville** - Emmit Gooden  
**Clarksville** - Matt Ballard  
**Cleveland** - Cooper Melton  
**Cordova** - Jeremy Banks, Jerome Carvin  
**Corryton** - Ollie Lane  
**Fairview** - Brian Garvey  
**Franklin** - Brent Cimaglia  
**Gallatin** - Gatkek Kuehl  
**Hendersonville** - Cole Hughes, Riley Lovingood  
**Jackson** - Greg Emerson, Trey Smith  
**Joelton** - Bryce Collier  
**Knoxville** - Joey Cave, Andrew Craig, Joe Doyle, Jeremiah Howard, Zac Jancek, Todd Kelly Jr., Austin Pope, Jacob Warren, Joshua Warren  
**Lavergne** - Maleik Gray  
**Manchester** - Alontae Taylor  
**Maryville** - Ian Dunkin  
**McMinnville** - K'Rojhin Calbert  
**Memphis** - MaLeik Gatewood, Ramsey Hailey, Malik Elion, Garrett Johnson, Jake Powers, Drew Richmond  
**Murfreesboro** - Jauan Jennings  
**Nashville** - Tanner Antonutti, Brandon Benedict, Ty Chandler, Princeton Fant, Nyles Gaddy, Samuel Harvin, Theo Jackson, Landon Knoll, Chip Omer, Kyle Phillips, Jay Shoop, Zack Weatherly  
**Ooltewah** - Laszlo Toser  
**Savannah** - LaTrell Bumphus

#### TEXAS (1)

**League City** - Will McBride

#### VIRGINIA (4)

**Richmond** - Tanner Dobrucky  
**Roanoke** - Chance Hall  
**Virginia Beach** - Eric Crosby  
**Waverly** - Darrell Taylor

#### WEST VIRGINIA (1)

**Huntington** - Riley Locklear

### CANADA (2)

**Brampton (Ontario)** - Josh Palmer  
**Surrey (B.C.)** - Jonathan Kongbo



**WEST VIRGINIA MOUNTAINEERS**

**9-1 | CHARLOTTE, N.C.**

**QUICK FACTS**

**Location:** Morgantown, W. Va.  
**Colors:** Gold and Blue  
**Stadium:** Milan Puskar Stadium (60,000)  
**Conference:** Big 12  
**Head Coach:** Dana Holgorsen (8th season)  
**Career Record/at WVU:** 53-37/53-37  
**Series:** First Meeting  
**At Knoxville:** None  
**Last Meeting:** None  
**2017 Overall Record:** 7-6  
**2017 Conf. Record/Finish:** 5-4/4th  
**2017 Bowl/Final Rank:** Zaxby's Heart of Dallas Bowl (L, 30-14 vs. Utah)/None

**MEDIA INFO**

**Media Contact:** Mike Montoro  
**Phone:** 304-293-2821  
**Email:** mike.montoro@mail.wvu.edu  
**Website:** wvusports.com

**2018 SCHEDULE**

Sept. 1	Tennessee (Charlotte)
Sept. 8	Youngstown State
Sept. 15	at NC State
Sept. 22	Kansas State
Sept. 29	at Texas Tech
Oct. 6	Kansas
Oct. 13	at Iowa State
Oct. 25	Baylor
Nov. 3	at Texas
Nov. 10	TCU
Nov. 17	at Oklahoma State
Nov. 23	Oklahoma

**GAME NOTES**

- The 2018 season-opener will be played in Charlotte as the third-ever Belk College Kickoff.
- Will mark Tennessee's fourth straight season playing a regular season neutral site game. The Vols are 3-0 in those games.
- Tennessee has not lost a season-opener since 2009, a streak of nine consecutive wins.
- The Belk College Kickoff is contested in the Carolina Panthers' Bank of America Stadium, the fifth straight season that the Vols will play a game in an NFL stadium. Tennessee is 5-0 in those games.
- The game will be Tennessee's first inside the borders of the state of North Carolina since 1961.
- The Vols have won 12 straight games against non-conference opponents, including a season-opening neutral site win over Georgia Tech in 2017.

**ETSU BUCCANEERS**

**9-8 | KNOXVILLE**

**QUICK FACTS**

**Location:** Johnson City, Tenn.  
**Colors:** Navy Blue and Old Gold  
**Stadium:** William B. Greene, Jr. Stadium (7,694)  
**Conference:** Southern  
**Head Coach:** Randy Sanders (1st Season)  
**Career Record/at ETSU:** 0-0/0-0  
**Series:** First Meeting  
**At Knoxville:** None  
**Last Meeting:** None  
**2017 Overall Record:** 4-7  
**2017 Conf. Record/Finish:** 2-6/8th  
**2017 Bowl/Final Rank:** None

**MEDIA INFO**

**Media Contact:** Dr. Michael White  
**Phone:** (423) 439-4220  
**Email:** whitem@etsu.edu  
**Website:** etsubucs.com

**2018 SCHEDULE**

Sept. 1	Mars Hill
Sept. 8	at Tennessee
Sept. 15	at VMI
Sept. 22	Furman
Sept. 29	Chattanooga
Oct. 6	Gardner-Webb
Oct. 13	at The Citadel
Oct. 20	at Wofford
Oct. 27	Western Carolina
Nov. 3	at Mercer
Nov. 17	Samford

**GAME NOTES**

- UT and ETSU will meet for the first time.
- ETSU head coach Randy Sanders is entering his first season with the Buccaneers. Sanders played at Tennessee from 1984-1988 and coached with the Vols in some capacity from 1989-2005. Prior to being hired at ETSU, Sanders coached quarterbacks from 2013-2017, adding the co-offensive coordinator title in 2014. Sanders was on staff with Pruitt on the 2013 BCS National Champion Florida State team.
- ETSU resurrected its football program in 2015 after disbanding the program following the 2003 season.
- Phillip Fulmer assisted ETSU with bringing back its football program. Fulmer was hired by ETSU as a "special assistant to the athletic director" in 2013 and helped the Bucs relaunch the program two years later.
- Tennessee and ETSU's campuses are separated by just 106 miles.
- ETSU will be Tennessee's third in-state FCS opponent since 2014, joining UTC (2014) and Tennessee Tech (2016).

**UTEP MINERS**

**9-15 | KNOXVILLE**

**QUICK FACTS**

**Location:** El Paso, Tex.  
**Colors:** Blue and Orange  
**Stadium:** Sun Bowl Stadium (51,500)  
**Conference:** Conference USA (West)  
**Head Coach:** Dana Dimel (1st season)  
**Career Record/at UTEP:** 30-39/0-0  
**Series:** 2-0 UT  
**At Knoxville:** 2-0 UT  
**Last Meeting:** W, 56-0 (9/15/90)  
**2017 Overall Record:** 0-12  
**2017 Conf. Record/Finish:** 0-8/7th West  
**2017 Bowl/Final Rank:** None

**MEDIA INFO**

**Media Contact:** Denise Mata  
**Phone:** (915) 747-6653  
**Email:** mdmata@utep.edu  
**Website:** utepathletics.com

**2018 SCHEDULE**

Sept. 1	Northern Arizona
Sept. 8	at UNLV
Sept. 15	at Tennessee
Sept. 22	NM State
Sept. 29	at UTSA
Oct. 6	North Texas
Oct. 20	at Louisiana Tech
Oct. 27	UAB
Nov. 3	at Rice
Nov. 10	Middle Tennessee
Nov. 17	at Western Kentucky
Nov. 24	Southern Miss

**GAME NOTES**

- Tennessee and UTEP last met in 1990, a 56-0 win by the Vols.
- UTEP offensive coordinator/quarterbacks coach Mike Canales coached quarterbacks at UT in 2017.
- Tennessee quarterback Will McBride is the Vols' only player from the state of Texas (League City).
- First-year UTEP head coach Dana Dimel has faced Tennessee as a head coach once in his career. In 1999, Tennessee defeated Dimel's Wyoming Cowboys, 42-17.





## FLORIDA GATORS

9-22 | KNOXVILLE

### QUICK FACTS

**Location:** Gainesville, Fla.

**Colors:** Orange and Blue

**Stadium:** Ben Hill Griffin Stadium (88,548)

**Conference:** Southeastern (East)

**Head Coach:** Dan Mullen (1st season)

**Career Record/at UF:** 69-46/0-0

**Series:** 27-20 UF

**At Knoxville:** Tied 12-12

**Last Meeting:** L, 26-20 (9/16/17)

**2017 Overall Record:** 4-7

**2017 Conf. Record/Finish:** 3-5/5th East

**2017 Bowl/Final Rank:** None

### MEDIA INFO

**Media Contact:** Steve McClain

**Phone:** (352) 375-6115

**Email:** stevem@gators.ufl.edu

**Website:** florigators.com

### 2018 SCHEDULE

Sept. 1	Charleston Southern
Sept. 8	Kentucky
Sept. 15	Colorado State
Sept. 22	at Tennessee
Sept. 29	at Mississippi State
Oct. 6	LSU
Oct. 13	at Vanderbilt
Oct. 27	vs. Georgia (Jacksonville)
Nov. 3	Missouri
Nov. 10	South Carolina
Nov. 17	Idaho
Nov. 24	at Florida State

### GAME NOTES

- The last four meetings between the programs, dating back to 2014, have been decided by an average of 4.5 points.
- The Vols are seeking their second straight win in Knoxville over the Gators.
- In stints as a defensive coordinator at Florida State, Georgia and Alabama from 2013-2017, Tennessee head coach Jeremy Pruitt holds a record of 2-2 against Florida.
- Florida employs three assistant coaches who also had stints at Tennessee. Defensive line coach Sal Sunseri was Tennessee's defensive coordinator in 2012 and also coached with Pruitt at Alabama and Florida State. Florida tight end coach Larry Scott coached tight ends at UT in 2016 and added offensive coordinator responsibilities in 2017. Charlton Warren coaches the Gators' cornerbacks after serving as the Vols' defensive backs coach in 2017.



## GEORGIA BULLDOGS

9-29 | ATHENS, GA.

### QUICK FACTS

**Location:** Athens, Ga.

**Colors:** Red and Black

**Stadium:** Sanford Stadium (92,746)

**Conference:** Southeastern (East)

**Head Coach:** Kirby Smart (3rd season)

**Career Record/at UGA:** 21-7/21-7

**Series:** 23-22-2 UT

**At Athens:** Tied 11-11-1

**Last Meeting:** L, 41-0 (9/30/17)

**2017 Overall Record:** 13-2

**2017 Conf. Record/Finish:** 7-1/1st East

**2017 Bowl/Final Rank:** Rose Bowl - CFP Semifinal (W, 54-48 (2 OT) vs. Oklahoma); CFP National Championship (L, 26-23 (OT) vs. Alabama)/AP - 2, Coaches - 2

### MEDIA INFO

**Media Contact:** Claude Felton

**Phone:** (706) 542-1621

**Email:** cfelton@sports.uga.edu

**Website:** georgiadogs.com

### 2018 SCHEDULE

Sept. 1	Austin Peay
Sept. 8	at South Carolina
Sept. 15	Middle Tennessee
Sept. 22	at Missouri
Sept. 29	Tennessee
Oct. 6	Vanderbilt
Oct. 13	at LSU
Oct. 27	vs. Florida (Jacksonville)
Nov. 3	at Kentucky
Nov. 10	Auburn
Nov. 17	UMass
Nov. 24	Georgia Tech

### GAME NOTES

- Tennessee's last meeting with Georgia in Athens ended in dramatic fashion. On the final play of the game, Vols' wide receiver Jauan Jennings caught a 43-yard Hail Mary pass from quarterback Josh Dobbs to give Tennessee a 34-31 victory.
- Vols' co-defensive coordinator and inside linebackers coach Kevin Sherrer served as Georgia's outside linebackers coach from 2014-2017, while Tennessee head coach Jeremy Pruitt was Georgia's defensive coordinator from 2014-2015.
- The past three meetings in Athens between Tennessee and Georgia have all been decided by a touchdown or less, with the last two each being three point differentials.
- Tennessee will look to claim its second straight win in Athens for the first time since winning back-to-back trips in 2004 and 2006.



## AUBURN TIGERS

10-13 | AUBURN, ALA.

### QUICK FACTS

**Location:** Auburn, Ala.

**Colors:** Navy Blue and Orange

**Stadium:** Jordan-Hare Stadium (87,451)

**Conference:** Southeastern (West)

**Head Coach:** Gus Malzahn (6th Season)

**Career Record/at AU:** 54-25/45-22

**Series:** 21-28-3 AU

**At Auburn:** 2-7-1 AU

**Last Meeting:** L, 55-23 (11/9/13)

**2017 Overall Record:** 10-4

**2017 Conf. Record/Finish:** 7-1/1st West

**2017 Bowl/Final Rank:** Chick-Fil-A Peach Bowl (L, 34-27 vs. UCF)/AP - 10, Coaches - 12

### MEDIA INFO

**Media Contact:** Kirk Sampson

**Phone:** (334) 844-9800

**Email:** sampska@auburn.edu

**Website:** auburntigers.com

### 2018 SCHEDULE

Sept. 1	vs. Washington (Atlanta)
Sept. 8	Alabama State
Sept. 15	LSU
Sept. 22	Arkansas
Sept. 29	Southern Miss
Oct. 6	at Mississippi State
Oct. 13	Tennessee
Oct. 20	at Ole Miss
Nov. 3	Texas A&M
Nov. 10	at Georgia
Nov. 17	Liberty
Nov. 24	at Alabama

### GAME NOTES

- Tennessee will make its first trip to Auburn's Jordan-Hare Stadium since 2008, a game the Vols lost, 14-12.
- The Vols' last win at Auburn came during the 1998 national championship season, a 17-9 triumph.
- Tennessee head coach Jeremy Pruitt has faced Auburn once every season since 2013. In stints as a defensive coordinator at Florida State, Georgia and Alabama from 2013-2017, Pruitt posted a record of 4-1 against the Tigers, including a victory in the 2014 BCS National Championship Game.
- Tennessee special teams coordinator and safeties coach Charles Kelly played defensive back at Auburn from 1986-1989.
- Vols' defensive line coach Tracy Rucker played defensive line at Auburn from 1985-1988, and also served as the Tigers' defensive line coach from 2009-2010.



**ALABAMA**  
CRIMSON TIDE

10-20 | KNOXVILLE

**QUICK FACTS**

**Location:** Tuscaloosa, Ala.  
**Colors:** Crimson and White  
**Stadium:** Bryant-Denny Stadium (101,821)  
**Conference:** Southeastern (West)  
**Head Coach:** Nick Saban (12th season)  
**Career Record/at UA:** 223-62-1/132-20  
**Series:** 38-55-7 UA  
**At Knoxville:** 20-25-1 UA  
**Last Meeting:** L, 45-7 (10/21/17)  
**2017 Overall Record:** 13-1  
**2017 Conf. Record/Finish:** 7-1/2nd West  
**2017 Bowl/Final Rank:** Sugar Bowl - CFP Semifinal (W, 24-6 vs. Clemson), CFP National Championship (W, 26-23 (OT) vs. Georgia)/AP -1, Coaches - 1

**MEDIA INFO**

**Media Contact:** Josh Maxson  
**Phone:** (205) 348-3631  
**Email:** jmaxson@ia.ua.edu  
**Website:** rolltide.com

**2018 SCHEDULE**

Sept. 1	vs. Louisville (Orlando)
Sept. 8	Arkansas State
Sept. 15	at Ole Miss
Sept. 22	Texas A&M
Sept. 29	Louisiana
Oct. 6	at Arkansas
Oct. 13	Missouri
Oct. 20	at Tennessee
Nov. 3	at LSU
Nov. 10	Mississippi State
Nov. 17	The Citadel
Nov. 24	Auburn

**GAME NOTES**

- Tennessee and Alabama have played every year since 1928 with the exception of 1943.
- Tennessee head coach Jeremy Pruitt served as Alabama's defensive coordinator during the 2016 and 2017 seasons.
- Alabama has won 11 consecutive meetings and leads the all-time series 55-38-7.
- The Alabama series is the third-longest in Tennessee history (100 games).
- The Vols defeated Alabama seven straight times from 1995-2001 and is the only school to beat the Tide as many as seven consecutive times.
- Tennessee's last win over Alabama came in 2006, 16-13. Running back Arian Foster scored the game-winning touchdown in the fourth quarter to put the Vols up for the first time in the game.

**SOUTH CAROLINA**  
GAMECOCKS

10-27 | COLUMBIA, S.C.

**QUICK FACTS**

**Location:** Columbia, S.C.  
**Colors:** Garnet and Black  
**Stadium:** Williams-Brice Stadium (80,250)  
**Conference:** Southeastern (East)  
**Head Coach:** Will Muschamp (3rd Season)  
**Career Record/at USC:** 43-32/15-11  
**Series:** 25-9-2 UT  
**At Columbia:** 9-6-2 UT  
**Last Meeting:** L, 15-9 (10/14/17)  
**2017 Overall Record:** 9-4  
**2017 Conf. Record/Finish:** 5-3/2nd East  
**2017 Bowl/Final Rank:** Outback Bowl (W, 26-19 vs. Michigan)/None

**MEDIA INFO**

**Media Contact:** Steve Fink  
**Phone:** (803) 777-7987  
**Email:** finksc@mailbox.sc.edu  
**Website:** gamecocksonline.com

**2018 SCHEDULE**

Sept. 1	Coastal Carolina
Sept. 8	Georgia
Sept. 15	Marshall
Sept. 22	at Vanderbilt
Sept. 29	at Kentucky
Oct. 6	Missouri
Oct. 13	Texas A&M
Oct. 27	Tennessee
Nov. 3	at Ole Miss
Nov. 10	at Florida
Nov. 17	Chattanooga
Nov. 24	at Clemson

**GAME NOTES**

- Since 2012, each of the six meetings between the programs have been decided by one possession, with the average margin of victory being 3.3 points.
- On the final play of last season's game, Tennessee was stopped at the Gamecocks' 2-yard line as time expired.
- With last season's win over the Vols, South Carolina head coach Will Muschamp moved to 6-0 all-time against Tennessee, which includes his 4-0 mark while he was at Florida.
- Tennessee co-defensive coordinator and outside linebackers coach Chris Rumph played linebacker at South Carolina from 1991-1994.

**CHARLOTTE**  
49ERS

11-3 | KNOXVILLE

**QUICK FACTS**

**Location:** Charlotte, N.C.  
**Colors:** Green and White  
**Stadium:** Jerry Richardson Stadium (15,000)  
**Conference:** Conference USA (East)  
**Head Coach:** Brad Lambert (6th season)  
**Career Record/at Charlotte:** 17-41/17-41  
**Series:** First Meeting  
**At Knoxville:** None  
**Last Meeting:** None  
**2017 Overall Record:** 1-11  
**2017 Conf. Record/Finish:** 1-7/7th East  
**2017 Bowl/Final Rank:** None

**MEDIA INFO**

**Media Contact:** Tom Whitestone  
**Phone:** (704) 687-1022  
**Email:** tewhites@unc.edu  
**Website:** charlotte49ers.com

**2018 SCHEDULE**

Sept. 1	Fordham
Sept. 8	Appalachian State
Sept. 15	Old Dominion
Sept. 22	at UMass
Sept. 29	at UAB
Oct. 13	Western Kentucky
Oct. 20	at Middle Tennessee
Oct. 27	Southern Mississippi
Nov. 3	at Tennessee
Nov. 10	at Marshall
Nov. 17	Florida International
Nov. 24	at Florida Atlantic

**GAME NOTES**

- The matchup between the Vols and 49ers will be the first ever between the two schools.
- Tennessee has won seven straight November non-conference games, dating back to the 2008 season.
- Prior to the 2015 season, Charlotte made the transition to the FBS level after spending the 2013 and 2014 seasons as an FCS Independent.
- Tennessee and Charlotte are currently scheduled to meet again during the 2020 season.
- Tennessee has five players on its roster from the state of North Carolina: Joe Keeler, Elijah Medford, Marquill Osborne, Shy Tuttle and Matthew Butler.



## KENTUCKY WILDCATS

11-10 | KNOXVILLE

### QUICK FACTS

**Location:** Lexington, Ky.  
**Colors:** Blue and White  
**Stadium:** Kroger Field (61,000)  
**Conference:** Southeastern (East)  
**Head Coach:** Mark Stoops (6th Season)  
**Career Record/at UK:** 26-36/26-36  
**Series:** 79-25-9 UT  
**At Knoxville:** 42-10-6 UT  
**Last Meeting:** L, 29-26 (10/28/17)  
**2017 Overall Record:** 7-6  
**2017 Conf. Record/Finish:** 4-4/3rd East  
**2017 Bowl/Final Rank:** Music City Bowl (L, 24-23 vs. Northwestern)/None

### MEDIA INFO

**Media Contact:** Susan Lax  
**Phone:** (859) 257-3838  
**Email:** slax0@uky.edu  
**Website:** ukathletics.com

### 2018 SCHEDULE

Sept. 1	Central Michigan
Sept. 8	at Florida
Sept. 15	Murray State
Sept. 22	Mississippi State
Sept. 29	South Carolina
Oct. 6	at Texas A&M
Oct. 20	Vanderbilt
Oct. 27	at Missouri
Nov. 3	Georgia
Nov. 10	at Tennessee
Nov. 17	Middle Tennessee
Nov. 24	at Louisville

### GAME NOTES

- Tennessee is looking to claim its 17th straight win over Kentucky in Knoxville. The Wildcats haven't won in Neyland Stadium since 1984.
- The Vols have won 31 of the past 33 meetings with Kentucky.
- Tennessee has played Kentucky more than any other opponent. The 2018 matchup between the Vols and Wildcats will be the 114th since 1893.
- Tennessee's 79 wins against Kentucky are its most against any school.
- Last time the two schools met in Knoxville, the Vols posted 599 yards of total offense in a 49-36 win. Tennessee quarterback Josh Dobbs threw for 223 yards and ran for 147 more to tally five total touchdowns, while running back Alvin Kamara rushed for 128 yards and two touchdowns on just 10 carries.

## MISSOURI TIGERS

11-17 | KNOXVILLE

### QUICK FACTS

**Location:** Columbia, Mo.  
**Colors:** Old Gold and Black  
**Stadium:** Memorial Stadium (71,168)  
**Conference:** Southeastern (East)  
**Head Coach:** Barry Odom (3rd Season)  
**Career Record/at Mizzou:** 11-14/11-14  
**Series:** 4-2 MU  
**At Knoxville:** 2-1 MU  
**Last Meeting:** L, 50-17 (11/11/17)  
**2017 Overall Record:** 7-6  
**2017 Conf. Record/Finish:** 4-4/3rd East  
**2017 Bowl/Final Rank:** Texas Bowl (L, 33-16 vs. Texas)/None

### MEDIA INFO

**Media Contact:** Chad Moller  
**Phone:** (573) 882-0712  
**Email:** mollerc@missouri.edu  
**Website:** mutigers.com

### 2018 SCHEDULE

Sept. 1	UT Martin
Sept. 8	Wyoming
Sept. 15	at Purdue
Sept. 22	Georgia
Oct. 6	at South Carolina
Oct. 13	at Alabama
Oct. 20	Memphis
Oct. 27	Kentucky
Nov. 3	at Florida
Nov. 10	Vanderbilt
Nov. 17	at Tennessee
Nov. 24	Arkansas

### GAME NOTES

- Tennessee is seeking a second straight win in Knoxville over Missouri.
- The last meeting between the Tigers and the Vols in Knoxville produced a combined 1,349 yards of offense and 100 total points. Tennessee won, 63-37, behind 223 yards passing and 190 yards rushing from quarterback Josh Dobbs.
- The first-ever meeting between Tennessee and Missouri, contested in Knoxville in 2012, went four overtimes, tying for the third-longest game in Tennessee history. The Tigers prevailed, 51-48.

## VANDERBILT COMMODORES

11-24 | NASHVILLE, TENN.

### QUICK FACTS

**Location:** Nashville, Tenn.  
**Colors:** Black and Gold  
**Stadium:** Vanderbilt Stadium (40,350)  
**Conference:** Southeastern (East)  
**Head Coach:** Derek Mason (5th Season)  
**Career Record/at VU:** 18-31/18-31  
**Series:** 75-31-5 UT  
**At Nashville:** 37-19-4 UT  
**Last Meeting:** L, 42-24 (11/25/17)  
**2017 Overall Record:** 5-7  
**2017 Conf. Record/Finish:** 1-7/6th East  
**2017 Bowl/Final Rank:** None

### MEDIA INFO

**Media Contact:** Larry Leathers  
**Phone:** (615) 343-6437  
**Email:** larry.leathers@vanderbilt.edu  
**Website:** vucommODORES.com

### 2018 SCHEDULE

Sept. 1	Middle Tennessee
Sept. 8	Nevada
Sept. 15	at Notre Dame
Sept. 22	South Carolina
Sept. 29	Tennessee State
Oct. 6	at Georgia
Oct. 13	Florida
Oct. 20	at Kentucky
Oct. 27	at Arkansas
Nov. 10	at Missouri
Nov. 17	Ole Miss
Nov. 24	Tennessee

### GAME NOTES

- This season's game is the 112th all-time meeting between Tennessee and Vanderbilt. The 111 meetings dating back to 1892 are the second-most in any UT series, eclipsed only by 113 games vs. Kentucky since 1893.
- Tennessee is 32-3 in the last game of the regular season since 1982.
- Tennessee leads the all-time series 75-31-5, including a 37-19-4 record in Nashville.
- The Vols won 22 consecutive meetings from 1983-2004 (including three consecutive shutouts from 2001-2003).
- Tennessee has won 31 of its last 36 meetings with Vanderbilt.







**STAFF**





# JEREMY PRUITT

## TENNESSEE FOOTBALL HEAD COACH

- 5 x National Champion ('17, '13, '12, '11, '09)
- 44 NFL Draft Picks
- 13 First Round Picks
- 18 All-Americans
- 96-13 Record as an Assistant (.881 winning pct)
- 18 All-Conference First Team Selections
- Coached Nation's No. 1 Defense in '17, '16, '13
- Former Alabama, Georgia and Florida State DC
- 2 x Broyles Award Finalist
- His defenses have allowed only 14.7 ppg since 2013

Jeremy Pruitt was introduced as the 26th head coach in Tennessee football history on Dec. 7, 2017, taking the helm of the Volunteers after cementing himself as the nation's top defensive coordinator during stints at Alabama (2016-17), Georgia (2014-15) and Florida State (2013).

Pruitt comes to Rocky Top with five national championships to his credit, including the 2018 College Football Playoff National Championship victory he helped lead Alabama to a month after taking the UT job. He also was part of three national championships (2009, 2011, 2012) on the staff of the Crimson Tide from 2007 to 2012, and was the defensive coordinator during the Seminoles' undefeated national championship season in 2013. Pruitt was a standout high school coach before joining the Alabama staff as the Director of Player Development. He played collegiately for coaching legends Boots Donnelly, at Middle Tennessee State, and for Gene Stallings, at Alabama, after growing up in Rainsville, Ala., a town just 45 minutes south of Chattanooga.

Pruitt is a teacher at heart, spending time as a physical education instructor right out of college while serving as an assistant football coach for his father at Plainview and Fort Payne high schools. In his introductory press conference, Pruitt joked that he taught every kid in Fort Payne, Ala., how to tie their shoes from 2001-04.

Former players he recruited and coached swear by Pruitt years later, including NFL All-Pro cornerback Jalen Ramsey, Heisman Trophy winner Derrick Henry, Pro Bowl linebacker Telvin Smith and Redskins linebacker Ryan Anderson to name a few.

He owns a 96-13 (.881 winning percentage) record as a collegiate assistant coach and is a two-time Broyles Award finalist in addition to being named National Recruiter of the Year by 247Sports in 2012.

He has coached 44 NFL draft picks and 18 All-Americans. The list of players coached by Pruitt reads like a who's who of college football's top defensive players this decade and includes 2017 National Defensive Player of the Year Minkah Fitzpatrick, 2016 Butkus Award (nation's top LB) winner Reuben Foster, 2016 National Defensive Player of the Year Jonathan Allen, top 10 NFL draft picks Ramsey, Roquan Smith, Leonard Floyd, Mark Barron and Dee Milliner, and

### COACHING CAREER

Year	School	Position
1997	Alabama	Graduate Assistant
1998	Plainview HS	Defensive Backs
1999	West Alabama	Defensive Backs
2000	Plainview HS	Defensive Coordinator
2001-03	Fort Payne HS	Assistant Coach
2004	Hoover HS	Defensive Backs
2005-06	Hoover HS	Defensive Coordinator/DBs
2007-09	Alabama	Director of Player Development
2010-12	Alabama	Defensive Backs
2013	Florida State	Defensive Coordinator/DBs
2014-15	Georgia	Defensive Coordinator/DBs
2016-17	Alabama	Defensive Coordinator/ILBs
2018-pres.	Tennessee	Head Coach



The Pruitt family (left to right): Jeremy, Ridge, Jayse, Flynt and Casey.

current NFL stars Ha Ha Clinton-Dix, Dre Kirkpatrick, Lamarcus Joyner and Telvin Smith.

Pruitt served as the defensive coordinator/inside linebackers coach during his second stint with the Crimson Tide in 2016 and 2017, leading an Alabama team that topped the nation in scoring defense, total defense and rushing defense, while advancing to the College Football Playoff both seasons.

Pruitt's 2017 defense allowed only 11.9 points per game, 260.4 total yards per contest and 94.7 rushing yards. Six Crimson Tide defensive players earned





All-SEC honors in 2017, the most among any team in the conference, with defensive back Fitzpatrick and defensive lineman Raekwon Davis garnering first-team honors. Fitzpatrick collected consensus All-America honors for the second straight year in addition to the Jim Thorpe Award (nation's top defensive back) and Chuck Bednarik Award (nation's top defensive player) honors.

In his first season as Alabama's defensive coordinator, Pruitt led the most dominant defense in college football in 2016. The Tide led the nation in scoring defense (13.0 ppg), rushing defense (63.9 ypg) and total defense (261.8 ypg). The Tide also led the nation in defensive touchdowns with 11. Pruitt coached the aforementioned Foster to consensus first team All-America honors and the Butkus Award after finishing the season with 115 tackles, 13 tackles for loss and five sacks, while Allen earned unanimous first-team All-America honors and won the Chuck Bednarik Award (nation's top defensive player), the Vince Lombardi Award (nation's top lineman), the Ted Hendricks Award (nation's top defensive end), and the Bronko Nagurski Trophy (nation's top defensive player).

Prior to his return to Alabama, Pruitt was the defensive coordinator for two seasons at Georgia, guiding the nation's No. 1 pass defense in 2015 and leading a squad that finished in the top 20 nationally in scoring defense, pass defense and total defense in 2014.

The 2015 Bulldogs' defense ranked seventh nationally in total defense, allowing 305.9 yards per game, third in red zone defense (.676) and in first down defense (189), seventh in pass efficiency defense (104.99) and eighth in scoring defense (16.9 ppg).

Pruitt's 2014 Georgia defense ranked fifth nationally in passing yards allowed (170.4 ypg) and was fourth in the country in turnover margin (+1.23).

During his stint in Athens, Pruitt coached seven future NFL Draft picks and four all-conference selections.

Pruitt's first defensive coordinator job came at Florida State in 2013 where he also coached the defensive backs. The Seminoles led the nation in scoring defense (12.1 ppg), pass defense (156.6) and interceptions (26) en route to a 14-0 record and the BCS National Championship. In total, a staggering 11 players from FSU's 2013 defense were selected in the NFL Draft.

That Seminoles team also boasted nine players that received All-ACC postseason honors, led by Joyner, who was a first-team selection and became

## THE PRUITT FILE

**Born:** May 28, 1974

**Hometown:** Rainsville, Ala.

**Education:** West Alabama ('99)

**Playing Experience:** Middle Tennessee – DB (93-94), Alabama – DB (95-96)

**Wife:** Casey

**Children:** Sons: Jayse (22), Ridge (3) and Flynt (1)

### National Championships (5)

2017 – Alabama (Defensive Coordinator)

2013 – Florida State (Defensive Coordinator)

2012 – Alabama (Defensive Backs Coach)

2011 – Alabama (Defensive Backs Coach)

2009 – Alabama (Director of Player Development)

### NFL Draft Picks Coached (44 total, 13 First Rounders)

LB Roguan Smith (RD 1) – Georgia '18, Chicago Bears

DB Minkah Fitzpatrick (RD 1) – Alabama '18, Miami Dolphins

DT Da'Ron Payne (RD 1) – Alabama '18, Washington Redskins

LB Rashawn Evans (RD 1) – Alabama '18, Tennessee Titans

LB Lorenzo Carter (RD 3) – Georgia '18, New York Giants

DB Ronnie Harrison (RD 3) – Alabama '18 – Jacksonville Jaguars

DL Da'Shawn Hand (RD 4) – Alabama '18, Detroit Lions

DB Anthony Averett (RD 4) – Alabama '18, Baltimore Ravens

LB Shaun Dion Hamilton (RD 6) – Alabama '18, Washington Redskins

DT Joshua Frazier (RD 7) – Alabama '18 – Pittsburgh Steelers

DB Marlon Humphrey (RD 1) – Alabama '17, Baltimore Ravens

DE Johnathan Allen (RD 1) – Alabama '17 – Washington Redskins

LB Reuben Foster (RD 1) – Alabama '17 – San Francisco 49ers

LB Ryan Anderson (RD 2) – Alabama '17 – Washington Redskins

DT Dalvin Tomlinson (RD 2) – Alabama '17 – New York Giants

DE DeMarcus Walker (RD 2) Florida State '17 – Denver Broncos

LB Tim Williams (RD 3) – Alabama '17 – Baltimore Ravens

DB Eddie Jackson (RD 4) – Alabama '17 – Chicago Bears

CB Marquez White (RD 6) – Florida State '17 – Dallas Cowboys

CB Jalen Ramsey (RD 1) – Florida State '16 – Jacksonville Jaguars

LB Leonard Floyd (RD 1) – Georgia '16 – Chicago Bears

LB Reggie Ragland (RD 2) – Alabama '16 – Buffalo Bills

DT A'Shawn Robinson (RD 2) – Alabama '16 – Detroit Lions

DT Jarran Reed (RD 2) – Alabama '16 – Seattle Seahawks

CB Cyrus Jones (RD 2) – Alabama '16 – New England Patriots

LB Jordan Jenkins (RD 2) – Georgia '16 – New York Jets

DE Mario Edwards (RD 2) – Florida State '15 – Oakland Raiders

DT Eddie Goldman (RD 2) – Florida State '15 – Chicago Bears

CB Ronald Darby (RD 2) – Florida State '15 – Buffalo Bills

DB Landon Collins (RD 2) – Alabama '15 – New York Giants

CB P.J. Williams (RD 3) – Florida State '15 – New Orleans Saints

LB Ramik Wilson (RD 4) – Georgia '15 – Kansas City Chiefs

DB Damian Swann (RD 5) – Georgia '15 – New Orleans Saints

LB Amario Herrera (RD 6) – Georgia '15 – Indianapolis Colts

FS Ha Ha Clinton-Dix (RD 1) – Alabama '14 – Green Bay Packers

CB Lamarcus Joyner (RD 2) – Florida State '14 – Baltimore Ravens

FS Timmy Jernigan (RD 2) – Florida State '14 – Baltimore Ravens

FS Terrence Brooks (RD 3) – Florida State '14 – Baltimore Ravens

LB Telvin Smith (RD 5) – Florida State '14 – Jacksonville Jaguars

DB Vinnie Sunseri (RD 5) – Alabama '14 – New Orleans Saints

CB Dee Milliner (RD 1) – Alabama '13 – New York Jets

DB Mark Barron (RD 1) – Alabama '12 – Tampa Bay Buccaneers

CB Dre Kirkpatrick (RD 1) – Alabama '12 – Cincinnati Bengals

CB DeQuan Menzie (RD 5) – Alabama '12 – Kansas City Chiefs

### Conference Championships (4)

2016 SEC – Alabama (Defensive Coordinator)

2013 ACC – Florida State (Defensive Coordinator)

2012 SEC – Alabama (Defensive Backs Coach)

2009 SEC – Alabama (Director of Player Development)

### All-Americans Coached (18)

DB Minkah Fitzpatrick – Alabama '17 – Unanimous

DB Minkah Fitzpatrick – Alabama '16 – Consensus

LB Rashawn Evans – Alabama '17 – AFCA

DL Da'Ron Payne – Alabama '17 – AFCA

DE Jonathan Allen – Alabama '16 – Unanimous

LB Reuben Foster – Alabama '16 – Unanimous

DB Marlon Humphrey – Alabama '16 – FWAA

LB Lorenzo Carter – Georgia '15 – ESPN True Freshman

DB Lamarcus Joyner – Florida State '13 – Unanimous

DT Timmy Jernigan – Florida State '13 – ESPN, Athlon

DB Nate Andrews – Florida State '13 – Freshman

DB Terrence Brooks – Florida State '13 – CBS

DB Jalen Ramsey – Florida State '13 – Freshman

CB Dee Milliner – Alabama '12 – Unanimous

DB Mark Barron – Alabama '11 – Unanimous

DB Mark Barron – Alabama '10 – FWAA

CB Dre Kirkpatrick – Alabama '11 – FWAA, CBS, PFW

CB DeQuan Menzie – Alabama '11 – AFCA,

### National Award Winners Coached

DB Minkah Fitzpatrick – Alabama '17 – Jim Thorpe Award, Chuck Bednarik Award

LB Reuben Foster – Alabama '16 – Butkus Award

DE Johnathan Allen – Alabama '16 – Bronko Nagurski Trophy, Chuck Bednarik Award, Ted Hendricks Award, Lombardi Award





## "WHAT THEY ARE SAYING" ... ABOUT JEREMY PRUITT



### **JIMBO FISHER, TEXAS A&M HEAD COACH**

“Jeremy Pruitt is one of the top defensive minds in college football. He has a relentless drive to be great and he did a phenomenal job as our defensive coordinator when we won the national championship in 2013. He’s a tenacious recruiter with a remarkable ability to build long-lasting relationships with his players. He loves football and he loves mentoring young men. I believe Tennessee has made a great hire with their new head coach.”



### **NICK SABAN, ALABAMA HEAD COACH**

“Jeremy has done a tremendous job for our program, and we appreciate everything he has done to contribute to our success. What has made Jeremy a great coach and coordinator are the same characteristics that are going to make him an outstanding head coach. He is hard-working, dedicated and organized with exceptional knowledge of the game. He is an excellent recruiter who does a great job developing players and earning their respect. He will do a great job at Tennessee and we wish him the best.”



### **JALEN RAMSEY, JACKSONVILLE JAGUARS ALL-PRO CB & FORMER FLORIDA STATE ALL-AMERICA DB**

“Coach P was one of my favorite coaches because he had a good balance of work and play. When it was time to focus on football, we definitely focused on football but when it was time to have fun like on game days and maybe special holidays, we had fun as a family. Coach always made sure we were taken care of and made sure that we stayed on top of our game and our academics in the classroom. Coach helped bring a national championship to Florida State and I appreciate him for that. I was never a Tennessee Volunteer fan growing up and that’s a main reason I didn’t go there, but now I hope nothing but the best for their program and Coach Pruitt. Maybe I would have made a different decision back then.”



### **JONATHAN ALLEN, WASHINGTON REDSKINS DL & 2016 NATIONAL DEFENSIVE PLAYER OF THE YEAR**

“Coach Pruitt is definitely one of my favorite coaches I have ever had playing at Alabama. I definitely think he is a players’ coach. The guys at Tennessee are getting a great head coach who really cares about them. I mean, I know they’re excited. I’m not too excited to play against them every year, but I think it’s good. I think it was the best decision for him.”



### **RASHAAN EVANS, TENNESSEE TITANS LB**

“Jeremy Pruitt is a great coach...He’s very patient, and I think that’s what makes him such a great coach because he’s not just a coach, he’s a player-type guy. What I mean by that is he teaches you about life. He’s always implemented some type of thing that he’s been through in his life and tries to help guys that are going through things off the field because if something is not right off the field, it transitions on to the field, as well. You’ve got to make sure both sides are balanced.”



### **TELVIN SMITH, FLORIDA STATE ALL-AMERICAN & NFL PRO BOWL LB**

“Coach Pruitt is definitely a guy that is going to come in and bring energy and make guys want to play, not in the sense of him having to tell guys but just guys wanting to play for him. I think that’s one of his best qualities. He really brings out the best in each individual player and he knows how to talk to different types of players and relate to them. He especially did to me and we won a national championship with him. I believe in everything that he is doing and what he stands for. He’s just a great man on and off the field, but he’s definitely a great coach and a leader to be heading the program. I love you, Coach.”

just the seventh FSU defensive back to earn consensus All-America honors.

Defensive tackle Timmy Jernigan also garnered All-America honors from multiple outlets and joined Joyner on the All-ACC first team. Defensive backs Nate Andrews and Ramsey earned Freshman All-America status as well.

Pruitt served as the defensive backs coach at Alabama from 2010 to 2012, helping the Crimson Tide win back-to-back BCS National Championships in 2011 and 2012 with his secondary leading the way.

His 2012 Tide secondary was led by Milliner, a first team All-American and top-10 pick in the 2013 NFL Draft. Alabama ranked seventh nationally in pass efficiency defense while leading the nation in scoring and total defense en route to winning the SEC and national championships. Milliner led all defensive backs in tackles with 54 while recording two interceptions and breaking up 20 passes. Clinton-Dix, another future first-round pick, led the team with five interceptions while Vinnie Sunseri added 54 tackles and Robert Lester intercepted four passes.

The 2011 Alabama secondary was one of the best in the nation, boasting a pair of AFCA first team All-Americans in Barron, who was also a finalist for the Thorpe Award, and DeQuan Menzie. Kirkpatrick made it three first-team All-Americans in the secondary when he and Barron received that honor from the FWAA. Milliner also made significant contributions at corner and led the team with three interceptions in the season.

During Pruitt's first season as a full-time collegiate assistant coach, he shaped an inexperienced secondary into one of the best in the country. The young group came together quickly and helped Alabama lead the SEC in total defense, scoring defense and pass efficiency defense. The unit was anchored by Barron, who was named a first-team FWAA All-American. He led the Tide with 75 tackles in 12 games. Lester also had a significant



*Jeremy Pruitt's sons: Ridge (3), Jayse (22) and Flynt (1)*

impact at safety, earning second-team Walter Camp All-American honors and ranking second nationally with eight interceptions. At corner, Kirkpatrick was a second-team All-SEC pick, while Milliner was a Freshman All-American and Freshman All-SEC selection.

Pruitt joined the Alabama staff in 2007 as the Director of Player Development following a successful run as a high school coach at prep powerhouse Hoover High School and under his father, Dale Pruitt, at Fort Payne High School and Plainview High School.

Pruitt played collegiately at Middle Tennessee and Alabama, serving as a two-year starter at safety for the Blue Raiders, before transferring to Alabama and playing in 16 games as a reserve defensive back for Stallings. He was a member of the 1996 SEC Western Division Championship team that won the Outback Bowl.

He got his first taste of coaching as a student assistant at Alabama in 1997 before entering the high school coaching ranks. He also coached defensive backs at West Alabama for a season in 1999 when he earned his bachelor's degree.

Pruitt and his wife Casey have three sons, Jayse (22), Ridge (3) and Flynt (1).







# TYSON HELTON

## OFFENSIVE COORDINATOR / QUARTERBACKS

FIRST SEASON AT TENNESSEE  
HOUSTON '99

Tyson Helton joins the Tennessee staff after an impressive two years as the quarterbacks coach and passing game coordinator at Southern California, where he developed Sam Darnold into an All-Pac-12 First Team quarterback and the No. 3 overall pick in the 2018 NFL Draft.

Helton helped lead the Trojans to victory in the 2016 Rose Bowl and a berth in the 2017 Cotton Bowl. Helton is the brother of Trojans' head coach Clay Helton. He was named FootballScoop Quarterbacks Coach of the Year in 2016 at USC and helped lead the Trojans to a Pac-12 Conference Championship in 2017.

Before joining the Trojans' staff, Helton led one of the most prolific offenses in college football as the offensive coordinator and quarterbacks coach at Western Kentucky for two seasons (2014-15). WKU won a Conference USA Championship in 2015 and broke more than two dozen school offensive records under Helton, including the points scored record in each of his two years.

### SOUTHERN CALIFORNIA (2016-17)

Helton served as the quarterbacks coach and passing game coordinator at the University of Southern California over the last two seasons.

Helton directed a 2017 Trojan passing attack that ranked 19th in the nation with 294.6 yards per game. Darnold, a redshirt sophomore quarterback, was named to the All-Pac 12 First Team as his 3,787 passing yards led the conference and ranked seventh in the nation. His 26 touchdown passes were tied for 16th nationally.

Helton was named FootballScoop Quarterbacks Coach of the Year in 2016 as the Trojans ranked ninth nationally in completion percentage (65.7) and 25th in both passing efficiency (149.6) and pass offense (276.4). Under Helton's wing in 2016, Darnold won the Archie Griffin Award, was a Manning Award finalist, was the Pac-12 Freshman Offensive Player of the Year and was the Rose Bowl MVP while completing 67.2 percent of his passes and throwing 31 TDs.

### WESTERN KENTUCKY (2014-15)

Before coming to USC, he spent the previous two years (2014-15) as the offensive coordinator and quarterbacks coach at Western Kentucky.

The Hilltopper offense was in the national Top 10 in 2015 in passing efficiency (first at 177.4), scoring (third at 44.3), passing (fourth at 372.2), first downs (eighth at 349) and total yards (ninth at 526.4). The Conference USA champions went 12-2 in 2015 (tying a school wins record) and were ranked 24th by the AP after posting a victory in the Miami Beach Bowl.

In 2014, WKU became the first NCAA program with a 4,500-yard passer and 1,500-yard rusher while winning the Bahamas Bowl to finish 8-4. That season, the Hilltoppers were second nationally in passing (374.3), fourth in total offense (534.6) and sixth in scoring offense (44.4) and first downs (351).

## THE HELTON FILE

**Born:** June 20, 1977

**Hometown:** Sugar Land, Texas

**Education:** Bachelor's in Business (Houston '99)

**Playing Experience:** Houston - QB (1996-99)

**Wife:** April

**Children:** Shelby Grace, Presley, Cole, Clay

### NFL Draft Picks Coached

QB Sam Darnold (RD 1) - USC '18 - New York Jets

QB Mike White (RD 5) - WKU '18 - Dallas Cowboys

G Forrest Lamp (RD 2) - WKU '17 - Los Angeles Chargers

WR Juju Smith-Schuster (RD 2) - USC '17 - Pittsburgh Steelers

WR Taywan Taylor (RD 3) - WKU '17 - Tennessee Titans

TE Tyler Higbee (RD 4) - WKU '16 - Los Angeles Rams

QB Brandon Doughty (RD 7) - WKU '16 - Miami Dolphins

QB/WR Joe Webb (RD 6) - UAB '10 - Minnesota Vikings

K Stephen Gostkowski (RD 4) - Memphis '06 - New England Patriots

### Conference Championships

2017 Pac-12 - USC (Quarterbacks/Passing Game Coord.)

2015 Conference USA - WKU (Offensive Coord./Quarterbacks)

### All-Americans Coached

QB Sam Darnold - USC '16

- FWAA Freshman, Campus Insiders Freshman

CB/WR/RET Adoree' Jackson - USC '16 - Unanimous

QB Brandon Doughty - WKU '15

- Athlon Sports, Pro Football Focus, SI

WR Taywan Taylor - WKU '15

- Phil Steele, Pro Football Focus

OL Forrest Lamp - WKU '15 - Pro Football Focus

TE Tyler Higbee - WKU '15 - Pro Football Focus

OL Brandon Ray - WKU '14 - FWAA Freshman

K/P Matt Reagan - Memphis '06

- Sporting News Freshman, CFB News Freshman

K Stephen Gostkowski - Memphis '04 & '05

- Sports Illustrated, Street & Smith's, Athlon Sports, College Football News

### National Award Winners Coached

QB Sam Darnold - USC '16 - Archie Griffin Award





Helton was among four finalists for the 2015 FootballScoop.com Offensive Coordinator of the Year Award. He coached quarterback Brandon Doughty to back-to-back Conference USA MVP honors as he threw 97 touchdown passes in 2014 and 2015 (the most in NCAA history in consecutive seasons). Doughty led the nation in 2015 in completion percentage (71.9 percent), passing TDs (48), passing yards (5,055) and points responsible for (304), while ranking second in passing efficiency (176.5). That came off a 2014 campaign in which he threw for national bests of 4,830 yards and 49 TDs while winning the Sammy Baugh Award from the Touchdown Club of Columbus as the nation's top quarterback.

Hilltopper wide receiver Taywan Taylor ranked second in the nation in 2015 in receiving TDs (17) and was third in receiving yards (1,467), both school season records as was his 86 receptions. Fellow receiver Jared Dangerfield had 82 catches in 2015, second most in school history.

#### CINCINNATI (2013)

Helton spent 2013 as Cincinnati's special teams coordinator and tight ends coach. Cincinnati set a school record for total offense (6,137 yards) as Helton coached tight end Blake Annen and kick returner Ralph David Abernathy IV, who later played for Tennessee in 2015, to All-American Athletic Conference first team honors.

#### UAB (2007-12)

Helton spent six seasons (2007-12) at UAB, the first five years as the quarterbacks coach before serving as the running backs coach and recruiting coordinator in 2012.

Under Helton's guidance, Joe Webb developed into one of the most prolific quarterbacks in NCAA history. In 2009, when he finished sixth nationally in total offense and ninth in passing efficiency, Webb became the first player in NCAA history to pass for 2,000 yards and rush for 1,000 yards in consecutive seasons.

The 2009 and 2010 Blazer offenses produced the two highest total offense yardage seasons in UAB history, both topping 5,000 yards. In 2012, running back Darrin Reaves was an All-Conference USA first teamer as he ran for 1,037 yards and a school-record 13 scores.

#### MEMPHIS (2004-06)

Helton coached tight ends and special teams at Memphis for three years (2004-06). Tigers' kicker Stephen Gostkowski, who established the school career scoring record, was Conference USA's Special Teams Player of the Year in 2005 before heading to the NFL.

#### HAWAII (2000-03)

Helton began his coaching career at Hawaii for four years (2000-03), the first year as a graduate assistant working with the special teams and the final three seasons as the special teams coordinator. In 2001, his first as a full-time coach, the Warriors led the nation in kickoff return yardage and broke the NCAA record for season kickoff return average. Return specialist Chad Owens set NCAA records for most combined return yardage and most kickoff return yardage in a game and tied an NCAA record with two scoring kick returns in a game.

#### BACKGROUND

Helton played quarterback at Houston (1996-99), where he earned a bachelor's degree in business in 1999, after starring at Clements High in Sugar Land (Texas). His father, Kim, was the head coach of the Cougars during Tyson's tenure.

Helton and his wife, April, have two daughters, Shelby Grace and Presley and twin boys, Cole and Clay. Besides being Houston's head coach (1993-99), his father was an assistant in college (Florida, Miami and UAB), the NFL (Tampa Bay Buccaneers, Houston Oilers, Los Angeles Raiders, Washington Redskins) and the CFL (Toronto Argonauts).





# KEVIN SHERRER

**DEFENSIVE COORDINATOR / INSIDE LINEBACKERS**

FIRST SEASON AT TENNESSEE  
ALABAMA '96

Kevin Sherrer joins head coach Jeremy Pruitt's staff on Rocky Top after spending the last four seasons as the outside linebackers coach at Georgia, where he helped lead the Bulldogs to the SEC Championship and College Football Playoff National Championship game last fall. Prior to his time in Athens, Sherrer was the defensive coordinator/defensive backs coach at South Alabama in 2013 and served as the director of player development at Alabama from 2010-2012. Sherrer was a three-year letterwinner at tight end at Alabama from 1993-95 and was an accomplished high school assistant coach in the state, including replacing Pruitt as defensive coordinator at prep powerhouse Hoover High School.

## GEORGIA (2014-17)

Sherrer worked at Georgia from 2014-17, serving as the program's outside linebackers coach. During his time in Athens, Sherrer coached under Mark Richt for two seasons and Kirby Smart for the past two years, helping lead the Bulldogs to an SEC Championship and a spot in the National Championship Game during the 2017 season.

UGA's defensive unit in 2017 was one of the best in the country, ranking in the top 12 nationally during the regular season in scoring defense (T-3rd), total defense (4th), rushing defense (12th) and passing defense (2nd).

Senior outside linebacker Lorenzo Carter was a key player on the Dawgs defense, earning second-team All-SEC honors. Carter was third on the team in tackles (61), fourth in sacks (4.5) and



## THE SHERRER FILE

**Born:** March 19, 1973

**Hometown:** Oneonta, Ala.

**Education:** Bachelor's in Physical Education (Alabama '96) / Master's in Higher Education Administration (Alabama '00)

**Playing Experience:** Alabama - TE (1993-95)

**Wife:** Carrie

**Children:** Kaleb, Kyle

### NFL Draft Picks Coached

LB Lorenzo Carter (RD 3) - Georgia '18 - New York Giants

LB Leonard Floyd (RD 1) - Georgia '16 - Chicago Bears

LB Jordan Jenkins (RD 3) - Georgia '16 - New York Jets

### National Championships

2012 - Alabama (Director of Player Development)

2011 - Alabama (Director of Player Development)

### Conference Championships

2017 SEC - Georgia (Outside Linebackers Coach)

2012 SEC - Alabama (Director of Player Development)

1999 SEC - Alabama (Graduate Assistant)

### All-Americans Coached

LB Lorenzo Carter - Georgia '14 - Sporting News Freshman

led for third in tackles for loss (7.5), while leading the Bulldogs with three forced fumbles and three fumble recoveries.

The Bulldogs finished in the top 20 in total defense during all four of Sherrer's seasons and finished the season ranked in the top 16 in scoring defense three times. Sherrer coached under current Tennessee head coach Jeremy Pruitt during the 2014 and 2015 seasons, with Pruitt serving as the team's defensive coordinator.

While in Athens, Sherrer coached three linebackers that were selected in the NFL Draft in Lorenzo Carter (2018), Leonard Floyd (2016) and Jordan Jenkins (2016). He also helped coach inside linebacker NFL picks Roquan Smith (2018), Ramik Wilson (2015) and Amarlo Herrera (2015). Sherrer has coached five players who have received All-SEC honors and two All-Americans, as Carter earned Freshman All-America honors in 2014 and Smith received consensus All-America honors in 2017.

## SOUTH ALABAMA (2013)

Before moving on to Georgia, Sherrer spent one season as defensive coordinator/defensive backs coach at South Alabama in 2013. Under Sherrer's guidance, the Jaguars ranked third in the nation with 3.17 sacks per game and 17th with 7.25 TFLs per game. USA finished among the league leaders in a handful of defensive categories. They ranked

second in the conference in scoring defense (25.2 ppg), total defense (384.2 ypg) and passing defense (224.6 ypg), while finishing third in the conference in rushing defense (159.7 ypg).

South Alabama had three defensive players earn All-Sun Belt honors on defense in defensive linemen Romelle Jones and Alex Page, as well as linebacker Enrique Williams.

### ALABAMA (2010-12)

Sherrer's first full-time job in college football was as the director of player development for Alabama from 2010-12. Sherrer's responsibilities included assisting Crimson Tide student-athletes with academics, community outreach and their personal lives. During his tenure, Bama posted a 35-5 overall record while winning back-to-back BCS national titles in 2011 and 2012. In his first season with the program, Alabama ended the year 10-3 following a 49-7 victory over Michigan State in the Capital One Bowl.

### PRE-COLLEGE COACHING CAREER

Prior to joining the college coaching ranks, Sherrer was an accomplished high school assistant coach at Alabama high school powerhouse Hoover (2005-09), Spain Park (2001-04) and Tuscaloosa County (1996-97). Sherrer worked with Pruitt at Hoover High School in 2005 and 2006 and took over as defensive coordinator for the Bucs when Pruitt left to take the director of player development job at Alabama. In Sherrer's first season on the staff at Hoover, the Bucs claimed the state 6A championship, a feat they would repeat in 2009. While Sherrer was on the staff, the Buccaneers posted a 61-12 overall record.

Sherrer was also the defensive backs coach at Spain Park High School from 2001-04, where

he helped the Jaguars win 16 games his last two seasons after going 3-7 in the school's first-ever year competing in football. Spain Park finished 7-4 the following fall after qualifying for the state 6A playoffs, and in 2004 the Jaguars advanced to the quarterfinals en route to a 9-4 overall mark.

He got his start in the coaching ranks as an assistant at Tuscaloosa County High during the 1996 and 1997 seasons. Sherrer helped lead the Wildcats to the state 6A championship in his second year on the staff.

Between his time at Tuscaloosa County and Spain Park, Sherrer spent three years as a graduate assistant at Alabama on head coach Mike DuBose's staff from 1998-2000, assisting on defense while also helping to coordinate scout teams, video breakdown and on-campus recruiting. The Tide won the 1999 SEC title and played in the Orange Bowl that season.

### BACKGROUND

Sherrer was a three-year letterwinner as a tight end at Alabama from 1993-95, helping the Crimson Tide to a 29-7-1 overall record and two SEC West Division titles in that span. He earned his degree in physical education from Alabama in 1996 and he earned his master's degree in higher education administration from the school in 2000. Sherrer and his wife Carrie have twin sons, Kaleb and Kyle.







# CHRIS RUMPH

**CO-DEFENSIVE COORDINATOR / OUTSIDE LINEBACKERS**

FIRST SEASON AT TENNESSEE  
SOUTH CAROLINA '94

Chris Rumph, a four-year letterwinner at linebacker at South Carolina in the early 1990s, comes to Tennessee after spending the last three years as the defensive line coach at Florida, serving as co-defensive coordinator in 2017. He has 15 years of experience as a defensive assistant at the FBS level, including stops at Texas, where he coached NFL first-round pick Malcom Brown, and Alabama, where he won back-to-back BCS National Championships as the defensive line coach from 2011 to 2013. Rumph also has coached at Clemson, Memphis and South Carolina State.

## FLORIDA (2015-17)

Rumph joined the Gators' staff as a defensive line coach in 2015 and was promoted to co-defensive coordinator prior to the 2017 season. He served as the Gators full-time defensive coordinator for the final four games of the season after Randy Shannon was promoted to interim head coach. During his tenure in Gainesville, UF produced a bevy of talent along the defensive line, including five NFL Draft picks in Taven Bryan (2018), Caleb Brantley (2017), Joey Ivie (2017), Alex McCalister (2016) and Jonathan Bullard (2016).

Bryan became the third Rumph defensive line product to be drafted in the first round in 2018 after a season where he captured All-SEC Second Team honors and totaled 40 tackles, six FTLs and four sacks for the Gators.

Brantley garnered All-SEC second-team honors in 2016 while Bullard was named a semifinalist for the Chuck Bednarik Award and was a unanimous All-SEC first-team selection in 2015. Bullard was also named a first-team All-American by CBSsports.com and Pro Football Focus before being selected in the third round of the 2016 NFL Draft by the Cleveland Browns. Rumph also coached defensive tackle Bryan Cox Jr., who signed as a free agent with the Carolina Panthers before this season.

Under Rumph's direction in 2016, Florida ranked fifth in the SEC in rushing defense (144.5 ypg) and finished fourth in the conference with 31 sacks. The Gators owned four of the 20 lowest-allowed rushing totals by SEC teams throughout the 2016 season (North Texas, -13 net rushing yards; Georgia, 21; South Carolina, 43; and UMass, 46).

In 2015, the Gators were one of the nation's best at getting to the quarterback, registering 40 sacks, which ranked fifth nationally and tied for the sixth highest total in program history. Florida also featured a stout rush defense that ranked 25th in the country, giving up just 128.1 yards per game on the ground. The Gators held their opponents to only 3.53 yards per carry, which ranked tied for 17th among FBS programs.



## THE RUMPH FILE

**Born:** December 21, 1971

**Hometown:** St. Matthews, S.C.

**Education:** Bachelor's Degree (South Carolina '94)

**Playing Experience:** South Carolina - LB (1991-94)

**Wife:** Kila

**Children:** Christopher, Elijah

### NFL Draft Picks Coached

*DT Taven Bryan (RD 1) - Florida '18 - Jacksonville Jaguars*  
*DL Caleb Brantley (RD 6) - Florida '17 - Cleveland Browns*  
*DL Jon Bullard (RD 3) - Florida '16 - Chicago Bears*  
*DT Hassan Ridgeway (RD 4) - Texas '16 - Indianapolis Colts*  
*DE Alex McCalister (RD 7) - Florida '16 - Philadelphia Eagles*  
*DT Malcom Brown (RD 1) - Texas '15 - New England Patriots*  
*DE Ed Stinson (RD 5) - Alabama '14 - Arizona Cardinals*  
*DE Jeffrey Pagan (RD 6) - Alabama '14 - Houston Texans*  
*DE Malliciah Goodman (RD 4) - Clemson '13 - Atlanta Falcons*  
*DT Jesse Williams (RD 5) - Alabama '13 - Seattle Seahawks*  
*DE Quinton Dial (RD 5) - Alabama '13 - San Francisco 49ers*  
*DE Andre Branch (RD 2) - Clemson '12 - Jacksonville Jaguars*  
*DT Brandon Thompson (RD 3) - Clemson '12 - Cincinnati Bengals*  
*DT Josh Chapman (RD 5) - Alabama '12 - Indianapolis Colts*  
*DE Jarvis Jenkins (RD 2) - Clemson '11 - Washington Redskins*  
*DE Da'Quan Bowers (RD 2) - Clemson '11 - Tampa Bay Buccaneers*  
*DE Ricky Sapp (RD 5) - Clemson '10 - Philadelphia Eagles*  
*DT Darell Scott (RD 4) - Clemson '09 - St. Louis Rams*  
*DE Phillip Merling (RD 2) - Clemson '08 - Miami Dolphins*  
*DE Gaines Adams (RD 1) - Clemson '07 - Tampa Bay Buccaneers*

### National Championships

*2011 - Alabama (Defensive Line)*  
*2012 - Alabama (Defensive Line)*

### Conference Championships

*2012 SEC - Alabama (Defensive Line Coach)*

### All-Americans Coached

*DT Jon Bullard - Florida '15*  
*- CBS Sports, Pro Football Focus, Sporting News, SI*  
*DT Malcom Brown - Texas '14 - Consensus*  
*DE Da'Quan Bowers - Clemson '10 - Unanimous*  
*DE Gaines Adams - Clemson '06 - Unanimous*

### National Award Winners Coached

*DE Da'Quan Bowers - Clemson '10*  
*- Bronko Nagurski Award, Ted Hendricks Award*

## TEXAS (2014)

Before heading to Florida, Rumph spent one season at Texas as the program's assistant head coach for defense/defensive line coach. Under Rumph's mentorship, the Longhorns had one of the nation's top defensive lines and ranked 12th in the country with 40 sacks. Texas finished the season ranked 26th in the FBS in total defense (348.5 ypg).

The Longhorn's 2014 defense was led by defensive tackle Malcom Brown, who was a consensus All-American and a finalist for the Nagurski and Outland Trophies. Brown was selected in the first round of the 2015 NFL Draft by the New England Patriots. Fellow defensive tackle Hassan Ridgeway also had a big season for the Longhorns, ranking second on the team with six sacks - which also ranked second among defensive tackles in the Big 12 - and 11 tackles for loss. Ridgeway was a fourth-round pick by the Indianapolis Colts in the 2016 NFL Draft.





### ALABAMA (2011-13)

Rumph spent three seasons as defensive line coach for Nick Saban at Alabama from 2011-13 and was part of the Crimson Tide's back-to-back BCS national championship teams in 2011 and 2012. During his time in Tuscaloosa, Rumph also coached with current Vols head man Jeremy Pruitt for two seasons (2011 and 2012).

Alabama ranked fifth nationally in total defense (286.5 yards per game) in 2013 and seventh in rush defense (106.2 yards per game). Defensive end Ed Stinson earned All-SEC second-team accolades for the Tide.

The Crimson Tide featured the country's top-ranked scoring, total and rushing defense in 2012, allowing just 10.9 points per game, 250.0 yards per game and 76.4 yards rushing per game. Alabama's stifling defense saved its best performance for last as the Tide shut out top-ranked LSU in the national title game by a score of 21-0. Bama surrendered just five first downs and allowed LSU to cross the 50-yard line just once the entire game.

Alabama's 2011 defense was one of the most dominant in the history of college football. The Crimson Tide allowed just 8.2 points per game and gave up 183.6 total yards per contest, the fewest by an FBS team in records dating to 1996. UA also led the country in passing defense (111.5 ypg) and rushing defense (72.2 ypg).

The 2011 team featured five players along the defensive line that would end up being drafted by NFL teams: NT Josh Chapman, DE Quinton Dial, DT Jesse Williams, DE Jeffrey Pagan and DE Ed Stinson. Chapman earned All-SEC second-team honors that season. In total, Rumph coached five NFL Draft picks on the defensive line during his three-year stint with the Crimson Tide.

### CLEMSON (2006-10)

Rumph was hired as Clemson's defensive line coach in 2006, serving in the role until 2009 when he focused solely on the Tigers' defensive ends. The Tigers ranked among the top 25 nationally in scoring defense and total defense during each of Rumph's five seasons at Clemson.

In 2010, Rumph coached unanimous All-American defensive end Da'Quan Bowers, who led the nation in sacks (15.5) and was tied for first in tackles-for-loss (26.0). He won both the Nagurski Trophy as the nation's top defensive player, and the Hendricks Award as the nation's top defensive end, and was a second-round pick in the 2011 NFL Draft by Tampa Bay.

In Rumph's first year with the Tigers, he worked with defensive end Gaines Adams, who was the fourth overall selection in the 2007 draft by Tampa Bay after receiving unanimous All-America honors as a senior. Adams tallied 12.5 sacks to rank fourth in the nation.

In his five-year career at Clemson, Rumph coached nine NFL draft picks and four All-ACC selections.

### MEMPHIS (2003-05)

Rumph served as the outside linebackers coach at Memphis from 2003-05, helping lead the Tigers to three consecutive bowl games, including a pair of bowl victories in 2003 and 2005. Memphis won 24 games during his three seasons on staff.

The Memphis defense ranked 23rd in the nation in turnover margin in 2005 when the Tigers posted a 7-5 record. The defensive unit allowed just 125.6 yards per game on the ground, first in Conference USA and 27th in the nation. Two of Rumph's players, Tim Goodwell and Carlton Baker, were the top two tacklers on the defense. Goodwell led the team in tackles with 102 and Baker had 88, including a team best five sacks.

In 2004, Goodwell and fellow linebackers Carlton Baker and Quinton McCrary were three of the top four tacklers on the team, accounting for 284 of the team's total tackles. Rumph's linebackers also logged 10 of the team's 23 sacks in 2004 as Memphis started the year 5-1 and was ranked in the top 25 of the Associated Press poll, the first top 25 ranking in the history of the program.

During Rumph's first year at Memphis in 2003, the Tigers finished the year ranked ninth in the nation in total defense, while linebacker Coot Terry was named to the All-Conference USA team.

### SOUTH CAROLINA STATE (2002)

Rumph served as South Carolina State's defensive backs coach in 2002 after a five-year stint as head coach at Calhoun County High School.

### PRE-COLLEGE COACHING CAREER

Rumph was a successful head coach at Calhoun County High School in his hometown of St. Matthews, S.C., from 1997-2001. Rumph also worked as a graduate assistant coach at the University of South Carolina in the spring of 1997 prior to being named the head coach at Calhoun Country High.

### BACKGROUND

Rumph was a four-year letterwinner at the University of South Carolina, where he starred as a linebacker for the Gamecocks under head coaches Sparky Woods and Brad Scott, totaling 141 career tackles. Rumph helped lead USC to its first bowl victory in the 1995 Carquest Bowl. He earned his Bachelor's degree from South Carolina in 1994. He and his wife Kila are the proud parents of two sons, Christopher and Elijah.





# CHARLES KELLY

## SPECIAL TEAMS COORDINATOR / SAFETIES

FIRST SEASON AT TENNESSEE  
AUBURN '90

Charles Kelly joins Tennessee following five seasons at Florida State, including four as the Seminoles' defensive coordinator. Kelly teamed with head coach Jeremy Pruitt at FSU in 2013, serving as the linebackers coach and special teams coordinator during the Seminoles' undefeated national championship season. Kelly replaced Pruitt as defensive coordinator at Florida State in 2014 and helped lead the Noles to the College Football Playoff. Kelly coached 12 NFL Draft picks at Florida State, including nine players selected in the first three rounds.

He also spent seven years as an assistant coach at Georgia Tech, serving as interim defensive coordinator in 2012 and coaching the defensive backs and special teams during his tenure.

Overall, Kelly has coached 16 All-Americans and won four conference championships, including three ACC titles, in his career. As a special teams coordinator, he has coached a Ray Guy Award winner and a Lou Groza Award winner.

### FLORIDA STATE (2013-17)

Kelly served as the defensive coordinator and defensive backs coach at Florida State from 2014 to 2017 after helping lead the Seminoles to the 2013 BCS National Championship as the linebackers coach and special teams coordinator as a part of Jeremy Pruitt's defensive staff.

Kelly's defenses ranked in the nation's Top 25 the last three years, including No. 18 in 2017, after allowing only 331.1 total yards per game.

The Seminoles led the nation in sacks in 2016 (3.92 per game) behind 16 sacks from defensive end DeMarcus Walker. FSU finished No. 22 in the nation in total defense (349.1) in 2016.

In 2015, Kelly led a defense that ranked ninth in the nation in scoring defense (17.8 points per game) and No. 19 in total defense (336.9).

Kelly's defense in 2014 led Florida State to the first-ever College Football Playoff and helped continue a program-record 29-game win streak.

Kelly coached 10 NFL Draft picks as the Florida State defensive coordinator, including Jacksonville Jaguars All-Pro cornerback and 2016 No. 5 overall selection Jalen Ramsey, 2018 first-round pick Derwin James and 2017 second-round selection defensive end DeMarcus Walker. Kelly also coached top-three round selections defensive end Mario Edwards, Jr., cornerback Ronald Darby, cornerback P.J. Williams and defensive tackle Eddie Goldman.



## THE KELLY FILE

**Born:** Sept. 8, 1967

**Hometown:** Ozark, Ala.

**Education:** Bachelor's in Secondary Math Education (Auburn '90) / Master's in Education (Troy '02)

**Playing Experience:** Auburn - DB (1986-89)

**Wife:** Kristy

**Children:** Caroline, Kathleen, Charli Grace

### NFL Draft Picks Coached

DB Derwin James (RD 1) - Florida State '18 - San Diego Chargers  
DT Derrick Nnadi (RD 3) - Florida State '18 - Kansas City Chiefs  
DE Josh Sweat (RD 4) - Florida State '18 - Philadelphia Eagles  
DE DeMarcus Walker (RD 2) - Florida State '17 - Denver Broncos  
CB Marquez White (RD 6) - Florida State '17 - Dallas Cowboys  
CB Jalen Ramsey (RD 1) - Florida State '16 - Jacksonville Jaguars  
K Robert Aguayo (RD 2) - Florida State '16 - Tampa Bay Buccaneers  
DE Mario Edwards (RD 2) - Florida State '15 - Oakland Raiders  
DT Eddie Goldman (RD 2) - Florida State '15 - Chicago Bears  
CB Ronald Darby (RD 2) - Florida State '15 - Buffalo Bills  
CB P.J. Williams (RD 3) - Florida State '15 - New Orleans Saints  
LB Telvin Smith (RD 5) - Florida State '14 - Jacksonville Jaguars  
DB Jermea Thomas (RD 6) - Georgia Tech '14 - New England Patriots  
S Morgan Burnett (RD 3) - Georgia Tech '10 - Green Bay Packers  
P Durant Brooks (RD 6) - Georgia Tech '08 - Washington Redskins  
CB Chris Thompson (RD 5) - Nicholls State '04 - Jacksonville Jaguars

### National Championships

2013 FSU (Special Teams Coordinator/Linebackers Coach)

### Conference Championships

2014 ACC - FSU (Defensive Coordinator/Defensive Backs Coach)  
2013 ACC - FSU (Special Teams Coordinator/Linebackers Coach)  
2009 ACC - Georgia Tech (Special Teams Coordinator/DBs)  
2005 Southland - Nicholls State (Defensive Coordinator/DBs)

### All-Americans Coached

DB Tarvarus McFadden - Florida State '16 - FWAA  
DE Brian Burns - Florida State '16 - Freshman ESPN, USA Today  
DE DeMarcus Walker - Florida State '16 - Consensus All-American  
DE Josh Sweat - Florida State '16 - Campus Insiders  
DB Derwin James - Florida State '15, '17 - USA Today First Team, Freshman A-A  
DB Jalen Ramsey - Florida State '15, '14 - 2015 Consensus All-American, 2014 First Team All-American (SI.com, USA Today)  
DE Lorenzo Featherston - Florida State '14 - Freshman CFN and Campus Insiders  
DE Mario Edwards - Florida State '14 - SI.com  
CB P.J. Williams - Florida State '14 - USA Today  
DT Eddie Goldman - Florida State '14 - SI.com  
K Roberto Aguayo - Florida State '14, '15 - 2014 Consensus All-American, 2015 First Team All-American (CBS, Sporting News)  
LB Terrance Smith - Florida State '13 - College Football News  
LB Telvin Smith - Florida State '14, '15 - SI.com  
S Morgan Burnett - Georgia Tech '08 - Rivals, SI.com, TSN  
P Durant Brooks - Georgia Tech '07 - Rivals, SI.com, ESPN.com, CFN, PFW  
CB Chris Thompson - Nicholls State '03, '02 - 2003 National Weekly Football Gazette Second Team, 2002 National Weekly Football Gazette Third Team

### National Award Winners Coached

DB Tarvarus McFadden - Florida State '16 - Jack Tatum Award  
K Roberto Aguayo - Florida State '13 - Lou Groza Award  
P Durant Brooks - Georgia Tech '07 - Ray Guy Award

Kelly mentored several All-Americans during his time at FSU, as well, including James, a 2017 First Team All-America safety, 2016 First Team All-America cornerback Tarvarus McFadden, who led the nation with eight interceptions, 2016 consensus All-American, Walker, and 2015 consensus All-American, Ramsey.

In 2013, Kelly, as special teams coordinator, coached Roberto Aguayo to the greatest single-season in college football history by a kicker as the redshirt freshman set the national record for points by a kicker en route to consensus All-America honors and the Lou Groza Award. Return man Kermit Whitfield returned two kicks for touchdowns, including a 100-yard kickoff return in the BCS Championship Game and his 36.4 yard return average led the nation and shattered the ACC Record.

Kelly also mentored linebackers Telvin Smith, Christian Jones and Terrance Smith in 2013. The trio led a defense that led the nation in scoring (12.1 ppg) and ranked third in total defense (281.4 ypg). All three players are currently on NFL rosters. Smith was named to the All-Pro second team in 2017.

#### GEORGIA TECH (2006-12)

Kelly came to Florida State after seven seasons at Georgia Tech where he coached special teams, defensive backs and served as the interim defensive coordinator during his tenure.

He was elevated to defensive coordinator for the Yellow Jackets in the sixth game of the 2012 season when Georgia Tech had a 2-4 record. Kelly helped GT finish out the season 5-3, including a Sun Bowl victory over Southern California where Kelly's defense held the high-powered Trojans' offense to just 205 yards and seven points.

In 2011, Kelly's defensive backs led a pass defense that finished No. 2 in the ACC. In 2009, Kelly's unit helped Georgia Tech win the ACC Championship and go to the Orange Bowl, finishing 11-3.

Kelly served as the Yellow Jackets' special teams coordinator in 2006 and 2007, leading GT's kick return defense to No. 2 in the country in 2007. Kelly coached punter Durant Brooks to the Ray Guy Award in 2007.

#### NICHOLLS STATE (2002-05)

Kelly coached at Nicholls State from 2002 to 2005, serving as defensive backs coach for two seasons before being promoted to defensive coordinator.

Nicholls State captured the Southland Conference title in 2005 and ranked No. 17 in the nation (FCS) in total defense. Kelly was instrumental in developing two-time All-America cornerback Chris Thompson at Nicholls State. Thompson was drafted by the Jaguars in 2004.

#### JACKSONVILLE STATE (1994-98) AND HENDERSON STATE (1999)

Kelly spent two years at Eufaula (Ala.) High after five years as an assistant coach at NCAA Division II schools, Jacksonville State and Henderson State. He coached running backs, defensive backs and was the defensive coordinator at Jacksonville State and was the defensive coordinator at Henderson State.

#### PRE-COLLEGE COACHING CAREER

In addition to two years as an assistant at Eufaula High School (2000-01), Kelly also was an assistant at Central High School in Phenix City, Ala., from 1990 to 1992. In 1993, Kelly was a graduate assistant at his alma mater, Auburn, helping the Tigers finish 11-0.

#### BACKGROUND

Kelly is a 1990 graduate of Auburn with a degree in secondary math education. Kelly played defensive back under former Tiger coach Pat Dye. His senior class put together a four-year record of 39-7-2 while participating in four bowl games. In 2002, Kelly earned a master's degree in education from Troy.







# TERRY FAIR

## CORNERBACKS

FIRST SEASON AT TENNESSEE  
TENNESSEE '97

Terry Fair returns to his alma mater following a three-year stint as the cornerbacks coach at Colorado State. A first-round selection by the Detroit Lions in the 1998 NFL Draft, Fair led the NFL in kick return yards and was first-team All-NFL as a rookie. After playing six seasons in the NFL, Fair began coaching defensive backs at Phoenix College before joining the Volunteers' staff as a defensive quality control assistant in 2013-14.

### COLORADO STATE (2015-17)

Fair's cornerbacks contributed to a 2017 Colorado State defense that held opponents to under 20 points four times and a CSU secondary that combined for 12 interceptions and limited opponents to 208 passing yards or fewer six times. Over the last five games of the regular season, the Rams held opponents to just 174.6 passing yards per game and opposing passers completed just 48.8 percent of their passes in that stretch.

Fair's cornerbacks played a role in helping the Rams' defense post six halves of shutout football in 2016, including the Rams' first shutout game since 1997, holding Fresno State scoreless on Nov. 5. Senior Tyree Simmons capped his career by leading the team with six pass breakups and ranked fifth on the team with a career-high 44 tackles. Fair guided steady improvement from his unit throughout the season, as the Rams' defense improved from an average of 261.5 passing yards allowed per game through the first four games of the season to an average of 155.0 over the final eight regular season contests.

In his first season with the Rams, Fair helped coach a defensive backfield that allowed just 177.6 passing yards per game, a figure that ranked 10th among all FBS schools and second among Mountain West members in 2015. The Rams' defense also ranked 26th in the FBS in third-down percentage defense (34.5%).

### TENNESSEE (2013-14)

Fair spent 2013 and 2014 as the defensive quality control assistant at Tennessee.

### PHOENIX COLLEGE (2010-12)

Fair began his coaching career as the defensive backs coach at Phoenix College, where he sent four defensive backs to Division I schools to continue their collegiate careers.

## THE FAIR FILE

**Born:** July 20, 1976

**Hometown:** Phoenix, Ariz.

**Education:** Bachelor's in Psychology (Tennessee '10)

**Playing Experience:** Tennessee - DB (1994-97); Detroit Lions (1998-01); Carolina Panthers (2002); St. Louis Rams (2005)

**Wife:** Sherlone

**Children:** Herandre, Delon, Ariyah

### NFL Honors & Accolades

**First Round NFL Selection - No. 20, Detroit Lions, 1998**

**Six-Year NFL Career (Lions, Panthers, Rams)**

**1998 All-NFL First Team Kick Returner (Sporting News)**

**1998 NFL All-Rookie Team**

### NFL Players Coached

**DB Cameron Sutton (RD 3) - Tennessee '17 - Pittsburgh Steelers**

**CB DeAndre Elliott (UFA) - Colorado State '16 - Seattle Seahawks**

**CB Justin Coleman (UFA) - Tennessee '15 - Minnesota Vikings**

### All-Americans Helped Develop

**DB Cameron Sutton - Tennessee '13 - College Football**

**News Freshman, 247 Sports Freshman, Athlon Sports**

**Freshman**





## BACKGROUND

Fair, a native of Phoenix, Arizona, was a four-year starter for UT from 1994-97, where he was a two-time All-SEC honoree in his final two seasons and played on the Vols' 1997 SEC championship team. Fair, who earned SEC All-Freshman honors in 1994, ranks seventh on Tennessee's all-time list with 31 passes defended (19 PBU, 12 INT). Fair's 12 career interceptions are tied for 10th-most in UT history. He was also an accomplished punt returner, earning All-SEC first-team honors as a returner in 1996 when he returned 28 punts for 400 yards (13.8 average) with two touchdowns.

The Detroit Lions selected Fair at No. 20 overall in the first round of the 1998 NFL Draft. He played six seasons with the Lions (1998-2001), Carolina Panthers (2002) and St. Louis Rams (2005), accumulating 215 tackles, one sack, seven interceptions and one fumble recovery in 60 games (48 starts). Fair scored five touchdowns in his career, two each by kickoff return and interception return, and one by fumble return. For his career, Fair averaged 24.3 yards on 111 kickoff returns (two TDs) and 6.9 yards on 50 punt returns.

In his rookie season with the Lions, Fair racked up 39 total tackles, including one sack, and led the NFL in kickoff return average with a career-best 28.0 average on 51 returns. He returned two kickoffs for touchdowns, including an NFL-best 105-yard effort on Monday Night Football vs. Tampa Bay on Sept. 28, 1998. Fair earned NFL All-Rookie and first-team All-NFL honors from The Sporting News and the Pro Football Writers' Association, and was selected as an alternate for the Pro Bowl.

Before joining the Tennessee coaching staff as a defensive quality control assistant, Fair was co-host of a Knoxville, Tenn., sports talk show called "The Drive" on WNOX. He earned his bachelor's degree in psychology from Tennessee in 2010 through the athletic department's Renewing Academic Commitment program.

Fair and his wife, Sherlone, have two children, Delon and Ariyah, and Fair has a son Herandre.





# WILL FRIEND

## OFFENSIVE LINE

FIRST SEASON AT TENNESSEE  
ALABAMA '98

Will Friend comes to Rocky Top following a three-year stint as the offensive coordinator and offensive line coach at Colorado State, where he led an offense that ranked 11th in the nation and first in the Mountain West in total offense (492.5 ypg) in 2017. Prior to his time at CSU, Friend served four years as the offensive line coach at Georgia, where he coached four NFL Draft picks on the Bulldogs' line. Friend has also made coaching stops at UAB and Gardner-Webb, and was a graduate assistant at Georgia. He was a four-year starter and two-time All-SEC guard at Alabama from 1993 to 1997.

Friend has coached nine offensive linemen who have been selected in the NFL Draft, and 11 players overall, including guard Isaiah Wynn, a 2018 first-round selection by the New England Patriots.

### COLORADO STATE (2015-17)

Friend served as the offensive coordinator and offensive line coach at Colorado State University from 2015-17.

Friend's 2017 Colorado State offense ranked 10th in the nation and first in the Mountain West in total offense, averaging 492.5 yards per game. Colorado State's 33.4 points per game led the conference and ranked 31st in the nation. The Rams led the Mountain West and ranked 20th nationally in passing at 292.2 yards per game. CSU's rushing attack ranked 31st in the country at 200.2 yards per game.

Five Rams earned 2017 All-Mountain West honors, including four first-team selections in quarterback Nick Stevens, wide receiver Michael Gallup and offensive linemen Jake Bennett and Zach Golditch. Stevens enjoyed a banner redshirt senior season in 2017, leading the Mountain West and ranking 13th in the nation with 3,799 passing yards while completing 61.9 percent of his passes and throwing for 29 touchdowns. Gallup finished third in the nation with 100 receptions and his 1,413 receiving yards ranked fifth among all FBS receivers. Gallup earned consensus All-America honors in 2017 for his efforts.

In 2016, Friend guided one of the most productive offenses in Colorado State history, and the most potent in the red zone, en route to a second-straight bowl appearance. The Rams scored on 53 of 56 trips inside the 20 (94.6 percent) to rank fourth in FBS. CSU also ranked 12th in passing efficiency (157.04), 28th in scoring offense (35.3), 30th in total offense (462.5) and 31st in rushing offense (217.8). Six players from Friend's offensive unit earned All-Mountain West recognition: Gallup (first team), guards Fred Zerblis (first team) and Paul Thurston (honorable mention), Bennett (second team), Stevens (honorable mention) and tackle Nick Callender (honorable mention).

The Rams were especially productive in the second half of the 2016 season, averaging 47.8 points and 533.8 yards per game over the last six contests. Friend's offensive line was a strength of the team, which allowed just 1.0 sack per game, 8th-best in the nation. CSU allowed just one sack in the final six games of the season. Quarterback Nick Stevens ranked fifth in FBS (first in MW) with a 171.3 passer efficiency rating and the Rams ranked 12th in FBS with just seven interceptions thrown.

In his first season with the Rams in 2015, Friend helped lead Colorado State to a 7-6 record with an offense that ranked 47th nationally and third in the Mountain West. The unit featured five All-Mountain West honorees, including first team all-conference wide receiver Rashard Higgins and second team honoree Stevens. Following his junior season, Higgins was drafted in the fifth round of the 2016 NFL Draft by the Cleveland Browns.

## THE FRIEND FILE

**Born:** July 20, 1976

**Hometown:** Philadelphia, Miss.

**Education:** Bachelor's in Human Performance (Alabama '98)

**Playing Experience:** Alabama - OG (1993-96)

**Wife:** Carrie

**Children:** Katie, Brooks, Charlie

### NFL Draft Picks Coached

OL Isaiah Wynn (RD 1) - Georgia '18 - New England Patriots

WR Michael Gallup (RD 3) - Colorado State '18 - Dallas Cowboys

WR Rashard Higgins (RD 5) - Colorado State '16 - Cleveland Browns

OT John Theus (RD 5) - Georgia '16 - San Francisco 49ers

OT Cordy Glenn (RD 2) - Georgia '12 - Buffalo Bills

C Ben Jones (RD 4) - Georgia '12 - Houston Texans

G Justin Anderson (RD 7) - Georgia '12 - Indianapolis Colts

OT Matt McCants (RD 6) - UAB '12 - New York Giants

OG Chester Adams (RD 7) - Georgia '08 - Chicago Bears

OT Ken Shackleford (RD 6) - Georgia '07 - St. Louis Rams

OG Max Jean-Gilles (RD 4) - Georgia '06 - Philadelphia Eagles

### All-Americans Coached

WR Michael Gallup - Colorado State '17 - Consensus

C Ben Jones - Georgia '11 - Sporting News, ESPN.com, Rivals

OL Kris King - Gardner-Webb '06 - Don Hansen Honorable Mention

OG Max Jean-Gilles - Georgia '05

- AP, AFCA, Walter Camp, Sporting News





Colorado State's offensive line allowed just 1.31 sacks per game and 4.62 tackles for a loss per game, figures which ranked 22nd and 10th, respectively, in the nation. Stevens set passing records for a CSU sophomore with 2,679 yards through the air and 21 touchdowns (fifth-most in school history), and the Rams were one of only two FBS schools to have three running backs each record at least one game with 140 or more rushing yards (Dalyn Dawkins, Izzy Matthews and Jasen Oden, Jr.).

#### GEORGIA (2011-14)

Friend spent four seasons at Georgia, beginning in 2011 as offensive line coach and adding the title of running game coordinator in 2013. During his final season in Athens in 2014, Friend helped guide a Bulldogs' offense that averaged 41.3 points per game, which ranked eighth nationally, and racked up 457.8 yards of total offense per game. Against teams ranked in the Top 25, UGA compiled a 3-2 record while scoring 34.4 points per game. Additionally, the 2014 Bulldogs' offense ranked in the top 15 nationally in rushing offense (257.0; 11th in FBS), team passing efficiency (156.06; ninth in FBS), completion percentage (67.4 percent; seventh in FBS), fewest interceptions (6; ninth in FBS), third-down conversion percentage (49.7 percent; eighth in FBS) and fourth-down conversion percentage (80.0 percent; third in FBS). He helped develop Wynn that season, laying the foundation for the future first round pick.

Friend and the offensive staff at Georgia also posted record-setting numbers in 2012 and 2013, including single-season total offense (6,547 in 2012 and 6,294 in 2013); average yards per game (484.2 in '13 and 467.64 in '12) and touchdowns in a season (72 in 2012 and 58 in '13). He also coached three 2012 NFL draft choices - offensive tackle Cordy Glenn (second round, Buffalo Bills), center Ben Jones (fourth round, Houston Texans), and offensive tackle Justin Anderson (seventh round, Indianapolis Colts). Friend also coached offensive tackle John Theus, who was selected in the fifth round of the 2016 draft by San Francisco.

#### UAB (2007-10)

Prior to his tenure at Georgia, Friend spent four seasons as offensive line coach at UAB (2007-10) where the Blazers' average offensive output per game in 2009 and 2010 represented two of the top three season marks in program history.

The UAB offense registered 5,074 yards in 2010, the school's second-highest single-season total. The Blazers finished the 2010 campaign ranked 24th nationally in total offense (422.8 yards per game) and were 24th in passing offense (267.0). In 2009, UAB's rushing average of 229.9 yards per game was the highest mark for the Blazers in school history and ranked No. 7 in the nation.

#### GARDNER-WEBB (2005-06)

Friend spent the previous two years at Gardner-Webb (2005-06) as offensive line coach. In his first season at Gardner-Webb, the Bulldog offense ranked No. 10 nationally in total offense as Friend saw three of his linemen earn All-Big South Conference honors.

#### GEORGIA (2003-04)

Friend served two years as a graduate assistant coach at Georgia from 2003-04. The Bulldogs went a combined 21-5 in his two years and finished No. 7 in the AP Top 25 both seasons.

#### PRE-DI COLLEGE COACHING CAREER

Friend spent one year at Tuscaloosa Central High School (2002) and was the offensive line coach at West Alabama in 2001.

#### BACKGROUND

A two-time All-SEC and four-year starting guard at Alabama, Friend helped the Crimson Tide to the SEC Western Division title and berths in the SEC Championship Game in 1993, 1994 and 1996, with appearances in the Gator Bowl, Citrus Bowl (1996) and Outback Bowl (1997). Friend was named to Alabama's Team of the Decade for the 1990s.

Friend was a Parade Magazine All-America selection as a senior at Neshoba Central High in Philadelphia, Miss. He earned his Bachelor's degree in human performance from Alabama in 1998. He and his wife, the former Carrie Moon, have three children: Katie, Brooks and Charlie.







# DAVID JOHNSON

## WIDE RECEIVERS

FIRST SEASON AT TENNESSEE  
NICHOLLS STATE '95

David Johnson comes to Tennessee after helping guide one of the nation's most prolific offenses at Memphis the past two years following nearly 20 years of experience as a high school and college coach in Louisiana and Mississippi. Johnson also has spent time as a college assistant at Tulane, where he guided running backs and tight ends, and Millsaps College in Jackson, Miss. He was the head coach at St. Augustine High School in Louisiana in 2009-10, winning back-to-back district titles at the prep powerhouse. In his career he has coached 12 NFL players including, Tyrann Mathieu, Leonard Fournette and Mike Wallace.

### MEMPHIS (2016-17)

Johnson served as the wide receivers coach and passing game coordinator for one of the nation's most prolific offenses in 2016 and 2017. In 2017, Johnson mentored Anthony Miller, who went from walk-on to the third consensus All-American in Tigers history and the No. 51 overall selection in the 2018 NFL Draft. Miller set single-season records with 96 receptions, 1,462 yards and 18 touchdowns in 2017, while earning All-AAC honors. His 18 touchdowns tied for the first in the nation, while his 96 receptions ranked fifth. He was named to the All-American Athletic Conference First Team. In addition to his consensus All-America honors, Miller captured the Paul Warfield Award, given to the nation's top receiver by the Touchdown Club of Columbus, and was a finalist for the Burlsworth Trophy, awarded to the nation's top former walk-on.

In 2017, Johnson helped lead an offense that ranked No. 2 in the nation in scoring (45.5 points per game), No. 4 in total yards (532.1) and No. 7 in passing yards (334.0). Johnson's passing attack was led by All-AAC First Team quarterback Riley Ferguson, who passed for 4,257 yards and 38 touchdowns with just nine interceptions. The Tigers finished 10-3 on the season with appearances in the AAC Championship Game and the Liberty Bowl.

In 2016, Johnson's first season with the Tigers coincided with Miller's breakout campaign that saw the junior set school records for single-season receptions (95), yards (1,434) and touchdowns (14) – all of which he would improve on the next year. Johnson also coached wide receiver Phil

## THE JOHNSON FILE

**Hometown:** New Orleans, La.

**Education:** Bachelor's in General Education (Nicholls State '95)

**Playing Experience:** Nicholls State - WR (1991-93)

**Wife:** Akeia

**Children:** Jermaine, De'Von, Karaaz

### NFL Players Coached

WR Anthony Miller (RD 2) - Memphis '18 - Chicago Bears  
RB Dontrell Hilliard (UFA) - Tulane '18 - Cleveland Browns  
RB Sherman Badie (UFA) - Tulane '18 - Arizona Cardinals  
RB Leonard Fournette (RD 1) - LSU '17 [St. Augustine High School]  
- Jacksonville Jaguars  
DB Tyrann Mathieu (RD 3) - LSU '17 [St. Augustine High School]  
- Arizona Cardinals  
RB Robert Kelley (UFA) - Tulane '16 [O. Perry Walker High School]  
- Washington Redskins  
CB Lorenzo Doss (RD 5) - Tulane '15 [St. Augustine High School]  
- Denver Broncos  
OL Trai Turner (RD 3) - LSU '14 [St. Augustine High School]  
- Carolina Panthers  
RB Orleans Darkwa (UFA) - Tulane '14 - Miami Dolphins  
DB Kendrick Lewis (RD 5) - Ole Miss '10 [O. Perry Walker High School]  
- Kansas City Chiefs  
WR Mike Wallace (RD 3) - Ole Miss '09 [O. Perry Walker High School]  
- Pittsburgh Steelers  
WR Craig Davis (RD 1) - LSU '07 [O. Perry Walker High School]  
- San Diego Chargers

### Conference Championships

2006, 2007, 2008, & 2009 SCAC - Millsaps College (Miss.)  
(Wide Receivers/Tight Ends/Special Teams/Recruiting Coordinator)

### All-Americans Coached

WR Anthony Miller - 2017 (Consensus)







Mayhue, who finished with 42 catches for 677 yards and four touchdowns. The Tigers finished 8-5 and advanced to the Boca Raton Bowl. Ferguson passed for 3,698 yards and 32 touchdowns as Memphis averaged 38.8 points per game, 304.4 passing yards per game and 463.7 total yards per game.

### TULANE (2012-15)

Johnson spent four seasons at Tulane as the running backs and tight ends coach. In 2014, Johnson coached a pair of freshman All-Americans in running back Sherman Badie and tight end Charles Jones. Badie led the Green Wave in rushing with 688 yards, while Jones led Tulane tight ends with 21 catches for 192 yards and a team-best-tying three touchdown receptions.

In 2013, Johnson helped coach Tulane to one of its best seasons in recent memory - a 7-5 campaign capped by an appearance in the New Orleans Bowl. That year, Johnson coached running back Orleans Darkwa, who rushed for 863 yards and 12 touchdowns - third-most in Tulane history - and was named MVP of the New Orleans Bowl.

### HIGH SCHOOL

St. Augustine (2005, 2009-11), O. Perry Walker (2000-05), John F. Kennedy (1997-2000)

Johnson was the head coach/offensive coordinator and receivers coach at St. Augustine High School in New Orleans from 2009 to 2011, leading the Purple Knights to the co-district title

in 2010 and the district championship in 2011. Johnson claimed District 10-4A Coach of the Year honors in 2011. At St. Augustine, Johnson coached future LSU and NFL star Tyrann Mathieu. Johnson's development of Mathieu laid the groundwork for a collegiate career at LSU (2010-11) that included consensus All-America honors, SEC Defensive Player of the Year honors and being named a Heisman Finalist. Mathieu captured All-Pro honors with the Arizona Cardinals in 2015.

Johnson began his high school coaching career at John F. Kennedy High School (1997-2000) and O. Perry Walker High School (2000-05), where he was the offensive coordinator, wide receivers/tight ends coach. At O. Perry Walker, Johnson helped lead the Bucs to the 2002 Louisiana state title game and three straight district championships. He helped 18 players move on to play NCAA Division I football.


### BACKGROUND

Johnson starred at Nicholls State from 1991-93, where he earned All-Southland Conference honorable mention honors as a receiver in 1992 and as a receiver and a punt returner in 1993. Johnson led the Colonels in receiving in 1992 and 1993, finishing with 50 receptions for 990 yards and eight touchdowns in those two seasons.

Johnson graduated from Nicholls State in 1995 with a bachelor's degree in general education.

He and his wife, Akeia, have three children: Jermaine, De'Von and Karaaz.





# BRIAN NIEDERMAYER

## TIGHT ENDS

FIRST SEASON AT TENNESSEE  
ARKANSAS AT PINE BLUFF '12

Brian Niedermeyer joins head coach Jeremy Pruitt's staff after working closely with the new Tennessee coach at Alabama and Georgia. Niedermeyer served as the assistant director of recruiting operations with the Crimson Tide in 2017 after his role as a defensive graduate assistant in 2016. He also was a defensive graduate assistant coach, working under Pruitt, at Georgia in 2015. A native of Eagle River, Alaska, he was the wide receivers coach at East Texas Baptist University in 2014 and also worked on the staffs at Miami (Fla.) and Arkansas at Pine Bluff. Niedermeyer played tight end at UAPB.

### ALABAMA (2016-17)

Niedermeyer served as the assistant director of recruiting operations with the Crimson Tide in 2017, facilitating the day-to-day operations and recruiting efforts for student-athletes as well as on-campus recruiting events.

In 2016, Niedermeyer was a defensive graduate assistant, specializing in linebackers under Pruitt, Alabama's defensive coordinator.

Led by linebackers Reuben Foster, Tim Williams and Ryan Anderson, the Tide led the nation in scoring defense (13.0 ppg) and rushing defense (63.9 ypg), while ranking second in total defense (261.8 ypg). Alabama finished 14-1, winning the SEC Championship and the Sugar Bowl before falling to Clemson in the College Football Playoff Championship Game.

Foster collected consensus All-America honors and won the Butkus Award after totaling 115 tackles, 13 TFLs and five sacks. Williams was a second-team All-American after tallying nine sacks, while Anderson nabbed first-team All-SEC honors and led the Crimson Tide with 19 TFLs. The trio moved onto the NFL after the season. Foster was selected by the San Francisco 49ers with the No. 31 pick in the first round, Anderson was picked No. 49 overall in the second round by the Washington Redskins and the Baltimore Ravens chose Williams in the third round.

### GEORGIA (2015)

Niedermeyer got his first taste of the Southeastern Conference by working with Pruitt as a defensive graduate assistant at Georgia in 2015.

## THE NIEDERMAYER FILE

**Born:** December 28, 1988

**Hometown:** Eagle River, Alaska

**Education:** Bachelor's Degree (Arkansas at Pine Bluff '12)

**Playing Experience:** Arkansas at Pine Bluff (2011-13)

### NFL Draft Picks Helped Develop

LB Roquan Smith (RD 1) - Georgia '18 - Chicago Bears

LB Lorenzo Carter (RD 3) - Georgia '18 - New York Giants

LB Rashaan Evans (RD 1) - Alabama '18 - Tennessee Titans

LB Shaun Dion Hamilton (RD 6) - Alabama '18 - Washington Redskins

LB Reuben Foster (RD 1) - Alabama '17 - San Francisco 49ers

LB Ryan Anderson (RD 2) - Alabama '17 - Washington Redskins

LB Tim Williams (RD 3) - Alabama '17 - Baltimore Ravens

LB Leonard Floyd (RD 1) - Georgia '16 - Chicago Bears

LB Jordan Jenkins (RD 3) - Georgia '16 - New York Jets

LB Denzel Perryman (RD 2) - Miami '15 - San Diego Chargers

### National Championships

2017 - Alabama (Assistant Director of Recruiting Operations)

### Conference Championships

2016 SEC - Alabama (Defensive Graduate Assistant)

2012 SWAC - Arkansas Pine-Bluff (Defensive Student Assistant)

### All-Americans Helped Develop

LB Reuben Foster - Alabama '16 - First Team All-American

WR Stephen Alfred - East Texas Baptist '14

- USA Football Network All-American

WR Tyler Bates - East Texas Baptist '14

- USA Football Network All-American

LB Denzel Perryman - Miami '13 - Honorable Mention All-America

LB Jer-ryan Harris - Arkansas-Pine Bluff '13

- SBN Sports Black College All-American, HSRN All-American

### National Award Winners Helped Develop

LB Reuben Foster - Alabama '16 - Butkus Award



The Bulldogs led the nation in pass defense in 2015 (156.5), while ranking No. 7 in total defense (305.9) and No. 8 in scoring defense (16.9 ppg).

Working primarily with linebackers, Niedermeyer helped coach All-SEC linebacker Leonard Floyd and Senior Bowl invitees Jake Ganus and Jordan Jenkins. He also helped develop future SEC Defensive Player of the Year Roquan Smith, who was a true freshman at the time, and future two-year starter Davin Bellamy.

Ganus led the Bulldogs with 101 tackles. Floyd ranked second with 72 stops to go along with 8.5 TFLs. Jenkins finished with 58 tackles and 9.5 TFLs.

Floyd was selected with the No. 9 overall pick in the first round of the 2016 NFL Draft by the Chicago Bears, while Jenkins went in the third round to the New York Jets. Ganus signed with the Minnesota Vikings.

#### **EAST TEXAS BAPTIST UNIVERSITY (2014)**

Niedermeyer coached wide receivers for one season at East Texas Baptist University, helping guide the No. 1 passing offense in NCAA Division III in 2014.

The Tigers led the nation in passing (368.1 ypg) and ranked second in total offense (566.1). ETBU averaged 42.3 points per game (No. 11 in the nation).

Niedermeyer coached a pair of All-Americans and 1,000-yard receivers in Tyler Bates (84 receptions, 1,156 yards, 11 touchdowns) and Stephen Alford (59 receptions, 1,210 yards, 12 touchdowns)

#### **MIAMI (2013)**

In 2013, Niedermeyer worked as a volunteer analyst at Miami (Fla.), assisting linebackers coach Michael Barrow. The Hurricanes finished 9-4 and were led by linebacker Denzel Perryman, who finished with 108 tackles and collected All-ACC First Team and All-America honorable mention honors.

#### **UNIVERSITY OF ARKANSAS AT PINE BLUFF (2012)**

Niedermeyer started his coaching career at his alma mater, University of Arkansas at Pine Bluff, as a defensive student coach in 2012. The Golden Lions finished 10-2 and won the SWAC Championship.

#### **BACKGROUND**

Niedermeyer played tight end for two years at UAPB after beginning his collegiate career at Glendale Community College and Butte Junior College.

Niedermeyer was all-state in football and basketball in high school at Chugiak High School in Eagle River, Alaska.







# TRACY ROCKER

## DEFENSIVE LINE

FIRST SEASON AT TENNESSEE  
AUBURN '92

A renowned defensive line coach in the SEC and the 1988 SEC Player of the Year, Tracy Rocker has found success at every stop during his nearly 20-year collegiate and professional coaching career. Rocker has coached NFL first-round picks DeMarcus Ware, Jamaal Anderson, Nick Fairley and Peria Jerry, as well as future pros Greg Hardy and Osi Umenyiora in coaching stops at Auburn, Ole Miss, Arkansas and Troy. Rocker spent the 2014 through 2016 seasons as the defensive line coach at Georgia after three years with the Tennessee Titans. Rocker was a two-time All-American at Auburn, winning the 1988 Outland Trophy and Lombardi Trophy. He was inducted into the College Football Hall of Fame in 2004.

### GEORGIA (2014-16)

Rocker's most recent coaching stop was a three-year stint as Georgia's defensive line coach from 2014-16 under head coaches Mark Richt and Kirby Smart. He was also the associate head coach for the 2015 and 2016 seasons. While in Athens, Rocker coached with Pruitt for two seasons (2014 & 2015).

During Rocker's time with the Bulldogs, they finished in the top 17 nationally in total defense each season and had the eighth best scoring defense (16.9 ppg) in 2015. UGA ranked sixth in the SEC with 29.0 sacks in 2016 as well.

### TENNESSEE TITANS (2011-13)

Rocker spent three years as the defensive line coach for the Tennessee Titans (2011-13) before leaving for Georgia. In 2012, the Titans ranked 10th in the NFL in sacks (39). Additionally defensive end Derrick Morgan turned in the best season of his career, registering 6.5 sacks, 19 quarterback pressures, five tackles for loss, five passes defensed, one forced fumble and one fumble recovery.

In 2013, the Titans finished 11th in the NFL in passing yards allowed per game (225.8 - sixth in AFC) and 14th in yards per game allowed (337.9 - eighth in AFC).

In his first season with the Titans, Rocker led a young group of players that saw two rookies emerge as playmakers on the interior. Rookie defensive tackle Karl Klug led all NFL rookies at his position with seven sacks, a total that led the Titans and also ranked fourth among all NFL defensive tackles. Fellow rookie defensive tackle Jurrell Casey started 15 games and led all Titans defensive linemen in tackles with 74 while also tallying 2.5 sacks, nine quarterback pressures, one forced fumble and one fumble recovery.



## THE ROCKER FILE

**Born:** April 9, 1966

**Hometown:** Atlanta, Ga.

**Education:** Bachelor's Degree (Auburn '92)

**Playing Experience:** Auburn - DL (1985-88)

**Wife:** Lalitha

**Children:** Kumar

### Misc. Honors & Accolades

- College Football Hall of Fame Inductee (2004)
- Georgia Sports Hall of Fame Inductee (2018)
- Alabama Sports Hall of Fame Inductee (2005)
- Lombardi Trophy Winner (1988)
- Outland Trophy Winner (1988)
- SEC Player of the Year (1988)
- Two-time All-American (1987 & 1988)
- Third Round Pick in 1989 NFL Draft (Washington Redskins)

### NFL Draft Picks Coached

- DE Corey Lemonier (RD 3) - Auburn '13 - San Francisco 49ers
- DT Nick Fairley (RD 1) - Auburn '11 - Detroit Lions
- DT Zach Clayton (RD 7) - Auburn '11 - Tennessee Titans
- DT Jerrell Powe (RD 6) - Ole Miss '11 - Kansas City Chiefs
- DE Greg Hardy (RD 6) - Ole Miss '10 - Carolina Panthers
- DT Peria Jerry (RD 1) - Ole Miss '09 - Atlanta Falcons
- DT Marcus Harrison (RD 3) - Arkansas '08 - Chicago Bears
- DE Jamaal Anderson (RD 1) - Arkansas '07 - Atlanta Falcons
- DT Keith Jackson (RD 7) - Arkansas '07 - St. Louis Rams
- DE Demarcus Ware (RD 1) - Troy '05 - Dallas Cowboys
- DE Osi Umenyiora (RD 2) - Troy '03 - New York Giants
- DT Davern Williams (RD 7) - Troy '03 - Miami Dolphins
- DT Marcus Spriggs (RD 6) - Troy '99 - Cleveland Browns

### National Championships

2010 - Auburn (Defensive Line Coach)

### Conference Championships

2010 SEC - Auburn (Defensive Line Coach)  
2002 Conference USA - Cincinnati (Defensive Line Coach)  
1999 & 2000 Southland - Troy (Defensive Line Coach)

### All-Americans Coached

- DT Nick Fairley - Auburn '10 - FWAA, Walter Camp, Sporting News, Sports Illustrated, AP, CBS Sports, Rivals
- DT Peria Jerry - Ole Miss '08
- AP, ESPN, AAFB, Pro Football Writers, Athlon Sports
- DL Tim Betts - Troy '00 - AFCA, AP, Don Hansen
- DE Eric Sloan - Troy '98 & '99 - Walter Camp
- DT Al Lucas - Troy '98 & '99 - AP, Walter Camp, Don Hansen, Sports Network
- DE Marcus Spriggs - Troy '98 - AP, Walter Camp, ESPN/USA Today

### National Award Winners Coached

- DT Nick Fairley - Auburn '10
- Lombardi Award, AP Defensive Player of the Year
- DT Al Lucas - Troy '99
- Buck Buchanan Award (Division I-AA Top Defensive Player)

**AUBURN (2009-10)**

Prior to joining the Titans staff, Rocker spent two seasons (2009-10) at his alma mater, Auburn, as the defensive line coach. While there, he helped develop Nick Fairley into the Lombardi Award winner (given to the NCAA's best defensive lineman or linebacker) and an AP All-American as a part of Auburn's 2010 national title winning team. Fairley went on to become the 14th overall pick in the first round of the 2011 NFL Draft by Detroit.

Rocker also coached two other NFL Draft picks during his time at Auburn in defensive end Corey Lemonier (3rd round in 2013) and defensive tackle Zach Clayton (7th round in 2011).

In 2009, he coached Antonio Coleman, who led the SEC in tackles for loss (16.5) and sacks (10.0) and was twice named SEC Defensive Lineman of the Week.

**OLE MISS (2008)**

Before his two-year stint at Auburn, Rocker spent one year as the defensive line coach at Ole Miss in 2008. The Rebels finished 14th in the final polls and ranked 19th nationally in total defense. The defense led the SEC and finished fourth in the country with 39 sacks.

Rocker mentored two Rebels to All-America honors in Peria Jerry, who was named a second team All-American, and Greg Hardy, who was named a third-team selection, both by Rivals.com. Jerry and Hardy also earned first and second team All-SEC accolades, respectively.

Peria was selected in the first round of the 2009 NFL Draft by Atlanta while Hardy was a sixth round pick by Carolina in 2010 and ended up being a Pro Bowl selection in 2013.

**ARKANSAS (2003-07)**

Rocker worked five seasons as the defensive line coach at Arkansas from 2003-07 and saw Jamaal Anderson earn a first-round selection in the 2007 NFL Draft after a 14-sack season as a senior. The 2005 Razorback unit ranked second in the SEC in sacks with 29 and was fourth in rushing defense.

During his stint with the Razorbacks, Rocker mentored three players who were selected in the NFL Draft: the aforementioned Anderson, and defensive tackles Keith Jackson (2007) and Marcus Harrison (2008).

**CINCINNATI (2002)**

Rocker spent one season as defensive line coach with the University of Cincinnati in 2002 and helped the Bearcats capture the Conference USA title. The UC defense was led by first-team All-CUSA selection Antwan Peek.

**TROY (1997-01)**

In 1997, Rocker took over the defensive line coaching position at Troy, where he spent five seasons. In his time working with the Trojans, he coached future NFL stars DeMarcus Ware and Osi Umenyiora. Ware was a three-time all-conference selection and was named Sun Belt Defensive Player of the Year in 2004. Umenyiora was a two-time all-conference selection (2000 & 2002). Rocker coached Trojan great Al Lucas, who won the 1999 Buck Buchanan Award as the top defensive player in I-AA and was also a two-time I-AA All-American (1998 & 1999). All three of those players are members of the Troy University Sports Hall of Fame.

In total, three defensive linemen who were coached by Rocker at Troy ended up being selected in the NFL Draft. Ware was picked 11th overall in the 2005 draft, Umenyiora was a second-round selection in the 2003 draft and Davern Williams was drafted in the seventh round in 2003.

Ware went on to be a nine-time Pro Bowl selection and four-time first-team All-Pro while leading the league in sacks in 2008 and 2010. Ware also won Super Bowl 50 as a member of the Denver Broncos in 2015 and was named to the NFL 2000s All-Decade Team before retiring after the 2016 season. Umenyiora made two Pro Bowls (2005 & 2007) and was named a first-team All-Pro in 2005. He went on to win a pair of Super Bowls with the New York Giants.

**WEST ALABAMA (1994-96)**

Rocker broke into the college coaching ranks at West Alabama from 1994-96 as the defensive line coach.

**PRE-COLLEGE COACHING CAREER**

Rocker began his coaching career as the defensive coordinator at Auburn (Ala.) High School from 1992-93.

**BACKGROUND**

As a player, Rocker was a two-time All American at Auburn and was the 1988 Outland Trophy and Lombardi Trophy winner. He was the first SEC player to earn both awards. He was named SEC Player of the Year following his senior season in 1988. Rocker was inducted into the College Football Hall of Fame in 2004, the Alabama Sports Hall of Fame in 2005 and the Georgia Sports Hall of Fame in 2018.

He was a third-round pick by the Washington Redskins in the 1989 NFL Draft and played two seasons before suffering a knee injury. He concluded his career by playing one year for the Orlando Thunder of the World Football League. As a coach, Rocker spent two summers working with NFL teams (Indianapolis, 2001; Tampa Bay, 2006) as a part of the NFL's Minority Internship Program.

A native of Atlanta, Ga., Rocker and his wife Lalitha have a son, Kumar.





# CHRIS WEINKE

## RUNNING BACKS

FIRST SEASON AT TENNESSEE  
FLORIDA STATE '00

Former NFL quarterback and 2000 Heisman Trophy winner Chris Weinke brings a wealth of knowledge to the Vols' coaching staff as both a standout player and coach. Weinke, who led Florida State to the 1999 national championship, comes to Tennessee as the running backs coach after working as an offensive analyst at Alabama in 2017, helping lead the Crimson Tide to the College Football Playoff National Championship. Before his time in Tuscaloosa, Weinke was the quarterbacks coach for the Los Angeles Rams for two seasons and spent five years as the program director at IMG Academy where he worked with some of the nation's top high school football recruits and trained several NFL players.

### ALABAMA (2017)

Weinke was an offensive analyst for Alabama in 2017, helping lead the Crimson Tide to the national championship by contributing to an offense that ranked No. 15 in the nation in scoring (37.1 points per game) and No. 13 in rushing (250.6).

Weinke was instrumental in Alabama's offense, which was powered by running backs Damien Harris (1,000 yards, 11 touchdowns) and Bo Scarbrough (596 yards and eight touchdowns) as well as quarterback Jalen Hurts (2,081 yards, 17 touchdowns and one interception passing; 855 yards and eight touchdowns rushing) and All-SEC and All-American wide receiver Calvin Ridley (63 catches, 967 yards, five touchdowns). Ridley was selected by the Atlanta Falcons with the 26th pick in the first round of the 2018 NFL Draft, while Scarbrough was also selected in the 2018 Draft by the Dallas Cowboys.

### ST. LOUIS/LOS ANGELES RAMS (2015-16)

Prior to joining the Crimson Tide, Weinke was the quarterbacks coach for the St. Louis/Los Angeles Rams in 2015 and 2016. In his two seasons with the Rams, Weinke mentored quarterbacks Nick Foles, Case Keenum and No. 1 pick Jared Goff. Keenum found success under Weinke's direction, passing for over 3,000 yards despite starting only 14 games. Weinke also helped Goff, then a 21-year-old rookie, build a foundation for his future success as his first NFL position coach.

### IMG FOOTBALL ACADEMY (2010-14)

From 2010-14 Weinke spent five years as the director of the IMG Football Academy in Bradenton, Fla., teaching fundamentals of the game, and serving as the head coach and offensive coordinator of the IMG Academy high school team in 2013 and 2014.

## THE WEINKE FILE

**Born:** July 31, 1972

**Hometown:** St. Paul, Minn.

**Education:** Bachelor's in Sports Management (Florida State '00)

**Playing Experience:** Florida State - QB (1997-00); Carolina Panthers (2001-06); San Francisco 49ers (2007)

**Children:** Carter, Mallory

### 2000 Heisman Trophy Winner

### National Championships

2017 - Alabama (Offensive Analyst)

1999 - Florida State (Player)

### Notable Players Coached/Developed

QB Jalen Hurts - Alabama

WR Calvin Ridley - Alabama

RB Damien Harris - Alabama

RB Bo Scarbrough - Alabama/IMG Academy

QB Case Keenum - LA Rams

QB Nick Foles - LA Rams

QB Jared Goff - LA Rams

QB Deondre Francois - IMG Academy

### Notable NFL Players Trained

Russell Wilson

Cam Newton

Teddy Bridgewater

Ryan Tannehill

Kirk Cousins

Matt Barkley







IMG Academy's prep program went 19-2 in 2013 and 2014 with Weinke at the helm and he coached several players who went on to play at the NCAA Division I level including Alabama's Scarbrough and Florida State quarterback Deondre Francois.

Additionally, Weinke, who launched the academy in 2010, gained extensive experience training quarterbacks for the NFL Combine and NFL Draft, including Russell Wilson, Cam Newton, Teddy Bridgewater, Ryan Tannehill, Kirk Cousins and Matt Barkley – many of which continued to return to work with Weinke in the offseason.

## BACKGROUND

Weinke enjoyed a seven-year NFL career from 2001-07, playing with the Carolina Panthers (2001-06) and the San Francisco 49ers (2007). The Panthers drafted Weinke in the fourth round of the 2001 NFL Draft with the 106th overall pick. He started 15 games as a rookie in 2001, throwing for 2,931 yards and 11 touchdowns and rushing for 128 yards and six scores. Weinke played in 27 games and made 19 starts for Carolina from 2001-06. After signing with San Francisco in 2007, he played in two games and made one start.

The St. Paul, Minnesota, native is perhaps best known for his remarkable career at Florida State, playing for the legendary Bobby Bowden from 1997-2000. Weinke owns the Seminoles' career records for passing yards (9,839), completions (650) and touchdown passes (79) and his 14 games with 300 or more passing yards is tied for the most in FSU history. He played in 36 games and his 32 wins as a starting quarterback are the most in Florida State history.

As a senior in 2000, Weinke won the Heisman Trophy, Johnny Unitas Award and the Davey O'Brien Award after leading Florida State to the ACC title and an 11-2 record. He threw for an FSU record 4,167 yards and a then-record 33 touchdowns and completed 61.7 percent of his passes in 2000. At 28, Weinke became the oldest player ever to win the Heisman Trophy.

As a junior in 1999, Weinke led Florida State to a perfect 12-0 record, capping the year with a 46-29 win over Virginia Tech in the Sugar Bowl to give the Seminoles the BCS National Championship. He threw for 3,103 yards and 25 touchdowns and completed 61.5 percent of his passes during Florida State's championship run.

Weinke was a 1989 Parade magazine and USA Today first-team high school All-American at Cretin-Derham Hall High School in St. Paul, Minn. He was also an all-state baseball player and in 1990 he was drafted in the second round of the Major League Baseball First-Year Player draft (No. 62 overall) by the Toronto Blue Jays. He signed a professional contract with Toronto and played in the minor leagues before leaving baseball in 1996.

Weinke has an 11-year-old son, Carter, and a 9-year-old daughter, Mallory.





# CRAIG FITZGERALD

## DIRECTOR OF STRENGTH & CONDITIONING

Craig Fitzgerald comes to Tennessee in 2018 with one of the top résumés of any football strength and conditioning coach in the country.

Fitzgerald will serve as head coach Jeremy Pruitt's Director of Strength and Conditioning following four seasons as the head strength and conditioning coach with the Houston Texans. He also spent two seasons leading the football strength and conditioning program at Penn State (2012-13) and three seasons leading South Carolina's strength and conditioning efforts (2009-11).

Fitzgerald holds the highest honor awarded in his profession, the certification of Master Strength and Conditioning Coach by the Collegiate Strength and Conditioning Coaches Association (CSCCa), a distinction he received in 2010. He is also a certified by the National Strength and Conditioning Association (NSCA).

Fitzgerald helped Houston win back-to-back AFC South division championships in 2015 and 2016, while putting together three consecutive winning seasons for the first time in franchise history (2014-15-16). In 2016, the Texans advanced to the AFC Divisional Round of the playoffs for the first time since 2012.

In Fitzgerald's first year in Houston, the Texans led the NFL with a seven-win improvement and became the sixth team in the NFL since 1978 to post a winning record following a season in which it won two games or less.

Fitzgerald helped head coach Bill O'Brien steady the ship at Penn State after NCAA sanctions limited scholarships. The Nittany Lions finished 8-4 in 2012 and 7-5 in 2013 during a rebuilding effort that was more impressive than the records showed and caught the attention of NFL teams. Fitzgerald revamped Penn State's training facility and workout facility and developed the popular "Iron Lion" t-shirt, which directed proceeds from sales of the shirt to PSU's chapter of Uplifting Athletes, a nonprofit organization that raises money and awareness for rare diseases.

His tenure at Penn State followed three successful seasons working with Steve Spurrier at South Carolina. The Gamecocks won a school-record 11 games and finished in the Associated Press Top 10 for the first time in school history in his final season – 2011.

Fitzgerald was the director of strength and conditioning at Harvard from 2005 to 2009, overseeing 41 varsity sports, including the football team that won Ivy League championships in 2007 and 2008.

From 2000 to 2005, he served as an assistant director of strength and conditioning at Maryland, his alma mater. From 1997 to 1999, Fitzgerald was the first director of strength and conditioning at Catholic University, where he also was the tight ends coach and special teams coordinator.

He was a three-year letterwinner and starting tight end for the Terps from 1994 to 1996 after beginning his career as a walk-on.

Fitzgerald and his wife, Mary, have three sons: Mac, Joe and Luke.



## FOOTBALL STRENGTH & CONDITIONING STAFF



**A.J. ARTIS**

*Assistant Director of  
Strength & Conditioning*



**MIKE FARRELL**

*Assistant Director of  
Strength & Conditioning*



**BYRON JERIDEAU**

*Assistant Director of  
Strength & Conditioning*



**SHAQ WILSON**

*Assistant Director of  
Strength & Conditioning*



# TODD WATSON

## DIRECTOR OF FOOTBALL OPERATIONS

Todd Watson joins Jeremy Pruitt's Tennessee Volunteers staff as the Director of Football Operations following three years in operations at Troy University.

Watson was the Director of Operations and High School Relations for the Trojans from 2015 to 2017. Troy combined to go 20-5 over the last two seasons and shared the Sun Belt Championship with Appalachian State in 2017.

The Trojans finished 10-3 in 2016, including a victory over Ohio in the Dollar General Bowl. Troy wrapped up the 2017 regular season with a 10-2 mark and earned a berth in the New Orleans Bowl.

Watson was one of the most successful high school coaches in Alabama before

joining Neal Brown's staff at Troy. Watson compiled an 80-36 record in 10 seasons as the head coach of Foley High School, where he coached Atlanta Falcons star wide receiver Julio Jones and other future NFL players such as Robert Lester and D.J. Fluker.

Watson preceded Pruitt as defensive coordinator at Alabama prep powerhouse Hoover High School from 2000 to 2004, helping the Buccaneers to a 70-4 record and four Alabama 6A state titles. He also spent time as an assistant coach at Bryant High School and Alba High School.

Watson is a 1993 graduate of the University of Mobile. He and his wife, Christie, have two daughters, LeighAshton and Micah.



# DREW HUGHES

## DIRECTOR OF PLAYER PERSONNEL

Drew Hughes joins Jeremy Pruitt's Tennessee staff as the Director of Player Personnel following four years in a similar role at Florida.

He will manage the recruiting department for the Vols, including on and off-campus recruiting, talent evaluation and high school relations.

Hughes helped the Gators' recruiting efforts as their Director of Player Personnel from 2014 to 2017 in addition to leading the personnel department at NC State.

Since 2012, Hughes has helped his teams bring in 30 NFL draft picks, including 12 in the 2018 draft, headlined by first-round picks Bradley Chubb and Taven Bryan.

At Florida, Hughes helped the Gators reel in three Top 12 recruiting classes, including the nation's No. 9 class in 2014, No. 11 in 2017 and No. 12 in 2016.

The native of Montgomery, Ala., worked as the Director of Player Personnel at NC State in 2013 and UCF in 2012.

At NC State he was responsible for the class that landed Chubb, an All-American, while at UCF he helped the Knights land stars Shaquill Griffin and Shaquem Griffin.

He broke into the SEC as a recruiting specialist at Alabama from 2007 to 2011, assisting with player evaluation breakdowns and daily operations for Nick Saban's summer camps. In this role, Hughes worked closely with Pruitt, who served as the Director of Player Development at Alabama from 2007 to 2009 before being promoted to defensive backs coach in 2010.

Hughes graduated from Alabama in 2011. He is married to the former Rebekah Anne Hough of Lakeland, Fla., and the couple has a newborn son, Rhett.





# JOHN LILLY

## ASSISTANT TO THE HEAD COACH

John Lilly joins the Tennessee football staff as the assistant to the head coach with over 20 years of experience at the Power 5 level during stints at Florida State and Georgia. He has won a national championship and nine conference championships in addition to making a pair of appearances in the SEC Championship Game.

Lilly spent the 2016 season in the NFL as the tight ends coach with the Los Angeles Rams where he helped starting tight end Lance Kendricks record a career-high 50 receptions.

He was hired in 2008 to coach the tight ends at Georgia and added the role of offensive special teams coordinator in 2014. He spent eight seasons (2008-15) total with the Bulldogs after serving as tight ends coach and recruiting coordinator at Florida State (1998-2007).

During his time with the Bulldogs, Lilly was part of several record-setting seasons: 72 touchdowns in 2012, 484.14 yards per game in 2013 and 41.3 points per game in 2014. All were the best marks in school history. served as the Bulldogs' interim offensive coordinator during their bowl games following the 2014 and 2015 seasons, calling the plays for Georgia during a 37-14 win over Louisville in the 2014 Belk Bowl and its 24-17 victory over Penn State in the 2016 Tax Slayer Bowl. Under his direction, the Bulldogs averaged 31 points and 410 yards of offense against defenses ranked in the Top 15 nationally in various statistical categories.


He coached star tight ends Arthur Lynch, an All-SEC First Team honoree and fifth-round NFL draft pick, Orson Charles, a fourth-round selection by the Cincinnati Bengals, and Aron White, who captured Most Outstanding Offensive Player honors at the 2009 Advocate V100 Independence Bowl.

Charles was a finalist for the 2011 Mackey Award and finished his career with 1,370 receiving yards – a school record for a tight end.

Lilly guided Georgia's punt unit, which included Ray Guy Award winner Drew Butler, who led the nation in net punting average (41.95) and was named a consensus All-American in 2009. He also worked with NFL kicker Blair Walsh.

Lilly started at FSU as a videographer in 1995 before becoming a graduate assistant in 1996-97 and ultimately the tight ends coach and recruiting coordinator in 1998. The Seminoles had a tremendous amount of success during Lilly's tenure, including winning the 1999 national championship. FSU routinely brought in some of the nation's top recruiting classes with Lilly leading the charge, including a stretch from 2002 to 2007 where each class ranked in the top four in the country.

Lilly played quarterback, wide receiver and special teams at Guilford College in Greensboro, N.C. and was an assistant coach at Northwest Guilford High School in Greensboro, N.C. from 1991 to 1994. He is married to the former Cheryl Brown and they have two daughters, Allison Catherine and Abigail Christine, and one son, Caleb Jackson.



# JERONIMO BOCHE

## DIRECTOR OF ATHLETIC TRAINING - FOOTBALL

Jeronimo Boche joined the Tennessee staff in 2018 to become the director of athletic training for football after spending 2017 and 2018 at James Madison University as the program's associate athletic trainer.

Prior to his time at JMU, Boche spent nearly a decade in the sports medicine department at Florida State University, where he provided medical coverage for FSU football for six years, in which he gained invaluable experience. He was part of the sports medicine team that helped the Seminoles reach two Orange Bowls, one College Football Playoff and a win in the 2013 BCS National Championship. His vast experience in dealing with the explosive athlete dates back to when he first joined FSU in 2007.

Prior to making the switch to football he served as the staff athletic trainer for the Seminole men's and women's track and field and cross country programs, helping the men win the 2007 NCAA Outdoor Track and Field title.

During his tenure at FSU he also spearheaded the concussion management program for Florida State University. Boche worked alongside the team physician and team neuropsychologist to develop concussion assessment and management procedures for the entire athletic department.

Boche earned his Master of Science degree in health and human performance from Oklahoma State University in 2007. During his time at OSU he served as the graduate assistant athletic trainer responsible for the care and rehabilitation of the OSU women's soccer program. He was also an Accredited Curriculum Instructor (ACI) for the CAATE approved curriculum.

A native of Fort Worth, Texas, Boche received his Bachelor of Exercise and Sports Science degree with an emphasis in athletic training from Texas State University in 2004.

During the summer of 2003 Boche earned an internship via the Professional Football Athletic Trainers Society (PFATS). Boche served as an intern athletic trainer with the NFL Arizona Cardinals in Phoenix, Az.

Boche has been a certified member of the National Athletic Trainers' Association since 2004 and he is licensed by the Virginia Board of Medicine.

Jeronimo is married to Dr. Katy Boche, and they have one son, Everett.



# PATRICK ABERNATHY

## PLAYER DEVELOPMENT

Patrick Abernathy begins his fifth season with Tennessee football this fall. Abernathy will work as part of the player development team for the Vols, focusing on mentoring, support and life skills for the current student-athletes. Abernathy previously was UT's Director of High School Relations where he was charged with coordinating the relationship between the football program and high schools.

Abernathy is a graduate of Stratford High School in Nashville, Tenn., where he lettered all four years in football, baseball and wrestling. He was a team captain on the football team and collected all-state and all-district honors. Abernathy was part of two undefeated seasons as a linebacker at Tennessee State University where he was coached by John Merritt and played alongside NFL Hall of Famer Richard Dent.

Abernathy's career was cut short because of a knee injury, but he completed his degree in business administration with concentrations in science and math, and began a career in youth football.

Before joining Tennessee, Abernathy served as an assistant athletic director at Brentwood Academy.

He was a high school football assistant coach for 14 years at several schools in Tennessee, including Brentwood Academy, Brentwood High School and Ezell Hardin High School. He coached state championship teams at Ezell Hardin and Brentwood Academy and also served in the Health and Physical Education Department at Brentwood Academy from 2009 to 2013.

Abernathy also led the UNA Bears youth football program to multiple national championships over a 15-year span and coached several players who went on to capture all-state honors and play football in college.

During his career as a high school and youth coach, Abernathy coached 36 student-athletes who played NCAA Division I football, including NFL stars Jalen Ramsey and VFL Derek Barnett.

Patrick has one son, Tyler.



# JOE OSOVET

## PLAYER DEVELOPMENT

Joe Osovet joined the Tennessee coaching staff in 2018 following a successful tenure as one of the top head coaches in the junior college ranks. Osovet has coached 11 NFL players and developed 47 Division I players as a JUCO head coach.

During his time in the junior college ranks, Osovet won the 2014 USA Sports Writer JUCO Coach of the Year and two Northeast Football Conference Coach of the Year awards, while posting a combined record of 33-11.

Osovet came to Knoxville by way of ASA (N.Y.) College, where he served as head coach and offensive coordinator for the 2016 and 2017 seasons.

During Osovet's two seasons at the helm, the Avengers posted a combined record of 13-7 and averaged 41.9 points per game during the 2017 season. In 2016, the Avengers averaged 75 points per game over the final two games.

Following the 2017 season, Osovet was named the 2017 NEFC coach of the year, his second time winning the award.

Prior to taking over at ASA College, Osovet coached at

Nassau Community College (N.Y.).

After his college football playing days, Osovet went on to eventually become the offensive coordinator at Nassau Community College.

In 2013, he took over as interim head coach for the final three games of the 2013 season, then served as the standing head coach for the 2014 and 2015 seasons.

In its first full season under the direction of Osovet, Nassau finished the season 10-0, claiming a NEFC championship and earning Osovet USA Sports Writer JUCO Coach of the Year and NEFC Coach of the Year honors.

After guiding Nassau to a 6-3 record in 2015, Osovet took over the reins at ASA College.

A graduate of Nassau Community College, Osovet played for the Lions for two years after playing two seasons at Northeastern University.

Osovet and his wife, Sandra, are parents to two children: son Austin and daughter Brooke Marie.



# KEVIN SIMON

## PLAYER DEVELOPMENT

Kevin Simon joined the Tennessee staff in the player development role following nearly a decade of success in the NFL in the personnel and scouting departments with the Atlanta Falcons and the Dallas Cowboys.

Simon captured All-SEC Second Team honors twice as a linebacker at Tennessee from 2001 to 2005 before the Washington Redskins selected him in the seventh round of the 2006 NFL Draft.

Simon graduated from UT with a psychology degree in 2005, and later earned a master's degree in kinesiology with a concentration in sports psychology from UT in 2014.

The Walnut Creek, Calif., native persevered through injuries at Tennessee and finished with 237 tackles over 30 games. He led the Vols with 115 tackles in 2003. He made 88 stops as a senior in 2005.

Simon was a pro scout with the Falcons in 2016 and 2017. In this role, he assisted the coaching staff with advance scouting reports for opponents and helped analyze free agent prospects.

Before joining the Falcons, Simon worked for the Cowboys as a combine scout beginning in 2009. Three years later he was promoted to regional scout for the Midwest.

Simon also worked for the Vols a graduate assistant prior to his time with the Cowboys.

Simon and his wife, Heather, have four children, Taneisha, Tamia, Kenneth and Bryson.



# ROGER FRAZIER

## EQUIPMENT MANAGER

35TH SEASON AT TENNESSEE  
TENNESSEE '82

Equipment Manager Roger Frazier is responsible for all football equipment issue and maintenance, in addition to handling the purchasing and inventory control of all football game and practice gear.

He also serves as president of the SEC Equipment Managers Association and assists in new product development with Nike.

The UT graduate began his career in 1978 as student manager before being named equipment manager in

spring 1983

In January 2003, the equipment room was renamed the Roger Frazier and Max Parrott Football Equipment Room, given in their honor by Gordon, Melissa and Hannah Summerfield.

Frazier graduated from Bradley Central High School in Cleveland and played football. He and his wife, Donna, have two children, Brandon and Barrett.



# JASON McVEIGH

## DIRECTOR OF SPORTS MEDICINE

20TH SEASON AT TENNESSEE  
TENNESSEE '96

Jason McVeigh enters his 13th season as Director of Sports Medicine at Tennessee, and his 20th overall with the UT athletics department.

McVeigh has been a member of the UT Sports Medicine staff since 1999, when he joined the Vols as the Director of Rehabilitation for men's athletics. He was appointed the Director of Sports Medicine over all men's and women's sports in 2012 by Dave Hart.

Under McVeigh's supervision, the new Adair-Carlson Student-Athlete Wellness Center was opened in late 2012. This new 11,000 square foot facility features a state-of-the-art hydrotherapy area containing four Hydroworx therapy pools and a lane pool, as well as a new physical therapy center, athletic training room, and team physicians suite. On-site X-ray, EKG, diagnostic ultrasound, and a state-licensed pharmacy are all available to assist the UT Sports Medicine staff and physicians to care for all Vol and Lady

Vol student-athletes.

McVeigh graduated Summa Cum Laude from UT with a B.S. degree in Biology and a minor in Biochemistry. He then went on to receive his Master's degree in Physical Therapy from Duke University. He is a Certified Athletic Trainer as well as a Board Certified Specialist in Sports Physical Therapy, and is an active member of both the American Physical Therapy Association and the National Athletic Trainers Association. He has been an invited speaker at many regional and national athletic and sports medicine conferences on topics such as foot and ankle injuries, shoulder exercises, concussion management, and cardiac screening programs for athletes, among others.

A native of Buffalo, N.Y., McVeigh graduated from Jonesborough's David Crockett High. He is married to the former Jennifer Bruorton of Marietta, Ga., and they have three children, Caitlin, Carson, and Kennedy.



# DR. CHRIS KLENCCK

## TEAM PHYSICIAN

13TH SEASON AT TENNESSEE  
PURDUE '95

Dr. Chris Klencck enters his 13th season as the head team physician on the UT Sports Medicine staff.

Klencck came to Knoxville in November 2006 following a primary care sports medicine fellowship at Indiana University Medical Center. He had served the Indianapolis hospital since June 2001 in the positions of Internal Medicine/Pediatrics intern, resident and chief resident.

During fellowship training, Klencck was an assistant team physician for the Indianapolis Colts preseason training camps and assisted at Purdue University, his alma mater. He worked the NFL Scouting Combines in Indianapolis, has NCAA championships experience and served as a team physician in the Indiana high school ranks.

He has earned board certifications in Internal Medicine, Pediatrics and Primary Care Sports Medicine.

In January 2013, was named the Sports Medicine Person of the Year by the Tennessee Athletic Trainers' Society (TATS).

An Evansville, Ind., native, Klencck earned his doctor of pharmacy degree from Purdue before completing his doctor of medicine degree at Indiana University School of Medicine.

He is a member of the American Academy of Pediatrics, American College of Physicians, American Medical Society for Sports Medicine and American College of Sports Medicine.

Klencck is married to the former Laura Botto of Dayton, Ohio. They are the parents of three children: Jacob, Ben and Ella.





# CONDREDGE HOLLOWAY

## ASSISTANT AD FOR STUDENT-ATHLETE RELATIONS

21ST SEASON AT TENNESSEE  
TENNESSEE '91

Condredge Holloway is in his 21st year on the Tennessee staff and continues to serve as a vital link between the current Vols football staff and its storied history.

Holloway is UT's Assistant Athletics Director for Student-Athlete Relations and Letterman, and is one of the most celebrated players in school history.

In 2011, Holloway's amazing career was the subject of an ESPN documentary, "The Color Orange: The Condredge Holloway Story," produced by Kenny Chesney. It recounted the life and playing days of the SEC's first African-American starting quarterback.

Holloway primarily serves as the department's liaison with the Lettermen's Club, assisting with reunions and other projects. Holloway also is the point person for numerous issues surrounding the conduct of a major college football program. Holloway has taken great pride in helping former Vols find their niche in the business world by assisting them with contacts and employment opportunities following graduation.

Holloway remains associated in the minds of Tennessee fans with the razzle-dazzle offense he quarterbacked during his undergraduate days of the 1970s.

Nicknamed "The Artful Dodger," Holloway packed excitement into every play, whether it developed into a pass or a scramble.

In his three seasons (1972-74) as a starter, Holloway directed the Vols to the 1972 Astro-Bluebonnet, 1973 Gator and 1974 Liberty bowls and an overall record of 25-9-2. He ended his career with the best interception-to-attempt ratio in Tennessee history, throwing just 12 interceptions in 407 collegiate attempts.

In addition to being the first black quarterback at

Tennessee and in the Southeastern Conference, Holloway also was the first black baseball player in UT history.

The outstanding prospect had been selected out of high school by the Montreal Expos with their first overall pick. Holloway opted instead for a two-sport collegiate career and went on to excel on the diamond. He garnered All-SEC and All-America honors as a shortstop in 1975 and finished with a .353 career batting average.

Holloway -- still the owner of UT's longest hitting streak at 27 games -- was selected to Tennessee's All-Century Baseball Team, making him the only UT student-athlete named to all-century squads in both baseball and football.

Drafted by the New England Patriots in the 12th round as a defensive back, but chose to pursue a career as a quarterback in Canada.

Holloway left Knoxville and played 13 seasons in the Canadian Football League, compiling impressive numbers for the Ottawa Rough Riders (1975-80), Toronto Argonauts (1981-86) and British Columbia Lions (1987). He threw for more than 25,000 yards and rushed for another 3,167 while scoring 155 touchdowns. He was league MVP in 1982.

After his professional playing days ended, Holloway returned to UT and earned his degree.

In addition to his induction in Alabama Sports Hall of Fame, Holloway is a member of the Canadian Football Hall of Fame, Tennessee Sports Hall of Fame and the Tennessee Baseball Hall of Fame, among others.

In May 2015, Holloway's No. 1 baseball jersey was officially retired at Tennessee's Lindsey Nelson Stadium.

Holloway is married to the former Courtney Haralson of Meigs County and is the father of Jasmine and Condredge III.

GENERAL

STAFF

PLAYERS

REVIEW

HISTORY

HONORS

VOLMANAC

RECORDS



**FOOTBALL SUPPORT STAFF**



**BERT BIFFANI**  
Quality Control Analyst



**CARTER BLOUNT**  
Quality Control Analyst



**BRANDON DEADERICK**  
Quality Control Analyst



**MONTARIO HARDESTY**  
Quality Control Analyst



**VINCE LEWIS**  
Quality Control Analyst



**KEVIN O'BRIEN**  
Quality Control Analyst



**D.J. PETTWAY**  
Quality Control Analyst



**TINO SUNSERI**  
Quality Control Analyst



**CAMERON CLEMMONS**  
Graduate Assistant Offense



**CALEB COX**  
Graduate Assistant Offense



**KARMICHAEL DUNBAR II**  
Graduate Assistant Defense



**JON SHALALA**  
Graduate Assistant Defense



**BRANDON SHEPPARD**  
Assistant Director of Football Operations



**DANNY STIFF**  
Assistant Director of Player Personnel



**MYRA MILES**  
Executive Assistant to the Head Coach



**DON RAWSON**  
Sports Technology Coordinator



**NICK HARDESTY**  
Football Operations Graduate Assistant



**BLAKE JACKSON**  
Football Operations Graduate Assistant



**JOSH BOUCHER**  
Video Assistant



**RACHEL PFISTER**  
Director of Sports Nutrition



**LAUREN ANTLE**  
Assistant Director of Sports Nutrition



**MAX PARROTT**  
Assistant Director of Equipment & Apparel



**ALLEN STITZLER**  
Assistant Director of Equipment & Apparel



**CLAY BOLLINGER**  
Director of Recruiting Content



**MARSHALL STEWARD**  
Thornton Center Associate Director



**MERCE POINDEXTER**  
Thornton Center Assistant Director



**LYNSEY MILLER**  
Thornton Center Academic Counselor



**LORI ROBINSON**  
Thornton Center Learning Specialist



**MURIEL LEDBETTER**  
Thornton Center Learning Specialist



**JONATHAN BOWLING**  
Associate AD for Football Compliance & Admin.



**LEIGHASTON WATSON**  
Recruiting & Operations Assistant



**KENDAL HENNIGAN**  
Administrative Assistant



**KIM MILLIGAN**  
Administrative Assistant



**ANGELA SCHWINGE**  
Administrative Assistant




**ASHLEY SMITH**  
Director of Student-Athlete Career Development



**CJ FAYTON**  
Director of VFL Programming

■ TENNESSEE FOOTBALL SUPPORT STAFF FAMILIES



**DREW HUGHES AND FAMILY**



**JOHN LILLY AND FAMILY**



**JOE OSOVET AND FAMILY**



**BRANDON SHEPPARD AND FAMILY**



**TODD WATSON AND FAMILY**

GENERAL

STAFF

PLAYERS

REVIEW

HISTORY

HONORS

VOLMANAC

RECORDS







# WAYNE T. DAVIS

## UT KNOXVILLE INTERIM CHANCELLOR

FIRST YEAR AS INTERIM CHANCELLOR  
PFEIFFER UNIVERSITY '69

Wayne T. Davis became interim chancellor of the University of Tennessee, Knoxville, on May 7, 2018. In assuming leadership of the state's flagship university, Davis is responsible for guiding a campus with an annual budget of \$1.2 billion and an endowment of \$581 million; an enrollment of 28,000 students and a workforce of nearly 12,000 faculty, staff, and students; and a base of more than 250,000 alumni. UT has a Carnegie classification of doctoral university (highest research activity) and is a top 30 public research university with an annual economic impact of over \$4.3 billion systemwide. UT Knoxville alone has an economic impact on the state of \$1.6 billion and is responsible for generating 33,000 jobs.

Davis first came to UT as a graduate student in 1970 along with his wife, Sylvia. He earned his master's degree in environmental engineering and doctorate in civil engineering from the university in 1973 and 1975, respectively, and has held faculty and administrative roles at UT since. He served as assistant dean of the Graduate School from 1985 through 1988 and as its associate dean from 1988 through 1991.

He became interim dean of what is now the Tickle College of Engineering in 2008 before assuming the role permanently the following year. His time as dean saw massive growth in the college, including a near

doubling of its student body, doctoral enrollment, and graduation rates; the addition of 42 new faculty positions, more than doubling the number of endowed positions, and the hiring of 12 UT-Oak Ridge National Laboratory Governor's Chairs; construction of the Min H. Kao Electrical Engineering and Computer Science Building and the John D. Tickle Engineering Building, with a new \$129 million engineering complex in the design phase; and an improvement in student quality, with incoming freshmen in the college now averaging a GPA of 4.05 and an ACT math score of 30.5.

Davis was named Macebearer, UT Knoxville's highest faculty honor, in 2003.

The US Environmental Protection Agency, Department of Energy, and Department of Transportation; the National Science Foundation; ORNL; and the American Society for Engineering Education have all recognized Davis for his service and accomplishments. He is a member of the Air and Waste Management Association, a fellow of the American Society of Engineering Education, and a board-certified member of the American Academy of Environmental Engineering and Science.

He and his wife, Sylvia, have been married nearly 50 years. They have two children and three grandchildren.



# DR. DONALD BRUCE

## FACULTY ATHLETIC REPRESENTATIVE

20TH YEAR AT TENNESSEE  
DREW UNIVERSITY '94

Donald Bruce is the Douglas and Brenda Horne Professor of Business in the Center for Business and Economic Research (CBER) and the Department of Economics at the University of Tennessee, Knoxville.

He joined the UTK faculty in 1999 after receiving his M.A. and Ph.D. in Economics from Syracuse University and his B.A. with honors in Economics from Drew University.

As a CBER economist, Dr. Bruce regularly provides objective, non-partisan policy research and evaluation under contracts with an array of government agencies at the federal and state levels. His recent work in CBER has included an ongoing evaluation of Tennessee's welfare program, Families First, for the Tennessee Department of Human Services, an analysis of teacher supply and demand in Tennessee for the Governor's Office of Education Policy, and a forecast of expenditures on Tennessee Education Lottery Scholarships for the Tennessee Higher Education Commission.

In addition to his CBER research, Dr. Bruce studies the economic and behavioral effects of tax policies on such things as small business activity and owner-occupied housing. His work has been presented and published in a variety of academic journals, edited volumes, and professional meetings. He has testified before Congress

on the topic of internet taxation, and he presented his work on taxes and small business activity before the President's Advisory Panel on Federal Tax Reform in 2005.

Dr. Bruce regularly teaches graduate and undergraduate courses on the economics of taxation and the economics of health and health care. He has recently served as the Director of Graduate Studies in Economics and the Director of the Undergraduate Major in Public Administration. Before becoming Faculty Athletics Representative, Dr. Bruce served for two years as chair of the Athletics Board's Fiscal Integrity and Long-Range Planning Committee. He has also served as chair of the UTK Faculty Senate's Budget and Planning Committee. Dr. Bruce is an active member of the National Tax Association, the International Institute of Public Finance, and the American, Southern, and Western Economic Associations. His community service has included numerous economic and policy presentations for state and local organizations, and he currently serves as Chairman of the Board of Innovative Education Partnership, the non-profit governing body of the Clayton-Bradley STEM Academy in Blount County.

Dr. Bruce lives in Walland, Tenn., with his wife Jennifer, a mathematics teacher at Clayton-Bradley, and their daughter Annie.



# PHILLIP FULMER

## DIRECTOR OF ATHLETICS

FIRST YEAR AS ATHLETIC DIRECTOR  
TENNESSEE '71

Phillip Fulmer was announced as Director of Athletics for the University of Tennessee, Knoxville on Dec. 1, 2017. Fulmer moved to this position after serving as special advisor to University of Tennessee President Joe DiPietro for community, athletics and university relations since June 20, 2017.

Fulmer—a former Tennessee football co-captain who went on to lead the Volunteers to a football national championship and earn first-ballot induction into the National Football Foundation College Football Hall of Fame—has faithfully served the University of Tennessee for more than 40 years.

Fulmer wasted no time getting to work. Six days after taking the reins of the athletic department at his alma mater, he finalized a deal to make Jeremy Pruitt the 26th head coach in the storied history of the Tennessee football program.

Fulmer had experience in such endeavors, as in 2013 he was tabbed by the administration at ETSU to serve as “special assistant to the athletic director and advisor to football,” providing guidance and expertise as the school sought to restart its football program, which had been dormant for 10 years.

The cornerstones of Tennessee Athletics under Fulmer’s leadership are warmth, communication, trust and intensity.

- Warmth – Ensuring that we care about our student-athletes, our university, our state, our fans and our community

- Communication – Transparency in sharing our vision and goals with our various constituencies

- Trust – We will build trust with our constituencies to ensure that we weather and withstand the challenges we are certain to face.

- Intensity – We will operate with great intensity daily to be the very best at our chosen calling

Fulmer leaned on those same four pillars while leading his alma mater’s storied football program to the most dominant era in its modern history.

Fulmer’s 17 years at the helm of the Volunteers program produced a record of 152 wins and 52 losses. At the conclusion of Fulmer’s final season, he was the dean of SEC football coaches and no active coach with at least a decade in

Division I-A had a better winning percentage (.744).

Under his tutelage, the Volunteers were the first to win the Bowl Championship Series National Championship in 1998 and made five appearances in the SEC Championship game, winning it in 1997 and 1998 and also capturing SEC East titles in 1997, 1998, 2001, 2004 and 2007.

Fulmer was named SEC Coach of the Year and National Coach of the Year in 1998.

A 1972 Tennessee graduate, he starred on the offensive line during his playing career, serving as team co-captain as a senior. The Vols were 30-5 and won an SEC Championship and a Sugar Bowl during his playing career from 1969-71.

He returned to Rocky Top as an assistant coach in 1980 before being named head coach in 1992.

Fulmer built his programs by challenging and motivating his teams to victories when the pressure was highest. Among his many accolades:

- Nine Fulmer-coached squads eclipsed the 10-win mark and two others just missed with nine victories.

- Eighteen of Fulmer’s Vols earned first-team All-America honors, 70 Vols garnered first-team All-SEC acclaim and he produced 19 first-round NFL Draft selections and had a total of 101 players selected overall.

- Under Fulmer, the Vols were ranked in the national polls at game time for 169 of his 204 games as head coach.

- Tennessee posted a 44-37 record against teams ranked in the Associated Press Top-25 Poll during his tenure.

- Fulmer is one of only three coaches to produce multiple winners the Draddy Award (now known as the William V. Campbell Trophy), which recognizes the nation’s top academic and athletic student-athlete by The National Football Foundation & College Football Hall of Fame. Offensive lineman Michael Munoz and quarterback Peyton Manning both received the award under Fulmer’s tutelage.

Fulmer’s family approach in developing and guiding his young men on and off the field gave him the opportunity to mentor some of the top names in college and NFL history—including



Manning, Eric Berry, Chad Clifton, Al Wilson and Jason Witten. Fulmer's motivation was rooted in his role as a principled mentor who pushed his student-athletes to grow socially, spiritually, academically and personally, as well as athletically.

Fulmer's reputation as an ace recruiter led many analysts to praise him as one of the top head coach recruiters. His holistic approach earned recognition from his peers as he was named the second coach in history to earn the Eddie Robinson Coach of Distinction Trophy, the presidency of the American Football Coaches Association, and national, regional and conference coach of the year honors.

His induction into the 2012 National Football Foundation and College Football Hall of Fame on the first ballot was a rare accomplishment, signifying immense respect from his peers. He previously was inducted to the Tennessee Sports Hall of Fame in 2001 and the Greater Knoxville Sports Hall of Fame in 2008. He was welcomed into the Tennessee Athletics Hall of Fame in 2017.

Fulmer and his wife, Vicky, have been passionate and active supporters of several philanthropic causes. Phillip has served as the national spokesperson for The Jason Foundation, Inc., since 1998. He also serves as honorary chair of the Knoxville Alzheimer's Association Walk and sits on the Board of Trustees for the Boys & Girls Clubs of the Tennessee Valley. The annual Phillip Fulmer Golf Classic in 2001 has raised over \$1 million for Boys & Girls Clubs of the Tennessee Valley. Additionally, Vicky stands as an honorary board member with Friends of the Smokies.

Fulmer's three daughters—Courtney, Brittany and Allison—each graduated from the University of Tennessee's College of Communication & Information. Brittany and Allison also lettered as Lady Vols, competing as a diver and a softball player, respectively. His son, Phillip Jr., lives and works in White House, Tennessee.

Between his Tennessee coaching tenure and his return to UT in 2017, Fulmer also worked in business development and made motivational speaking appearances nationwide.



■ SENIOR ATHLETICS STAFF



**PHILLIP FULMER**  
DIRECTOR OF ATHLETICS



**ANGIE BOYD-KECK**  
ASSOCIATE AD  
FOR FINANCE &  
SPORT ADMINISTRATION



**ANDREW DONOVAN**  
ASSOCIATE AD  
FOR COMPLIANCE



**DAVID ELLIOTT**  
ASSOCIATE AD  
FOR EVENT MANAGEMENT



**KURT GULBRAND**  
SENIOR ASSOCIATE AD  
FOR DEVELOPMENT



**BRETT HUEBNER**  
SENIOR ASSOCIATE AD  
CHIEF FINANCIAL OFFICER



**TYLER JOHNSON**  
SENIOR ASSOCIATE AD



**JANEEN LALIK**  
SENIOR ASSOCIATE AD  
FOR STRATEGIC INITIATIVES



**JASON MCVEIGH**  
DIRECTOR OF  
SPORTS MEDICINE



**TOM SATKOWIAK**  
ASSISTANT AD  
FOR COMMUNICATIONS



**DR. JOE SCOGIN**  
SENIOR ASSOCIATE AD  
ASSISTANT PROVOST



**REID SIGMON**  
EXECUTIVE ASSOCIATE AD  
CHIEF OPERATING OFFICER



**KAYLA SMITH**  
ASSISTANT AD  
FOR STUDENT-ATHLETE  
ENGAGEMENT



**CARMON TEGANO**  
ASSOCIATE AD



**DONNA THOMAS**  
SENIOR ASSOCIATE AD  
SENIOR WOMAN  
ADMINISTRATOR/  
CHIEF OF STAFF



**DARA WORRELL**  
ASSOCIATE AD



**KEVIN ZURCHER**  
ASSISTANT AD  
FOR ATHLETIC FACILITIES  
& GROUNDS



■ EXPANDED SENIOR ATHLETICS STAFF



**JOE ARNONE**  
ASSOCIATE AD  
FOR TICKET OPERATIONS



**JONATHAN BOWLING**  
ASSOCIATE AD  
FOR FOOTBALL  
COMPLIANCE & ADMIN



**JIMMY DELANEY**  
ASSOCIATE AD  
FOR FAN EXPERIENCE & SALES



**STEVE EARLY**  
VOL NETWORK  
GENERAL MANAGER



**CONDREDGE HOLLOWAY**  
ASSISTANT AD FOR  
STUDENT-ATHLETE  
RELATIONS/LETTERMEN




**BLAKE JOHNSON**  
SENIOR DIRECTOR  
OF DEVELOPMENT



**MEGAN KAIN**  
ASSISTANT AD  
FOR DEVELOPMENT



**BOB KESLING**  
DIRECTOR OF  
BROADCASTING



**THOMAS MOATS**  
ASSISTANT AD  
FOR INFORMATION  
TECHNOLOGY



**BARRY RICE**  
ASSISTANT AD  
FOR BROADCASTING



**BRIAN RUSSELL**  
DIRECTOR OF  
ACADEMIC SUPPORT  
SERVICES



**ZACH STIPE**  
DIRECTOR OF  
FOOTBALL COMMUNICATIONS





# PLAYERS





# MICAH ABERNATHY

## DEFENSIVE BACK

# 22

SENIOR • 3L • 6-0 • 195

ATLANTA, GA. • GREATER ATLANTA CHRISTIAN H.S.

### CAREER HONORS

- Named to 2018 SEC Football Leadership Council
- Member of 2016-17 VOLeaders Academy Class
- SEC Defensive Player of the Week (9/12/16)

### 2017 - JUNIOR

- Games/Starts: 12/12
- Ranked third on the Vols with 81 tackles, while starting every game at safety
- Added one TFL and one fumble recovery during the season while also defending two passes
- Reached double digit tackles for the second time in three games with 11 against Vanderbilt (11/25)
- Made a career-high 13 tackles at Missouri (11/11)
- Recorded at least five tackles in every SEC game played.
- Made nine tackles vs. #7 UGA (9/30) and #1 Alabama (10/21)
- Collected nine tackles and recovered one fumble vs. Georgia Tech (9/4)

### 2016 - SOPHOMORE

- Games/Starts: 12/10
- Played in 12 games, starting 10 at safety, and played on special teams
- Tied for team lead with two interceptions and six passes defended, ranked second on team with 69 tackles and led team with three fumbles recovered
- Also returned six kickoffs for 123 yards (20.5-yard average) with a long of 26
- Tied for eighth in the nation and second in the SEC with three fumbles recovered
- Made three tackles and returned one kickoff for 15 yards in win over Nebraska (12/30) in 2016 Franklin American Mortgage Music City Bowl
- Had eight tackles and made second interception of career at Vanderbilt (11/26)
- Set new career highs with 12 tackle and one interception in win vs. Missouri (11/19). Intercepted pass from Drew Lock and returned it 26 yards.
- Recorded a then-career-high 10 tackles (nine solo) against Kentucky (11/12) and had one TFL
- Made two tackles, including one TFL and had one pass breakup vs. Tennessee Tech (11/5)
- Had four tackles against Alabama (10/15)
- Came off the bench at Texas A&M (10/8) and posted two solo tackles
- Recorded career-high nine tackles (four solo) and had two kick returns for 45 yards (long 23) in comeback win at #25/20 Georgia (10/1)
- Tallied three tackles (two solo) and one pass breakup in win vs. #19/16 Florida (9/24)
- Made five tackles and returned three kickoffs for 63 yards (21.0 avg) vs. Ohio (9/17)
- Named SEC Defensive Player of the Week (9/12) after recording three solo tackles and setting a new Tennessee record with three fumbles recovered against Virginia Tech (9/10) in the Pilot Flying J Battle at Bristol
- His three fumble recoveries vs. VT resulted in 14 points for the Vols. He recovered a fumble by Virginia Tech quarterback Jerod Evans at the VT 5-yard line at the beginning of the second quarter and the Vols scored on a

### CAREER STATISTICS

Defense	GP/GS	UT	AT	TT	Sack	TFL	FF	FR	PD	Int	High Tk
2015	12/0	7	2	9	0-0	0-0	0	0	2	0-0	3-NU
2016	12/10	52	17	69	0-0	3-6	0	3	6	2-26	12-MU
2017	12/12	47	34	81	0-0	1-1	0	1	2	0-0	13-MU
<b>Totals</b>	<b>36/22</b>	<b>106</b>	<b>53</b>	<b>15</b>	<b>0-0</b>	<b>4-7</b>	<b>0</b>	<b>4</b>	<b>10</b>	<b>2-26</b>	<b>13-MU</b>

Kick Returns	GP/GS	No	Yds	Avg	Per/G	TD	Long	High Yd
2015	12/0	4	69	17.3	5.8	0	27-WCU	42-VU
2016	12/10	6	123	20.5	10.3	0	26-Ohio	64-Ohio
2017	6/0	0	0	0.0	0.0	0	--	--
<b>Totals</b>	<b>30/10</b>	<b>10</b>	<b>192</b>	<b>19.2</b>	<b>8.0</b>	<b>0</b>	<b>27-WCU</b>	<b>64-Ohio</b>

### CAREER HIGHS

<b>Tackles</b>	13 at Missouri, 11/11/17
<b>Interceptions</b>	1 (2x) vs. Missouri, 11/19/16, at Vanderbilt, 11/26/16
<b>Fumbles Recovered</b>	3 vs. Virginia Tech, 9/10/16 (School Record)
<b>Passes Defended</b>	2 vs. Missouri, 11/19/16
<b>Kickoff Returns</b>	3 (2x) vs. Vanderbilt, 11/28/15, vs. Ohio, 9/17/16
<b>Kickoff Return Yards</b>	63 vs. Ohio, 9/17/16

### CAREER GAME-BY-GAME

2015 Opp.	U-A-T, Other/KR	2016 Opp.	U-A-T, Other/KR
vs. B. Green	1-0-1, pbu	App State	7-1-8, 1-1 tfl, 1 pbu
Oklahoma	0-0-0	vs. V. Tech	3-0-3, 3 FR
W. Carolina	0-1-1 / 1-27 KR	Ohio	3-2-5 / 3-63-0 KR, 26
at Florida	DNP	Florida	2-1-3, 1 pbu
Arkansas	0-0-0	at Georgia	4-5-9 / 2-45-0 KR, 23
Georgia	0-0-0	at Texas A&M	2-0-2
at Alabama	0-0-0	Alabama	4-0-4
at Kentucky	1-0-1, pbu	Tenn Tech	2-0-2, 1-1 tfl, 1 pbu
So. Carolina	0-0-0	Kentucky	9-1-10, 1-4 tfl
No. Texas	1-0-1	Missouri	7-5-12, 1-26 int, 1 pbu
at Missouri	1-0-1	at Vanderbilt	8-0-8, 1-0 int
Vanderbilt	1-0-1 / 3-42-0, 26	vs. Nebraska	1-2-3
Northwestern	2-1-3		

2017 Opp.	U-A-T, Other/KR
Georgia Tech	3-6-9, 1 fr
Indiana State	0-0-0, 1 pd
at Florida	4-3-7
UMass	3-0-3, 1 pbu
Georgia	7-2-9, 1 qbh
South Carolina	4-2-6
at Alabama	6-3-9
at Kentucky	2-3-5, 1-1 tfl
Southern Miss	3-2-5
at Missouri	11-2-13
LSU	0-4-4
Vanderbilt	4-7-11

TD pass from Joshua Dobbs to Jauan Jennings on the ensuing possession to pull to within 14-7. Abernathy's second fumble recovery was early in the fourth quarter and halted a 10-play, 45-yard Virginia Tech drive. On the Vols' following possession, Abernathy recovered a VT fumble while playing punt coverage, grabbing the loose ball at the VT 43-yard line. Tennessee turned his third fumble recovery into a 27-yard Dobbs TD run and a 38-17



Tennessee lead.

- Made first career start and recorded career-highs of eight tackles and one TFL vs. Appalachian State (9/1)

## 2015 - FRESHMAN

- Games/Starts: 12/0
- True freshman defensive back, seeing time at nickelback
- Contributor on special teams, blocking for Evan Berry and reserve kickoff return man
- Had his black stripe removed on Aug. 25
- Played in 12 games in 2015, making nine tackles
- Returned four kickoffs for 69 yards on the season
- Career-best three tackles in late action in Outback Bowl win over Northwestern (1/1)
- Had three kickoff returns for 42 yards in win vs. Vanderbilt (11/28), also made one tackle on defense
- First kickoff return came vs. Western Carolina (9/19) for 27 yards
- One of 15 true freshman to make college debut vs. Bowling Green (9/5), made first college tackle

## HIGH SCHOOL

- Lettered at Greater Atlanta Christian School in Norcross, Ga., for coach Tim Hardy
- 247 Sports: 4-star (No. 24 CB, No. 28 prospect in Georgia)
- ESPN: 4-star (No. 7 CB, No. 12 prospect in Georgia)
- Rivals: 3-star (No. 52 safety, No. 36 prospect in Georgia)
- Scout: 4-star (No. 34 CB, No. 2 CB in Georgia)
- Selected to 2015 Under Armour All-America Game, becoming first from GAC to play in the game

• Member of ESPN 300

- Played both cornerback and running back in high school
- Named 2014 Atlanta Journal-Constitution Offensive Player of the Year
- Honored as 2014 Gwinnett Daily Post Offensive Player of the Year
- First-team all-county as a junior and senior
- Leading rusher in Gwinnett County in 2014 with 1,526 yards and 20 rushing touchdowns
- Helped Spartans to a 14-1 record and berth in Georgia State Championship Game as a senior in 2014
- During Spartans' run in the 2014 playoffs, he ran for 833 yards and 12 touchdowns in five games
- Ran for 186 yards and two scores in state title game
- Posted 41 tackles in the secondary as a senior in 2014
- First team all-state by Associated Press in 2013
- Named honorable mention all-state by Atlanta Journal-Constitution as a junior
- As a junior in 2013, gained 2,003 all-purpose yards and scored 22 total touchdowns

## PERSONAL

- Full Name: Micah Alexander Abernathy
- Born: Feb. 10, 1997
- Son of Annette and Ralph David Abernathy III
- Brother of Ralph David Abernathy IV, who played for Volunteers in 2015
- Grandfather Ralph David Abernathy Sr., was a leader of the American Civil Rights Movement and close associate of Martin Luther King Jr.



# TERRELL BAILEY

## DEFENSIVE BACK

36

R-FRESHMAN • RS • 5-11 • 186  
HARVEY, LA. • JOHN EHRET H.S.

## 2017 - FRESHMAN

- Did not appear in any games

## HIGH SCHOOL

- Attended John Ehret High School in Harvey, LA., playing for coach Corey Lambert
- ESPN: 3-star (79 grade, No. 31 outside linebacker, No. 212 in Southeast region, No. 52 prospect in Georgia)
- Scout: 4-star (No. 35 outside linebacker, No. 15 outside linebacker in South region, No. 8 defensive end in Georgia)
- Was named to 2016 LSWA All-State Class 5A Football

Honorable Mention

- Was named to The Advocate's Super Dozen Second Dozen for top recruits in Class of 2017
- As a junior in 2015, helped lead John Ehret to Louisiana 5A State Championship Game

## PERSONAL

- Full Name: Terrell Blake Bailey
- Son of Felicia Bailey and Marlon Winchester
- Has two siblings, Derrick and Deja



# PAUL BAIN

## DEFENSIVE LINE

97

R-SENIOR • 2L • 6-2 • 292  
POWDER SPRINGS, GA. • HILLGROVE H.S. • TUSCULUM

## 2017 - R-JUNIOR

- Games/Starts: 3/0
- Blocked a game-winning field goal attempt against Georgia Tech as time expired in UT's season-opening win over Georgia Tech in the Chick-fil-A Kickoff Game (9/4)

## CAREER STATISTICS

Defense	GP/GS	UT	AT	TT	Sack	TFL	FF	FR	QBH	BLK	High	Tk
2014	DNP - Redshirt Season at Tusculum College											
2015	DNP											
2016	2/0	1	1	2	0-0	0.5-2	0	0	1	0	2	TTU
2017	3/0	0	0	0	0-0	0-0	0	0	0	1	--	--
<b>Totals</b>	<b>5/0</b>	<b>1</b>	<b>1</b>	<b>2</b>	<b>0-0</b>	<b>0.5-2</b>	<b>0</b>	<b>0</b>	<b>1</b>	<b>1</b>	<b>2</b>	<b>TTU</b>

## PLAYERS

### 2016 - R-SOPHOMORE

- Games/Starts: 2/0
- Played in Vols' win over Nebraska in the 2016 Franklin American Mortgage Music City Bowl (12/30)
- Made career debut vs. Tennessee Tech (11/5), recording two tackles (one solo), 0.5 TFL and one QB hurry

### 2015 - R-FRESHMAN

- Did not play in any games in first season with Vols after transferring from Division II Tusculum College
- Had black stripe removed on Aug. 31

### 2014 - FRESHMAN AT TUSCULUM

- Redshirt season at Tusculum College in Greeneville Tenn.



# DILLON BATES

## LINEBACKER

17

R-SENIOR • 3L • 6-3 • 229

PONTE VEDRA BEACH, FLA. • PONTE VEDRA H.S.

### CAREER HONORS

- 2017 SEC Academic Honor Roll
- 2014-15 SEC First-Year Academic Honor Roll

### 2017 - R-JUNIOR

- Games/Starts: 10/0
- Backup linebacker who played primarily on special teams
- Made two tackles at No. 24 Florida (9/16), including a solo tackle on special teams

### 2016 - R-SOPHOMORE

- Games/Starts: 13/0
- Played primarily on special teams cover units and the field goal/extra point block packages
- Made one tackle in win over Nebraska (12/30) in 2016 Franklin American Mortgage Music City Bowl
- Recovered a fumble by Missouri's (11/19) Josh Augusta on a 4th-and-1 attempt, halting a MU drive at the Tennessee 28
- Recorded one tackle against Tennessee Tech (11/5)
- Had one tackle and one fumble recovery in win over Florida (9/24). Recovered fumble by Florida's Antonio Callaway at the Gators' 2-yard line on a punt return in the first quarter

### 2015 - R-FRESHMAN

- Games/Starts: 13/0
- Returned from injury-shortened freshman season and played in all 13 games on special teams and as a reserve linebacker

### 2014 - FRESHMAN

- Games/Starts: 4/0
- Suffered season ending injury due to torn labrum, received redshirt season from NCAA
- Backup WILL linebacker as a true freshman, played in four games, making six tackles
- Two stops vs. Arkansas State (9/6) in game his dad Bill was honored as VFL Legend of the Game
- Made three tackles vs. Utah State (8/31) in college debut

### HIGH SCHOOL

- Four-year letterman at Ponte Vedra High School in Florida for coach Mike Lloyd

### CAREER HIGHS

<b>Tackles</b>	2 vs. Tennessee Tech, 11/5/16
<b>Tackles for Loss</b>	0.5 vs. Tennessee Tech, 11/5/16
<b>Quarterback Hurries</b>	1 vs. Tennessee Tech, 11/5/16
<b>Blocks</b>	1 vs. Georgia Tech 9/4/17

### HIGH SCHOOL

- Graduated from Hillgrove High School in Powder Springs, Ga.

### PERSONAL

- Full Name: Joshua Paul Bain
- Born: Oct. 4, 1995
- Majoring in Communication Studies

### CAREER STATISTICS

Defense	GP/GS	UT	AT	TT	Sack	TFL	FF	FR	QBH	Int	High Tk
2014	4/0	3	3	6	0-0	0-0	0	0	0	0	3-USU
2015	13/0	0	0	0	0-0	0-0	0	0	0	0	--
2016	13/0	1	2	3	0-0	0-0	0	2	0	0	1-3x
2017	10/0	4	2	6	0-0	0-0	0	0	0	0	2-UF/AL
<b>Totals</b>	<b>40/0</b>	<b>8</b>	<b>7</b>	<b>15</b>	<b>0-0</b>	<b>0-0</b>	<b>0</b>	<b>2</b>	<b>0</b>	<b>0</b>	<b>3-USU</b>

### CAREER HIGHS

<b>Tackles</b>	3 vs. Utah State, 8/31/14
<b>Fumbles Recovered</b>	1 vs. Florida, 9/24/16, vs. Missouri, 11/19/16

- 247 Sports: 4-star (No. 97 national prospect, No. 7 outside linebacker, No. 15 prospect in Fla.)
- ESPN: 4-star (No. 104 national prospect, No. 4 outside linebacker, No. 16 prospect in Fla.)
- Rivals: 4-star (No. 67 national prospect, No. 3 outside linebacker, No. 10 prospect in Fla.)
- Scout: 4-star (No. 18 outside linebacker)
- Selected to play in 2013 Under Armour All-America High School Football Game
- Associated Press Class 5A All-State Team as a senior
- Florida Times-Union Super 24, the top recruits of 2013
- All-First Coast Team in 2013
- 2013 Florida Times-Union Super 11 selection
- 81 total tackles and 55 solo tackles in his senior campaign
- Credited with more than 300 tackles and 180 solo tackles in his high school career

### PERSONAL

- Full Name: Dillon Timothy Bates
- Born: July 5, 1995
- Son of Denise and Bill Bates
- Father, Bill, was a standout safety for UT and played in the NFL for the Dallas Cowboys for 15 seasons from 1983-97 winning three Super Bowl titles
- Majoring in Recreation and Sport Management





# KIVON BENNETT

## DEFENSIVE LINE

### 95

SOPHOMORE • 1L • 6-2 • 266

FORT LAUDERDALE, FLA. • ST. THOMAS AQUINAS H.S.

### 2017 - FRESHMAN

- Games/Starts: 4/0
- Recorded his first tackle as a Vol and only tackle of the season at Missouri on Nov. 11
- Saw playing time in his first SEC game on Oct. 21 at Alabama
- Made his first collegiate appearance in the home opener vs. Indiana State on Sept. 9, entering the game off the bench

### HIGH SCHOOL

- Attended St. Thomas Aquinas High School in Fort Lauderdale, Fla., playing for coach Roger Harriott
- ESPN: 4-star (80 grade, No. 35 defensive tackle, No. 197 in Southeast region, No. 67 prospect in Florida)
- Rivals: 4-star (No. 16 defensive tackle, No. 53 prospect in Florida)

- Helped St. Thomas Aquinas win its third consecutive state title in 2016, recording 31 tackles, three sacks and eight hurries as a senior
- As a junior in 2015, had 31 tackles and five sacks
- Earned MVP honors in the GEICO State Champions Bowl Series while helping St. Thomas Aquinas defeat Bingham (Utah), 33-25, at the Ford Center in Frisco, Texas. Recorded two forced fumbles, three tackles for loss and one sack.

### PERSONAL

- Full Name: Kivon Bennett
- Born on Jan. 28, 1999
- Son of Cornelius and Kimberly Bennett
- Father Cornelius Bennett was the No. 2 overall pick in the 1987 NFL Draft by the Indianapolis Colts and starred at linebacker in the NFL from 1987-2000.



# DANIEL BITULI

## LINEBACKER

### 35

JUNIOR • 2L • 6-3 • 244

ANTIOCH, TENN. • NASHVILLE CHRISTIAN SCHOOL

### 2017 - SOPHOMORE

- Games/Starts: 12/8
- Led Vols with 90 tackles, playing primarily at the MIKE linebacker position
- Finished ninth in the SEC in tackles per game (7.5)
- Added 3.0 TFLs and three passes defended
- Capped the season with 12 tackles versus Vanderbilt (11/25)
- Finished with eight tackles and 1.0 TFLs against LSU (11/18)
- Tallied seven tackles and a half-tackle for loss at Missouri (11/11)
- Intercepted a pass from No. 1 Alabama's Tua Tagovailoa and returned it 97 yards for a touchdown with 6:03 left in the third quarter (10/21)
- Finished with nine tackles versus the Crimson Tide
- Totaled eight tackles versus Georgia (9/30)
- Posted a career-high 23 tackles against Georgia Tech (9/4), tying for the eighth-most tackles in a single game in UT history and the most by a Power 5 player in 2017

### 2016 - FRESHMAN

- Games/Starts: 9/0
- Key contributor on special teams units
- Recorded a career-high five tackles (four solo) at Vanderbilt (11/26)
- Made two tackles against Tennessee Tech (11/5)
- Had one tackle in win at Georgia (10/1)
- Made first tackle of career vs. Florida (9/24)

### CAREER STATISTICS

Defense	GP/GS	UT	AT	TT	Sack	TFL	FF	FR	PD	Int	High Tk
2016	9/0	7	2	9	0-0	0-0	0	0	0	0	5-VU
2017	12/8	44	46	90	0-0	3-6	1	0	3	1-97	23-GT
<b>Totals</b>	<b>21/8</b>	<b>51</b>	<b>48</b>	<b>99</b>	<b>0-0</b>	<b>3-6</b>	<b>1</b>	<b>0</b>	<b>3</b>	<b>1-97</b>	<b>23-GT</b>

### CAREER HIGHS

<b>Tackles</b>	23 vs. Georgia Tech, 9/4/17
<b>Fumbles Forced</b>	1 vs. Georgia Tech, 9/4/17
<b>Interceptions</b>	1 at Alabama, 10/21/17
<b>INT Returned For TD</b>	1 at Alabama, 10/21/17

### CAREER GAME-BY-GAME

2017 Opp.	U-A-T, Other
vs. Georgia Tech	10-13-23, 1 ff
Indiana State	3-2-5, 1 tfl
at Florida,	2-3-5, 0.5-2 tfl
UMass	3-2-5
Georgia	3-5-8
South Carolina	2-0-2
at Alabama	3-6-9, 1 int (97 yds), 1 td, 1 qbh
at Kentucky	1-1-2, 1 pbu
Southern Miss	1-3-4, 1 pbu
at Missouri	3-4-7, -5-2 tfl
LSU	4-4-8, 1-1 tfl
Vanderbilt	7-5-12

**PROSPECT RANKINGS**

- 247 Sports: 4-star (No. 15 OLB, No. 3 prospect in TN)
- ESPN: 4-star (No. 18 OLB, No. 7 prospect in Tennessee)
- Rivals: 4-star (No. 8 ILB, No. 1 prospect in Tennessee)
- Scout: 4-star (No. 12 OLB, No. 1 OLB in Tennessee)

**HIGH SCHOOL**

- Lettered at Nashville Christian School in Nashville for coach Jeff Brothers
- PrepStar 150 Dream Team
- Member of ESPN 300
- Named 2015 Class 1A Mr. Football Lineman of the Year in Tennessee
- Two-time Tennessean All-Midstate selection as a senior and junior
- Helped Eagles to 2015 Class 1A State BlueCross Bowl Championship, first state title in school history
- As a senior, racked up 89 tackles including 20 tackles for loss and 10.5 sacks

**JA'QUAIN BLAKELY****TIGHT END/RUNNING BACK****48**

R-SOPHOMORE • 1L • 6-2 • 260  
 MOULTRIE, GA. • COLQUITT COUNTY H.S.

**2017 - REDSHIRT FRESHMAN**

- Games/Starts: 9/0
- Finished 2017 with two unassisted tackles through nine games
- Saw action in five SEC games
- Recorded the first two tackles of his career vs. Georgia on Sept. 30
- Made his first collegiate appearance in the season opening Chick-fil-A Kickoff Game vs. Georgia Tech on Sept. 4

**2016 - FRESHMAN**

- Did not play in any games

**PROSPECT RANKINGS**

- 247 Sports: 3-star (No. 39 OLB No. 49 prospect in Georgia)
- ESPN: 3-star (No. 56 OLB No. 87 prospect in Georgia)
- Rivals: 4-star (No. 10 ILB No. 26 prospect in Georgia)
- Scout: 3-star (No. 55 OLB, No. 4 OLB in Georgia)

**HIGH SCHOOL**

- Lettered at Colquitt County High School in Moultrie, Ga., for coach Rush Propst
- PrepStar All-Southeast Region selection
- Helped Packers to a perfect 15-0 record and their second consecutive Georgia state championship in 2015
- As a senior in 2015, posted 47 tackles with four tackles for loss and two sacks
- Also had three fumble recoveries and two forced fumbles
- As a junior in 2014, had 48 tackles with five tackles for loss, two sacks and a fumble recovery
- Packers won 2014 Georgia state title with a 15-0 record

- Also recovered six fumbles, forced two fumbles and had an interception return for a touchdown
- Scored 10 touchdowns, seven rushing, one receiving, one interception return and one fumble return
- Rushed 15 times for 283 yards with seven touchdowns in 2015
- As a junior in 2014, had 61 tackles with 3.5 sacks, two forced fumble, two fumble recoveries and an interception
- Also rushed for 619 yards on 90 carries with a touchdown in 2014

**PERSONAL**

- Full Name: Daniel Ndjoli Bituli
- Last name pronounced bih-too-LEE
- Born: Dec. 27, 1997
- Son of Nikki and Patrice Bituli, who hail from Nigeria

**CAREER STATISTICS**

Defense	GP/GS	UT	AT	TT	Sack	TFL	FF	FR	PD	Int	High Tk
2017	9/0	2	0	2	0-0	0-0	0	0	0	0	2-UGA
<b>Totals</b>	<b>9/0</b>	<b>2</b>	<b>0</b>	<b>2</b>	<b>0-0</b>	<b>0-0</b>	<b>0</b>	<b>0</b>	<b>0</b>	<b>0</b>	<b>2-UGA</b>

**CAREER HIGHS**

<b>Tackles</b>	2 vs. Georgia, 9/30/17
----------------	------------------------

**CAREER GAME-BY-GAME**

2017 Opp.	U-A-T, Other
vs. Georgia Tech	0-0-0
Indiana State	0-0-0
at Florida	0-0-0
UMass	0-0-0
Georgia	2-0-2
South Carolina	0-0-0
at Alabama	0-0-0
at Kentucky	0-0-0
Southern Miss	0-0-0
at Missouri	DNP
LSU	DNP
Vanderbilt	DNP

**PERSONAL**

- Full Name: Ja'Quain Jerome Blakely
- First name pronounced juh-QUAIN
- Born: Oct. 15, 1997
- Son of Jackie Hightower and Jerome Blakely
- Majoring in Recreation & Sport Management



# DEVANTE BROOKS

## OFFENSIVE LINE

**77**

R-SOPHOMORE • 1L • 6-5 • 292

BOWIE, MD. • ST. JOHN'S COLLEGE (D.C.) H.S.

### 2017 - REDSHIRT FRESHMAN

- Games/Starts: 4/4
- Converted tight end who started the final four games of the season at right tackle

### 2016 - FRESHMAN

- Did not play in any games
- Started season as a tight end before switching positions to offensive line

### PROSPECT RANKINGS

- 247 Sports: 3-star (No. 35 tight end, No. 5 prospect in Washington D.C.)
- ESPN: 3-star (No. 14 tight end, No. 5 prospect in Washington D.C.)
- Rivals: 3-star (No. 7 prospect in Washington D.C.)

- Scout: 3-sQatar (No. 34 tight end, No. 1 tight end in Washington D.C.)

### HIGH SCHOOL

- Attended St. John's College High School in Washington, D.C., playing for coach Joe Patterson
- Invited to 2016 Under Armour All-American Game
- PrepStar Top All-American in 2016
- Missed both his senior and junior seasons after suffering a torn ACL on two different occasions

### PERSONAL

- Full Name: Devante Darnell Brooks
- Born: Jan. 14, 1997
- Son of Nicole and Stephen Brooks



# JAMES BROWN

## TIGHT END

**84**

R-FRESHMAN • RS • 6-3 • 229

ORLANDO, FLA. • JONES H.S.

### 2017 - FRESHMAN

- Did not appear in any games

### HIGH SCHOOL

- Attended Jones High School in Orlando, Fla., playing for coach Elijah Williams
- ESPN: 3-star (74 grade, No. 22 tight end, No. 507 in Southeast region, No. 190 prospect in Florida)
- Scout: 3-star (No. 50 tight end, No. 12 tight end in South region, No. 4 tight end in Florida)
- Is a former quarterback who changed position to tight end

- As a senior in 2016, had 11 catches for 201 yards and four touchdowns, rushed for 170 yards and three touchdowns on 15 carries and threw for 135 yards and three touchdowns on 16-of-19 passing
- Helped lead the Tigers to a 10-2 season in 2016 and the second round of the state playoffs

### PERSONAL

- Full Name: James L. Brown
- Son of James Brown III and Phedre Brown



# BAYLEN BUCHANAN

## DEFENSIVE BACK

**28**

JUNIOR • 2L • 5-11 • 193

LAWRENCEVILLE, GA. • PEACHTREE RIDGE H.S.

### 2017 - SOPHOMORE

- Games/Starts: 6/0
- Made three tackles, two solo, vs. Vanderbilt in the season finale (11/25)
- Made first tackle of the season at No. 1 Alabama (10/21)

### 2016 - FRESHMAN

- Games/Starts: 13/1
- Had three tackles against Tennessee Tech (11/5)
- Made first career start at right CB at South Carolina (10/29)
- Tallied career-high eight tackles (six solo) against Alabama (10/15)

### CAREER STATISTICS

Defense	GP/GS	UT	AT	TT	Sack	TFL	FF	FR	PD	Int	High Tk
2016	13/1	17	3	20	0-0	0-0	0	0	1	0-0	8-UA
2017	6/0	3	1	4	0-0	0-0	0	0	0	0-0	3-VU
<b>Totals</b>	<b>19/1</b>	<b>20</b>	<b>4</b>	<b>24</b>	<b>0-0</b>	<b>0-0</b>	<b>0</b>	<b>0</b>	<b>1</b>	<b>0-0</b>	<b>8-UA</b>

### CAREER HIGHS

<b>Tackles</b>	8 vs. Alabama, 10/15/16
<b>Passes Defended</b>	1 vs. Ohio, 9/17/16



- Recorded one solo tackle in action off the bench at Texas A&M (10/8)
- Came off the bench vs. Florida (9/24) and made three solo tackles
- Saw extended playing time in vs. Ohio (9/17) after Cameron Sutton exited the game due to injury, posting career highs of five tackles (four solo) and one pass breakup
- Made collegiate debut vs. Appalachian State (9/1)

**PROSPECT RANKINGS**

- 247 Sports: 3-star (No. 60 CB, No. 64 prospect in Georgia)
- ESPN: 3-star (No. 64 CB, No. 93 prospect in Georgia)
- Rivals: 3-star (No. 41 CB, No. 38 prospect in Georgia)
- Scout: 3-star (No. 54 CB, No. 4 CB in Georgia)

**HIGH SCHOOL**

- Lettered at Peachtree Ridge High School in Suwanee, Ga., for coach Mark Fleetwood
- PrepStar All-Southeast Region selection
- Totaled 32 tackles, two interceptions and one fumble recovery as a senior in 2015
- As a junior in 2014, had 33 tackles with an interception and fumble recovery

**PERSONAL**

- Full Name: Baylen Avery Buchanan
- Born: June 19, 1998
- Son of Sheree and Ray Buchanan
- Father Ray starred at Louisville and played in the NFL with Indianapolis Colts, Atlanta Falcons and Oakland Raiders, earning All-Pro honors twice in 1994 and 1998
- Majoring in Kinesiology



# LATRELL BUMPHUS

**TIGHT END**

88

SOPHOMORE • 1L • 6-3 • 263  
SAVANNAH, TENN. • HARDIN COUNTY H.S.

**2017 - FRESHMAN**

- Games/Starts: 10/0
- Went on to appear in nine more games off the bench for UT as a freshman
- Appeared in his first collegiate game on Sept. 9 in the home opener vs. Indiana State

**HIGH SCHOOL**

- Attended Hardin County High School in Savannah, Tenn., playing for coach Matt Smith
- ESPN: 4-star (No. 263 overall, No. 18 athlete, No. 10 prospect in Tennessee)

- 247 Sports: 3-star (No. 26 DE, No. 12 prospect in Tennessee)
- Rivals: 4-star (No. 14 DE, No. 10 prospect in Tennessee)
- Scout: 3-star (No. 20 TE, No. 1 TE in Tennessee)
- Attended The Opening Regionals 2016

**PERSONAL**

- Full Name: LaTrell Bumphus
- Born: September 30, 1999
- Son of Keith and Melissa Bumphus



# MATTHEW BUTLER

**DEFENSIVE LINE**

56

SOPHOMORE • 1L • 6-4 • 276  
RALEIGH, N.C. • GARNER SENIOR H.S.

**CAREER HONORS**

- Member of the 2018-19 VOLeaders Academy Class

**2017 - FRESHMAN**

- Games/Starts: 8/0
- Tallied a career-high two tackles at Mizzou on Nov. 11
- Recorded his second tackle of the season and his first in SEC play vs. Georgia on Sept. 30
- Made his first tackle, a three-yard TFL, as a Vol in his first collegiate appearance on Sept. 9 vs. Indiana State

**HIGH SCHOOL**

- Attended Garner Senior High School in Garner, N.C., playing for coach Thurman Leach
- 247 Sports: 4-star (No. 455 overall prospect, No. 36 strongside defensive end, No. 12 prospect in North Carolina)
- Rivals: 3-star (No. 14 strongside defensive end, No. 12 prospect in North Carolina)

**CAREER STATISTICS**

Defense	GP/GS	UT	AT	TT	Sack	TFL	FF	FR	PD	Int	High Tk
2017	8/0	3	1	4	0-0	1-3	0	0	0	0	2-MIZ
<b>Totals</b>	<b>8/0</b>	<b>3</b>	<b>1</b>	<b>4</b>	<b>0-0</b>	<b>1-3</b>	<b>0</b>	<b>0</b>	<b>0</b>	<b>0</b>	<b>2-MIZ</b>

**CAREER HIGHS**

**Tackles** 2 at Mizzou, 11/11/17

- Scout: 3-star (No. 33 defensive tackle, No. 10 defensive tackle in the South region, No. 1 defensive tackle in North Carolina)
- As a senior in 2016, helped lead Trojans to a 12-2 record and the 4AA East Regional Semifinals and had 96 tackles, including 44 for loss, 26 sacks and 36 hurries
- Was named to 2016 N.C. Associated Press All-State 4A Team
- Starred in the Shrine Bowl of the Carolinas



- As a junior in 2015, posted 65 tackles, 20 tackles for loss, 10 sacks, and caught 10 passes for 175 yards and four touchdowns

## PERSONAL

- Full Name: Matthew Edward Butler
- Son of Phillip and Madelyn Butler
- Siblings: Phylcia and Theo
- Majoring in Political Science



# TYLER BYRD

## WIDE RECEIVER

**10**

JUNIOR • 2L • 5-11 • 200  
NAPLES, FLA. • NAPLES H.S.

### 2017 - SOPHOMORE

- Games/Starts: 11/0
- Made two catches for 21 yards and caught his first-career TD, which turned out to be the game-winner in victory over UMass (9/23)

### 2016 - FRESHMAN

- Games/Starts: 13/0
- Had one rush for nine yards and one kick return for 34 yards against Nebraska in the Franklin American Mortgage Music City Bowl (12/30)
- Returned three kickoffs for 99 yards (33.0 average) at Vanderbilt (11/26), including a career-long of 67.
- Against Missouri (11/19), posted two catches for eight yards, two rushes for 24 yards (career-long 22-yard run) and two kick returns for 43 (long of 24)
- Made a career-long 44-yard catch vs. Kentucky (11/12) and returned two kickoffs for 31 yards
- Caught three passes for a career-high 60 yards and rushed twice for 11 yards against Texas A&M (10/8). With 1:49 remaining in the fourth quarter and Tennessee down 35-28, caught a pass from Joshua Dobbs over the middle, spun out of a tackle and turned up field for a 43-yard gain that set the Vols up for the tying score.
- Had three catches for 40 yards in comeback win vs. Florida (9/24) with all three receptions resulting in first downs
- First career reception was a four-yard pass from Joshua Dobbs in second quarter vs. Ohio (9/17)
- Made collegiate debut vs. Appalachian State (9/1), coming off the bench

### PROSPECT RANKINGS

- 247 Sports: 4-star (No. 86 overall prospect, No. 9 CB, No. 12 prospect in Florida)
- ESPN: 4-star (No. 35 overall prospect, No. 1 athlete, No. 8 prospect in Florida)
- Rivals: 4-star (No. 75 overall prospect, No. 7 CB, No. 36 prospect in Florida)
- Scout: 4-star (No. 20 CB, No. 4 CB in Florida)

## CAREER GAME-BY-GAME

2017 Opp.	U-A-T, Other
vs. Georgia Tech	DNP
Indiana State	1-0-1, 1-3 tfl
at Florida	DNP
UMass	DNP
Georgia	1-0-1
South Carolina	0-0-0
at Alabama	0-0-0
at Kentucky	DNP
Southern Miss	0-0-0
at Missouri	1-1-2
LSU	0-0-0
Vanderbilt	0-0-0

## CAREER STATISTICS

Receiving	GP/GS	No	Yds	Avg	Per/G	TD	Long	High Yd
2016	13/0	15	209	13.9	16.1	0	44-UK	60-TAMU
2017	11/0	3	27	9.0	2.5	1	13-UMa	21-UMa
<b>Totals</b>	<b>24/0</b>	<b>18</b>	<b>236</b>	<b>13.1</b>	<b>9.8</b>	<b>1</b>	<b>44-UK</b>	<b>60-TAMU</b>

Rushing	GP/GS	No	Yds	Avg	Per/G	TD	Long	High Yd
2016	13/0	8	63	7.9	4.8	0	22-MU	24-MU
2017	11/0	2	19	9.5	1.7	0	15-UMa	15-UMa
<b>Totals</b>	<b>23/0</b>	<b>10</b>	<b>82</b>	<b>8.2</b>	<b>3.4</b>	<b>0</b>	<b>22-MU</b>	<b>24-MU</b>

Kick Return	GP/GS	No	Yds	Avg	Per/G	TD	Long	High Yd
2016	13/0	10	263	26.3	20.2	0	67-VU	99-VU
2017	10/0	1	8	8.0	0.7	0	8-MU	8-MU
<b>Totals</b>	<b>23/0</b>	<b>11</b>	<b>271</b>	<b>24.6</b>	<b>11.3</b>	<b>0</b>	<b>67-VU</b>	<b>99-VU</b>

## CAREER HIGHS

<b>Receptions</b>	3 vs. Florida, 9/24/16, at Texas A&M, 10/8/16
<b>Receiving Yards</b>	60 at Texas A&M, 10/8/16
<b>Receiving Touchdowns</b>	1 vs. UMass, 9/23/17
<b>Long Reception</b>	44 vs. Kentucky, 11/12/16
<b>Rushing Attempts</b>	2 at Texas A&M, 10/8/16, vs. Missouri, 11/19/16
<b>Rushing Yards</b>	24 vs. Missouri, 11/19/16
<b>Long Rush</b>	22 vs. Missouri, 11/19/16
<b>Kick Return Total Yards</b>	99 at Vanderbilt, 11/26/16
<b>Long Kick Return</b>	67 at Vanderbilt, 11/26/16
<b>All-Purpose Yards</b>	99 at Vanderbilt, 11/26/16

## CAREER GAME-BY-GAME

2016 Opp.	Rec-Yards-TD, Lg, Other
App State	0-0-0
vs. V Tech	0-0-0, 1-5-0 rushing
Ohio	2-15-0, 11
Florida	3-40-0, 15
at Georgia	1-4-0, 4
at Texas A&M	3-60-0, 43, 2-11-0 rushing
Alabama	1-1-0, 1-6-0 rushing, 1-25-0 KR
at S. Carolina	1-8-0 rushing
Tenn. Tech	2-37-0, 33, 1-31-0 KR
Kentucky	1-44-0, 44, 2-31-0 KR
Missouri	2-8-0, 10, 2-24-0, 22 rushing, 2-43-0, 24, KR
at Vanderbilt	0-0-0, 3-99-0, 67 KR
vs. Nebraska	0-0-0, 1-9-0 rushing, 1-34-0 KR

**HIGH SCHOOL**

- Lettered at Naples High School in Naples, Florida for coach Bill Kramer
- In 2016 U.S. Army All-American Bowl, blocked an extra point and returned it for two points and intercepted a pass
- Broxson Award winner as the Naples Daily News Player of the Year in 2015
- Member of 2015 All-USA All-Florida First Team
- Named to 2015 All-State Class 6A First-Team
- Played both wide receiver and cornerback
- As a senior in 2015, made 41 tackles, had one interception and five passes defended as opponents rarely threw into his coverage
- Caught 36 passes for 641 yards with nine receiving touchdowns as a senior
- As a junior in 2014, had two interceptions and four passes defended; also had 10 catches for 228 yards and three receiving touchdowns.



# K'ROJHN CALBERT

## OFFENSIVE LINE

74

R-FRESHMAN • RS • 6-5 • 327  
 McMINNVILLE, TENN. • WARREN COUNTY SENIOR H.S.

**2017 - FRESHMAN**

- Did not appear in any games after suffering a season-ending injury in the preseason

**HIGH SCHOOL**

- Attended Warren County High School in McMinnville, Tenn., playing for coach Tom Moore
- ESPN: 3-star (No. 45 offensive tackle, No. 12 prospect in Tennessee)
- 247 Sports: 3-star (No. 62 offensive tackle, No. 20 prospect in Tennessee)



# MARQUEZ CALLAWAY

## WIDE RECEIVER

1

JUNIOR • 2L • 6-2 • 200  
 WARNER ROBINS, GA. • WARNER ROBINS H.S.

**CAREER HONORS**

- Member of the 2017-18 VOLeaders Academy Class
- Named to PFF SEC & Nat'l Team of the Week (9/5/17)

**2017 - SOPHOMORE**

- Games/Starts: 11/10
- Led Vols with five touchdown catches, while tying for third with 24 receptions and second with 406 yards
- Finished eighth in the SEC in yards per catch (16.9)
- Ended the season ranked fourth in the SEC in punt return average (8.4)
- Made three catches for 16 yards and a touchdown in a loss to Vanderbilt (11/25)
- Caught two passes for 72 yards, including a 46-yard TD catch in loss to No. 20 LSU (11/18)
- Led UT with 53 receiving yards on two catches in win over Southern Miss (11/4)
- Made two catches for 16 yards at Kentucky (10/28)
- Tied a career high with four catches for 37 yards in loss

**CAREER GAME-BY-GAME**

2017 Opp.	Rec-Yards-TD, Lg, Other
vs. Georgia Tech	0-0-0
Indiana State	DNP
at Florida	0-0-0
UMass	2-21-1, 13, 1-15-0 rushing
Georgia	0-0-0
South Carolina	0-0-0
at Alabama	0-0-0
at Kentucky	0-0-0, 1-4-0 rushing
Southern Miss	1-6-0, 6
at Missouri	0-0-0, 1-8-0 KR
LSU	0-0-0
Vanderbilt	0-0-0

**PERSONAL**

- Full Name: Tyler Jarnell Byrd
- Born: Sept. 30, 1996
- Son of Charlie Byrd and Shirley Williams
- Majoring in Communication Studies

- Rivals: 3-star (No. 75 offensive tackle, No. 23 prospect in Tennessee)
- Scout: 3-star (No. 57 offensive tackle, No. 3 offensive tackle in Tennessee)
- Named to 2016 TSWA Class 6A All-State team
- Played both football and basketball

**PERSONAL**

- Full Name: K'Rojhn Calbert
- Grandson of Wille Mae Martin

to South Carolina (10/14)

**CAREER STATISTICS**

Receiving	GP/GS	No	Yds	Avg	Per/G	TD	Long	High Yd
2016	6/0	1	13	13.0	2.2	0	13-TTU	13-TTU
2017	11/10	24	406	16.9	36.9	5	50-GT	115-GT
<b>Totals</b>	<b>17/10</b>	<b>25</b>	<b>419</b>	<b>16.8</b>	<b>24.6</b>	<b>5</b>	<b>50-GT</b>	<b>115-GT</b>
Punt Return	GP/GS	No	Yds	Avg	Per/G	TD	Long	High Yd
2016	6/0	2	114	57.0	19.0	1	62-TTU	114-TTU
2017	11/10	13	109	8.4	10.9	0	36-ISU	53-ISU
<b>Totals</b>	<b>17/10</b>	<b>15</b>	<b>223</b>	<b>14.9</b>	<b>13.9</b>	<b>1</b>	<b>62-TTU</b>	<b>114-TTU</b>
Kick Returns	GP/GS	No	Yds	Avg	Per/G	TD	Long	High Yd
2016	6/0	0	0	0	0.0	0	--	--
2017	11/10	6	49	8.2	4.9	0	13-ISU,UK	26-UK
<b>Totals</b>	<b>17/10</b>	<b>6</b>	<b>49</b>	<b>8.2</b>	<b>3.1</b>	<b>0</b>	<b>13-ISU,UK</b>	<b>26-UK</b>

- Had breakout game in season opening win over Georgia Tech in Chick-fil-A Kickoff Game, catching four passes for 115 yards and two TDs, all career highs (9/4)

## 2016 - FRESHMAN

- Games/Starts: 6/0
- Made first catch of career vs. Tennessee Tech (11/5), a 13-yard grab, and had two punt returns for 114 yards and one 62-yard touchdown
- With 62-yard punt return touchdown, became the first Vol freshman to return a punt for a touchdown since Devaun Swafford brought a blocked punt back 15 yards for a score against Georgia on Oct. 5, 2013
- Saw first playing time of career against South Carolina (10/29)

## PROSPECT RANKINGS

- 247 Sports: 4-star (No. 3 athlete, No. 12 prospect in Georgia)
- ESPN: 4-star (No. 7 safety, No. 15 prospect in Georgia)
- Rivals: 4-star (No. 95 prospect in nation, No. 3 athlete, No. 15 prospect in Georgia)
- Scout: 4-star (No. 136 prospect in nation, No. 14 athlete, No. 4 athlete in Georgia)

## HIGH SCHOOL

- Lettered at Warner Robins High School in Warner Robins, Ga., for coach Bryan Way
- Played in the U.S. Army All-American Bowl in 2016
- Member of ESPN 300
- PrepStar 150 Dream Team
- Named to 2015 Atlanta Journal Constitution All-State Class AAAAA First Team as a DB
- Honored as an All-State selection on both sides of the ball by Georgia Sports Writers, as an athlete and defensive back as a senior
- Had 20 receptions for 319 yards with two touchdowns as a senior in 2015
- Also rushed 10 times for 149 yards with a touchdown
- On defense, had 15 tackles and three INTs, including one returned for a touchdown
- As a junior in 2014, had 33 catches for 359 yards and a touchdown, making 16 tackles on defense with one interception



# TY CHANDLER

## RUNNING BACK

**3**

SOPHOMORE • 1L • 5-11 • 201

NASHVILLE, TENN. • MONTGOMERY BELL ACADEMY

## CAREER HONORS

- SEC Freshman of the Week (9/11/17)
- Pro Football Focus College National Team and SEC Team of the Week (10/31/17)

## 2017 - FRESHMAN

- Games/Starts: 12/1
- Tallied 305 rushing yards and two touchdowns on 71 carries (4.3 ypc)
- Finished the season ranked fourth in the SEC and 26th nationally with a 26.1 kickoff return average
- Rushed for 22 yards on three carries with a longest run of 19 yards against Vanderbilt (11/25)
- Set a new career high for kickoff return yards with 112 at Missouri (11/11)
- Posted career highs with 22 carries, 120 rushing yards, 33 receiving yards and two touchdowns at Kentucky (10/28)

## CAREER HIGHS

<b>Receptions</b>	4 (2x), vs. Georgia Tech, 9/4/17 vs. South Carolina, 10/14/17
<b>Receiving Yards</b>	115 vs. Georgia Tech, 9/4/17
<b>Receiving Touchdowns</b>	2 vs. Georgia Tech, 9/4/17
<b>Long Reception</b>	50 vs. Georgia Tech, 9/4/17
<b>Punt Returns</b>	4 vs. Indiana State, 9/9/17
<b>Punt Return Total Yards</b>	114 vs. Tennessee Tech, 11/5/16
<b>Punt Return TDs</b>	1 vs. Tennessee Tech, 11/5/16
<b>Long Punt Return</b>	62 vs. Tennessee Tech, 11/5/16
<b>Kick Returns</b>	3 at Kentucky, 10/28/17
<b>Kick Return Total Yards</b>	26 at Kentucky, 10/28/17
<b>Long Kick Return</b>	13 (2x) vs. Indiana State, 9/9/17 at Kentucky, 10/28/17
<b>All-Purpose Yards</b>	127 vs. Tennessee Tech, 11/5/16

## CAREER GAME-BY-GAME

2017 Opp.	Rec-Yds-TD, Lg	Punt Returns (No.-Yds-TD, Lg)
vs. Georgia Tech	4-115-2, 50	0-0-0
Indiana State	1-37-1, 37	4-53-0, 36
at Florida	3-46-0, 22	1-29-0, 29
UMass	0-0-0, 0	3-27-0, 12
Georgia	0-0-0	0-0-0
South Carolina	4-37-0, 16	1-10-0, 10
at Alabama	3-14-0, 9	0-0-0
at Kentucky	2-16-0, 11	2-(-2)-0, 2
Southern Miss	2-53-0, 42	0-0-0
at Missouri	DNP - Injury	
LSU	2-72-1, 46	2-(-8)-0
Vanderbilt	3-16-1, 11	0-0-0

## PERSONAL

- Full Name: Marquez Antonio Callaway
- First name pronounced mar-QWEZ
- Born: March 27, 1998
- Son of Maureen and Antonio Callaway
- Grew up in military family as his mother, father, grandmother and uncle all served and his brother is currently stationed in Korea
- Majoring in Communication Studies

## CAREER STATISTICS

Rushing	GP/GS	No	Yds	Avg	Per/G	TD	Long	High Yd
2017	12/1	71	305	4.3	25.4	2	30-USC	120-UK
<b>Totals</b>	<b>12/1</b>	<b>71</b>	<b>305</b>	<b>4.3</b>	<b>25.4</b>	<b>2</b>	<b>30-USC</b>	<b>120-UK</b>

Receiving	GP/GS	No	Yds	Avg	Per/G	TD	Long	High Yd
2017	12/1	10	108	10.8	10.8	0	23-UK	33-UK
<b>Totals</b>	<b>12/1</b>	<b>10</b>	<b>108</b>	<b>10.8</b>	<b>10.8</b>	<b>0</b>	<b>23-UK</b>	<b>33-UK</b>

Kick Returns	GP/GS	No	Yds	Avg	Per/G	TD	Long	High Yd
2017	12/1	17	416	24.5	34.7	1	91-ISU	112-MU
<b>Totals</b>	<b>12/1</b>	<b>17</b>	<b>416</b>	<b>24.5</b>	<b>34.7</b>	<b>1</b>	<b>91-ISU</b>	<b>112-MU</b>

- Recorded 94 kick return yards on four attempts at No. 1 Alabama (10/21)
- Had 45 rushing yards and busted a career-long 30-yard run in loss to South Carolina (10/14)



## PLAYERS

- Finished with 30 yards rushing and 31 yards receiving in loss to No. 24 Florida (9/16)
- Made first-career start and scored first-career touchdown by returning opening kickoff 91 yards vs. Indiana State (9/9)

### HIGH SCHOOL

- Attended Montgomery Bell Academy in Nashville, TN., playing for coach Marty Euerard
- ESPN: 4-star (No. 101 overall prospect, No. 9 RB, No. 6 prospect in Tennessee)
- 247 Sports: 4-star (No. 68 overall prospect, No. 5 RB, No. 5 prospect in Tennessee)
- Rivals: 4-star (No. 80 overall prospect, No. 6 RB, No. 5 prospect in Tennessee)
- Scout: 4-star (No. 81 overall prospect, No. 7 RB, No. 1 RB in Tennessee)
- Two-time Division II-AA Tennessee Mr. Football Award winner
- MaxPreps 2016 Football All-American Team
- Member of ESPN 300
- 2017 U.S. Army All-American Bowl Nomination
- Candidate for the 2016 All-USA Offensive Player of the Year award
- Rushed for 2,252 yards and 39 touchdowns as a senior in 2016
- Helped led the Big Red to an 8-2 regular-season record in 2016, as well as Division II-AA East/Middle Region title
- Ranks seventh in TSSAA history in career rushing yards (6,158) and third in career touchdowns (92)
- The Tennessean's 2015 football player of the year
- Rushed for 2,558 yards and 31 touchdowns as a junior in 2015



# BRENT CIMAGLIA

## PLACEKICKER

30

SOPHOMORE • 1L • 6-0 • 210

FRANKLIN, TENN. • FRED J. PAGE H.S.

### 2017 - FRESHMAN

- Games/Starts: 5/5
- Lefty kicker finished 8 of 13 on field goals, including five 40+, and made all three of his PATs during his rookie season
- Made a career-high four field goals at Kentucky, marking the most by a UT kicker since Aaron Medley made four field goals against Missouri in 2015.
- Converted the first PAT of his career at No. 1 Alabama
- Appeared in his first game as UT's starting kicker vs. South Carolina, hitting all three of his field goal attempts (10/14)
- Made a 51-yard field goal with 2:58 left in the first half to cap a 12-play, 42-yard Vols drive and pull UT to within 6-3 of #24 Florida. It was Cimaglia's first-career field goal attempt and the 51-yarder was the longest made by a Vol since Michael Palardy hit a 51-yarder against Missouri on Nov. 2, 2013.

### HIGH SCHOOL

- Attended Fred J Page High School in Franklin, Tenn., playing for coach Charles Rathbone
- ESPN: 3-star (76 grade, No. 13 kicker, No. 446 in Southeast region, No. 27 prospect in Tennessee)
- 247 Sports: 2-star (No. 1341 overall prospect, No. 3 kicker, No. 34 prospect in Tennessee)
- Rivals: 3-star (No. 5 kicker, No. 35 prospect in Tennessee)

### CAREER HIGHS

<b>Rushes</b>	22 at Kentucky, 10/28/17
<b>Rushing Yards</b>	120 at Kentucky, 10/28/17
<b>Touchdowns</b>	2 at Kentucky, 10/28/17
<b>Long Rush</b>	30 vs. South Carolina, 10/14/17
<b>Receptions</b>	3 vs. Georgia, 9/30/17
<b>Receiving Yards</b>	33 at Kentucky, 10/28/17
<b>Kickoff Returns</b>	5 at Missouri, 11/11/17
<b>Kickoff Return Yards</b>	112 at Missouri, 11/11/17
<b>Long Kickoff Return</b>	91 vs. Indiana State, 9/9/17
<b>KR Touchdowns</b>	1 vs. Indiana State, 9/9/17

### CAREER GAME-BY-GAME

2017 Opp.	Rush-Yds-TD, Lg	Rec-Yds-TD, Lg	KO Returns
vs. Ga. Tech	1-7-0, 7	0-0-0	1-14-0, 14
Indiana State	4-14-0, 8	0-0-0	1-91-1, 91
at Florida	6-30-0, 7	2-31-0, 16	0-0-0
UMass		5-13-0, 7	1-11-0, 11
Georgia	2-7-0, 7	3-15-0, 9	2-34-0, 21
South Carolina	4-45-0, 30	1-11-0, 11	1-21-0, 21
at Alabama	4-2-0, 2	0-0-0	4-94-0, 32
at Kentucky	22-120-2, 29	2-33-0, 23	0-0-0
Southern Miss	11-15-0, 3	0-0-0	0-0-0
at Missouri	8-33-0, 13	1-7-0, 7	5-112-0, 34
LSU		0-0-0	0-0-0 1-16-0, 16
Vanderbilt	3-22-16	0-0-0	2-34-0, 19

### PERSONAL

- Full Name: Tykevious Chandler
- Born: May 12, 1998
- Son of Chico and Katrina Chandler

### CAREER STATISTICS

Kicking GP/GS	FG	FGA	Pct.	PAT	PTS	20-29	30-39	40-49	50+	LONG
2017	5/5	8	136.154	3-3	27	3-3	3-3	1-5	1-2	51-UF
<b>Totals</b>	<b>5/5</b>	<b>8</b>	<b>136.154</b>	<b>3-3</b>	<b>27</b>	<b>3-3</b>	<b>3-3</b>	<b>1-5</b>	<b>1-2</b>	<b>51-UF</b>

### CAREER HIGHS

<b>Field Goals Made</b>	4 at Kentucky, 10/28/17
<b>Field Goals Attempted</b>	6 at Kentucky, 10/28/17
<b>Longest Field Goal</b>	51 at Florida, 9/16/17
<b>Longest Attempt</b>	51 (2x), at Florida, 9/16/17
<b>PATs</b>	2 at Kentucky, 10/28/17
<b>Kickoffs</b>	4 (2x), at Kentucky, 10/28/17, vs. South Carolina, 10/14/17
<b>Touchbacks</b>	3 vs. South Carolina, 10/14/17

- Scout: 3-star (No. 8 kicker, No. 3 kicker in South region, No. 1 kicker in Tennessee)
- Attended the National Invitational Scholarship Camp in July of 2016
- Kicking and Punting Kohl's Professional Camps, KO's are consistent between 65-75 yards with around 4 seconds of hanging time
- 5-star Kohl's kicker rating, 4.5-star punter rating
- Ranked by Kohl's as the sixth-best kicker in the Class of 2017 and the 45th-best punter
- Career long field-goal is 47 yards

- As a senior in 2016, was 6-of-11 on field goals and 31-for-31 on extra points. He also had 33 touchbacks on 47 kickoffs.
- As a junior in 2015, was 3-of-6 on field goals, 30-for-30 on extra points and averaged 42.1 yards on 23 punts. He also had 29 touchbacks on 40 kickoffs.

## PERSONAL

- Full Name: Brent Robert Cimaglia
- Born on June 26, 1998
- Son of Keri Cimaglia
- Has two siblings, Jennifer and Zack

## CAREER GAME-BY-GAME

2017 Opp.	FGs, PATs, Pts	Kickoffs, TB
vs. Georgia Tech	DNP	
Indiana State	DNP	
at Florida	1-3 (51G, 47 WL, 51 WR), 0-0 PAT, 3 pts	DNP
UMass	0-1 (45WR), 0-0 PAT, 0 pts	DNP
Georgia	DNP	
South Carolina	3-3 (29G, 33G, 24G), 0-0 PAT, 9 pts	4-260-65.0, 3 TB
at Alabama	0-0, 1-1 PAT, 1 pt	2-116-58.0, 0 TB
at Kentucky	4-6 (30G, 24G, 44WL, 30G, 45G, 43WL)	
	2-2 PAT, 14 pt	4-260-65.0, 1 TB
Southern Miss	DNP	
at Missouri	DNP	
LSU	DNP	
Vanderbilt	DNP	



# TREY COLEMAN

## RUNNING BACK

**24**

SOPHOMORE • 1L • 6-0 • 210

WEST MONROE, LA. • WEST MONROE H.S.

## 2017 - FRESHMAN

- Games/Starts: 4/0
- Made his first collegiate appearance on Sept. 9 in the home opener vs. Indiana State where he rushed for nine yards on four attempts and caught one pass for three yards

## HIGH SCHOOL

- Attended West Monroe High School in West Monroe, La., playing for coach Jerry Arledge
- ESPN: 3-star (78 grade, No. 47 running back, No. 327 in Southeast region, No. 30 prospect in Louisiana)
- 247 Sports: 3-star (No. 605 overall prospect, No. 44 running back, No. 23 prospect in Louisiana)
- Rivals: 3-star (No. 32 prospect in Louisiana)
- Scout: 3-star (No. 53 running back, No. 25 running back in South region, No. 4 running back in Louisiana)
- As a senior in 2016, helped West Monroe win the District 2-5A title and Class 5A State runner-up finish

- In 2016, led team with 187 carries for 1,369 yards and 12 touchdowns and posted six 100-yard rushing games. He also had 10 catches for 171 yards and three touchdowns.
- Earned 2016 Central Louisiana All-District 2-5A First Team honors and All-Northeast Louisiana Big Schools First Team honors
- In 2015, was named Honorable Mention All-State, All-Northeast Louisiana, Second Team All-Parish, First Team All-District
- As a junior in 2015, rushed for over 1,400 yards and scored 12 touchdowns
- Also played basketball at West Monroe

## PERSONAL

- Full Name: John Henry Coleman
- Born on Sept. 17, 1997
- Son of John Coleman Jr.



# ERIC CROSBY

## OFFENSIVE LINE

**66**

R-FRESHMAN • RS • 6-1 • 328

VIRGINIA BEACH, VA. • OCEAN LAKES H.S.

## 2017 - FRESHMAN

- Did not appear in any games

## HIGH SCHOOL

- Attended Ocean Lakes High School in Virginia Beach, Va., playing for coach Joe Jones
- ESPN: 4-star (81 grade, No. 226 overall prospect, No. 18 defensive tackle, No. 26 in East, No. 6 prospect in Virginia)
- 247 Sports: 4-star (No. 218 overall prospect, No. 12 defensive tackle, No. 7 prospect in Virginia)
- Rivals: 3-star (No. 27 DT No. 16 prospect in Virginia)
- Scout: 4-star (No. 72 overall prospect, No. 6 defensive tackle, No. 1 DT in East, No. 1 DT in Virginia)
- 2017 U.S. Army All-American Bowl Nomination
- 2016 6A South All-State First Team

- 2015 6A South All-State Second Team, All-Tidewater Second Team
- 2015 - helped Ocean Lakes go undefeated, posting 50 tackles, three sacks, two forced fumbles, a fumble recovery and a pass breakup
- 2015 - also played running back in postseason, rushing for 120 yards and four touchdowns in South Region title game

## PERSONAL

- Full Name: Eric Kane Crosby
- Born on April 23, 1998
- Son of Amy Crosby
- Has two siblings, Mason and William
- Majoring in Sport Management



# JOE DOYLE

**PUNTER**

**47**

R-FRESHMAN • RS • 6-0 • 201  
KNOXVILLE, TENN. • FARRAGUT H.S.

## 2017 - FRESHMAN

- Did not appear in any games

## HIGH SCHOOL

- Attended Farragut High School in Knoxville, Tenn., playing for coach Eddie Courtney
- 2017 Under Armour All-American Punter
- 2017 All-State Punter
- Only punter selected for both the Army and Under Armour All-American games
- Helped Farragut to a 14-1 record and 2016 State 5A Championship title with a 42-yard field goal that helped

- the Admirals take the go-ahead lead, 38-35, as a senior in 2016. Doyle also hit a 60-yard punt in the game.
- 2016 Tennessee Titans Mr. Football Semi-Finalist
- Captained Farragut's football team for two seasons

## PERSONAL

- Full Name: Joseph Gordon Doyle
- Born on February 4, 1998
- Son of Lisa and Michael Doyle
- Has two brothers, Andrew and Aaron, and three sisters, Rachel, Hannah and Sarah
- Majoring in Business Management



# MALIK ELION

**WIDE RECEIVER**

**34**

R-SENIOR • SQ • 5-6 • 162  
MEMPHIS, TENN. • HOUSTON H.S.

## CAREER HONORS (T&F)

- 2017 SEC Fall & Spring Academic Honor Roll
- 2017 USTFCCA Outdoor Second Team All-America - 4x400m Relay
- 2016 USTFCCA Outdoor Honorable Mention All-America - 4x100m Relay

## PERSONAL RECORDS (T&F)

- 60m: 6.82 (2017) | 200m: 21.80 (2017) | 300m: 35.89 (2015)  
| 400m: 50.95 (2015)

## OUTDOOR

100m: 10.71 (2018) | 200m: 21.24 (2016) | 400m: 49.17 (2015)

## 2017 - SENIOR

- Games/Starts: 2/0
- Joined the football team as a walk-on in 2017 while also running track and field for the Volunteers
- Made two appearances for UT on as a junior, playing in his first game on Nov. 18 vs. LSU where he caught one pass for 10 yards

## PERSONAL

- Full Name: Malik Toure Elion
- Born on September 8, 1996
- Member of the Tennessee Track & Field team



# PRINCETON FANT

**RUNNING BACK**

**18**

R-FRESHMAN • RS • 6-2 • 222  
NASHVILLE, TENN. • LA VERGNE H.S.

## 2017 - FRESHMAN

- Did not appear in any games

## HIGH SCHOOL

- Attended La Vergne High School in La Vergne, Tenn., playing for coach Stanton Stevens
- ESPN: 3-star (No. 97 WR, No. 13 prospect in Tennessee)
- 247 Sports: 3-star (No. 125 WR, No. 25 prospect in Tenn.)
- Rivals: 3-star (No. 34 prospect in Tennessee)
- Scout: 3-star (No. 61 WR, No. 3 WR in Tennessee)
- Captained the Wolverines all four years of his high school career
- Started and played the first three games of the 2016 season for La Vergne before suffering an injury

## PERSONAL

- Full Name: Princeton De'leon Fant
- Born on March 11, 1999
- Son of Beverly and Evans Fant
- Has three siblings



# CARLIN FILS-AIME

## DEFENSIVE BACK

### 27

JUNIOR • 2L • 5-11 • 180  
NAPLES, FLA. • NAPLES H.S.

### 2017 - SOPHOMORE

- Games/Starts: 11/1
- Had three carries for 31 yards (10.3 avg) in loss at Missouri (11/11)
- Made first-career start, setting career highs with 13 carries and 73 yards (5.6 avg) in loss at Kentucky (10/28)
- Set a new career high with 41 rushing yards on just three carries and also tied career high with two rushing TDs in win over Indiana State (9/9)

### 2016 - FRESHMAN

- Games/Starts: 7/0
- Had two carries for 12 yards in win vs. Missouri (11/19)
- Rushed for 27 yards and two touchdowns on eight carries against Tennessee Tech (11/5). First TD of career was a two-yard run in the second quarter.
- Made collegiate debut vs. Virginia Tech (9/10), rushing for 19 yards on four carries

### PROSPECT RANKINGS

- 247 Sports: 4-star (No. 12 RB, No. 40 prospect in Florida)
- ESPN: 4-star (No. 8 RB, No. 27 prospect in Florida)
- Rivals: 3-star (No. 14 RB, No. 46 prospect in Florida)
- Scout: 4-star (No. 14 RB, No. 3 running back in Florida)

### HIGH SCHOOL

- Lettered at Naples High School in Naples, Florida for coach Bill Kramer
- Member of ESPN 300
- PrepStar Top All-American
- Named Naples Daily News Offensive Player of the Year in 2015
- Member of 2015 All-USA All-Florida First Team
- Named to 2015 All-State Class 6A First-Team
- Piled up 2,624 rushing yards and 41 touchdowns in his prep career
- Ran for 1,505 yards and 23 touchdowns as a senior in 2015, also had 14 catches or 375 yards and five touchdowns
- Ran for over 100 yards in nine of 12 games as a senior, averaging 116 yards per game
- Also returned nine kickoffs for 161 yards giving him 2,041 all-purpose yards, averaging 9.5 yards per touch
- Helped Eagles to an 11-2 record and a berth in the Class 6A state semifinals, their longest postseason run since 2007



# MALEIK GRAY

## DEFENSIVE BACK

### 4

SOPHOMORE • 1L • 6-2 • 200  
LA VERGNE, TENN. • LA VERGNE H.S.

### 2017 - FRESHMAN

- Games/Starts: 2/0
- Made his first collegiate appearance in the home opener

### CAREER STATISTICS

Rushing	GP/GS	No	Yds	Avg	Per/G	TD	Long	High Yd
2016	7/0	14	58	4.1	7.7	2	8-TTU,MU	27-TTU
2017	11/1	31	215	6.9	19.5	2	30-ISU	73-UK
<b>Totals</b>	<b>11/1</b>	<b>45</b>	<b>273</b>	<b>6.1</b>	<b>15.4</b>	<b>4</b>	<b>30-ISU</b>	<b>73-UK</b>

Receiving	GP/GS	No	Yds	Avg	Per/G	TD	Long	High Yd
2016	7/0	0	0	0.0	0.0	0	--	--
2017	11/1	2	18	9.0	1.6	0	12-UK	12-UK
<b>Totals</b>	<b>18/1</b>	<b>2</b>	<b>18</b>	<b>9.0</b>	<b>0.1</b>	<b>0</b>	<b>12-UK</b>	<b>12-UK</b>

### CAREER HIGHS

Rushes	13 at Kentucky, 10/28/17
Rushing Yards	73 at Kentucky, 10/28/17
Long Rush	30 vs. Indiana State, 9/9/17
Touchdowns	2 (2x), vs. Tennessee Tech, 11/5/16 vs. Indiana State, 9/9/17
Receptions	1 at Kentucky, 10/28/17
Receiving Yards	12 at Kentucky, 10/28/17

### CAREER GAME-BY-GAME

2017 Opp.	Rush-Yards-TD, Lg	Rec-Yards-TD, Lg
vs. Georgia Tech	0-0-0	0-0-0
Indiana State	3-41-2, 30	0-0-0
at Florida	3-11-0, 7	0-0-0
UMass	2-6-0, 4	0-0-0
Georgia	3-16-0, 10	0-0-0
at Alabama	0-0-0	0-0-0
at Kentucky	13-73-0, 21	1-12-0, 12
Southern Miss	0-0-0	1-6-0, 6
at Missouri	3-31-0, 25	0-0-0
LSU	2-6-0, 4	0-0-0
Vanderbilt	2-31-0, 17	0-0-0

- Played in just three games as a junior after suffering an ankle injury and rushed for 232 yards and three scores
- As a sophomore in 2013, rushed for 873 yards and 15 touchdowns

### PERSONAL

- Full Name: Carlin Fils-aime
- Last name pronounced fills-uh-ME
- Born: Oct. 27, 1996
- Guardians: Tammy and Brad Simmons
- Majoring in Psychology

- on Sept. 9 vs. Indiana State
- Entered the Kentucky game off the bench on Oct. 28



**HIGH SCHOOL**

- Attended La Vergne High School in La Vergne, Tenn., playing for coach Stanton Stevens
- 2016 Under Armour All-American
- ESPN: 4-star (84 grade, No. 90 overall prospect, No. 7 OLB No. 43 Southeast, No. 5 prospect in Tennessee)
- 247 Sports: 4-star (No. 78 overall prospect, No. 10 safety, No. 6 prospect in Tennessee)
- Rivals: 4-star (No. 86 overall prospect, No. 11 safety, No. 6 prospect in Tennessee)
- Scout: 4-star (No. 80 overall prospect, No. 8 safety, No. 4 safety in South region, No. 2 safety in Tennessee)

- 2015 & 2016 Class 5A Lineman Mr. Football Semifinalist
- 2017 U.S. Army All-American Bowl Nomination
- As a junior in 2015, Gray had 53 tackles, 13 tackles for loss, six sacks and three forced fumbles
- In 2015, caught 44 passes for 680 yards and four TDs
- Nike Sparq results were 4.44 in the 40-yard dash, 4.07 pro agility shuttle, 39.5 vertical jump and 37.0 power ball throw

**PERSONAL**

- Full Name: Maleik Rashad Gray
- Born: October 23, 1998
- Son of Tori Gray



# JARRETT GUARANTANO

## QUARTERBACK

2

R-SOPHOMORE • 1L • 6-4 • 209  
LODI, N.J. • BERGEN CATHOLIC H.S.

**CAREER HONORS**

- PFF College SEC Team of the Week (10/31/17)

**2017 - R-FRESHMAN**

- Games/Starts: 9/6
- Demonstrated impressive toughness as the Vols' starting quarterback in the second half of the season
- Finished with 997 passing yards and four touchdowns with a completion percentage of .620
- Set new career-high with two touchdown passes in a loss to Vanderbilt (11/25)
- Threw a career-long 60-yard pass vs. LSU and completed 12 of 23 passes for 239 yards and a touchdown (11/18)
- Was 9-of-13 passing for 102 yards and scored his first-career rushing TD in win over Southern Miss (11/4)
- Set careers highs in completions (18) and passing yards (242) in loss at Kentucky (10/28)
- Made first-career start in loss to South Carolina, completing 11 of 18 passes for 133 yards (10/14)
- Passed for 41 yards and a touchdown in collegiate debut vs. Indiana State (9/9)

**2016 - FRESHMAN**

- Did not play in any games

**PROSPECT RANKINGS**

- 247 Sports: 4-star (No. 192 overall prospect, No. 4 dual-threat QB, No. 3 prospect in New Jersey)
- ESPN: 4-star (No. 101 overall prospect, No. 4 dual-threat QB, No. 3 prospect in NJ)
- Rivals: 4-star (No. 37 overall prospect, No. 3 dual-threat QB, No. 2 prospect in NJ)
- Scout: 4-star (No. 60 overall prospect, No. 3 QB)

**HIGH SCHOOL**

- Competed in football at Bergen Catholic High School in Oradell, N.J., where he lettered for head coach Nunzio Campanile
- Started at quarterback during his junior and senior seasons
- 2016 Under Armour All-American
- PrepStar 150 Dream Team
- Was a finalist in the Nike Sparq Combine's prestigious Elite 11 quarterback camp
- Named to the All-Bergen County First Team Offense at quarterback
- Member of ESPN 300
- Threw for 3,028 yards and 28 touchdowns and rushed for 523 yards and 12 touchdowns in his prep career
- During his senior season, threw for 1,481 passing yards and 11 touchdowns completing 69 percent of his passes
- Rushed 83 times for 206 yards and six touchdowns

**CAREER STATISTICS**

Passing	GP/GS	Com	Att	Pct	TD	Int	Yds	Per/G	Long	High Yd
2017	9/6	86	139	62.0	4	2	997	110.8	60	LSU 242-UK
<b>Totals</b>	<b>9/6</b>	<b>86</b>	<b>139</b>	<b>62.0</b>	<b>4</b>	<b>2</b>	<b>997</b>	<b>110.8</b>	<b>60</b>	<b>LSU 242-UK</b>

Rushing	GP/GS	No	Yds	Avg	Per/G	TD	Long	High Yd
2017	9/6	66	-39	-0.6	-4.3	1	13-UK	6-ISU
<b>Totals</b>	<b>8/5</b>	<b>61</b>	<b>-26</b>	<b>-0.4</b>	<b>-3.3</b>	<b>1</b>	<b>13-UK</b>	<b>6ISU</b>

**CAREER HIGHS**

<b>Completions</b>	18 at Kentucky, 10/28/17
<b>Attempts</b>	23 (2x), vs. LSU 11/18/17, at Kentucky, 10/28/17
<b>Passing Touchdowns</b>	2 vs. Vanderbilt, 11/25/2017
<b>Passing Yards</b>	242 at Kentucky, 10/28/17
<b>Rushing Attempts</b>	17 vs. South Carolina, 10/14/17
<b>Rushing Touchdowns</b>	1 vs. Southern Miss, 11/4/17
<b>Rushing Yards</b>	6 vs. Indiana State, 9/9/17

**CAREER GAME-BY-GAME**

2017 Opp.	Comp	Att	TD	INT	Pct.	Yards	Lg	Run	Yds	TD	Lg
vs. Ga. Tech						DNP					
Indiana State	4	12	1	0	33.3	41	18	2	6	0	12
at Florida						DNP					
UMass	2	5	0	0	40.0	-3	0	3	4	0	5
Georgia	6	7	0	0	85.7	16	9	5	-4	0	6
South Carolina	11	18	0	0	61.1	133	39	17	-2	0	11
at Alabama	9	16	0	1	56.3	44	12	11	-12	0	9
at Kentucky	18	23	0	0	78.3	242	48	15	-5	0	13
Southern Miss	9	13	0	0	69.2	102	42	2	-4	1	3
at Missouri						DNP - Injury					
LSU	13	23	1	0	56.5	239	60	6	-9	0	2
Vanderbilt	14	22	2	1	63.6	183	32	5	-13	0	6

- As a junior, he completed 88 passes for 1,030 yards and 14 touchdowns, while rushing for 258 yards and four touchdowns on 107 carries

**PERSONAL**

- Full Name: Jarrett James Guarantano
- Last name pronounced gar-an-tah-NO
- Born: Nov. 14, 1997
- Son of James and Karen Guarantano
- Father James was star wide receiver at Rutgers from 1989-92, setting school record for receptions in a career, member of Rutgers Hall of Fame
- Father played football at Rutgers
- Has one sister, Victoria
- Majoring in Special Education



# CHANCE HALL

## OFFENSIVE LINE

**76**

R-JUNIOR • 2L • 6-5 • 328  
ROANOKE, VA. • NORTHSIDE H.S.

### CAREER HONORS

- 2015 Sporting News Freshman All-American
- 2015 247Sports Freshman All-American
- 2015 Scout.com Second Team Freshman All-American
- 2015 All-SEC Freshman Team
- 2015 SEC Academic Honor Roll

### 2017 - R-SOPHOMORE

- Redshirted due to injury

### 2016 - SOPHOMORE

- Games/Starts: 6/6
- Started at right tackle against Texas A&M (10/8), Alabama (10/15), South Carolina (10/29) and Tennessee Tech (11/5)
- Started at RT in UT's 55-0 rout of Tennessee Tech (11/5) with offensive line paving the way for 71 yards per carry (best since 7.5 vs. South Alabama in 2013) and 9.1 yards per play (best since 9.4 vs. Troy on Nov. 3, 2012)
- Started at right tackle in win at Georgia (10/1)
- Made season debut in win vs. Florida (9/24), starting at right tackle
- Missed first three games of season due to injury

### 2015 - FRESHMAN

- Games/Starts: 10/7
- True freshman right tackle, played in 10 games, starting the last seven games in 2015
- Helped offensive line as Vols posted 2,908 rushing yards, second in school history
- Vols rushed for 200-plus yards in nine games
- Aided rushing attack of 331 yards in regular-season finale win over Vanderbilt (11/28)

- Vols piled up 248 rushing yards at Missouri (11/21), most allowed by Tigers season and vs. defense which was allowing 113 rushing yards per game, entering contest
- First start came at #8 Alabama (10/24) at right tackle
- Saw significant time at right tackle vs. #19 Georgia (10/10) and did not allow a sack, while helping Vols to 519 yards of total offense
- One of 15 true freshmen to make college debut vs. Bowling Green (9/5)

### HIGH SCHOOL

- Lettered at Northside High School in Roanoke, Va., for coach Burt Torrence
- 247 Sports: 3-star (No. 49 OT No. 21 prospect in Virginia)
- ESPN: 4-star (No. 43 OT No. 14 prospect in Virginia)
- Rivals: 3-star (No. 28 prospect in Virginia)
- Scout: 3-star (No. 89 OT, No. 2 OT in Virginia)
- Sat out the 2014 season with a torn Achilles tendon
- First-team all-state in Virginia as a junior in 2013 on both the offensive and defensive lines
- Helped Vikings to Virginia State Championship in 2013
- Also played basketball in high school, averaging 20 points and 10 rebounds per game

### PERSONAL

- Full Name: Chance Allen Hall
- Born: May 27, 1997 in Roanoke, Va.
- Son of Donna Hall and Bo Hall
- Brother of Rae and Bryce Hall
- Majoring in Kinesiology
- Recipient of George & Nancy Killebrew Endowment



# D.J. HENDERSON

## DEFENSIVE BACK

**31**

R-SENIOR • 1L • 5-11 • 179  
LYMAN, S.C. • JAMES F. BYRNES H.S. • DODGE CITY C.C. (KANSAS)

### 2017 - R-JUNIOR

- Games/Starts: 11/0
- Made six tackles in 2017, with all six takedowns being made in SEC play
- Recorded a career-high two tackles, both solo, at Alabama (10/21)
- Made his first tackle as a Vol at Florida on Sept. 16
- Made his first appearance in the orange and white in the home opener vs. Indiana State (9/9)

### 2016 - JUNIOR

- Did not played in any games

### 2015 - SOPHOMORE (AT DODGE CITY CC)

- 247 Sports: 3-star (No. 78 JUCO prospect, No. 9 JUCO CB, No. 16 JUCO prospect in Kansas)
- ESPN: 3-star (No. 79 JUCO overall prospect, No. 7 JUCO CB)
- Scout: 4-star (No. 19 JUCO Overall, No. 2 JUCO CB)
- Played 2015 season at Dodge City C.C. in Kansas for coach Gary Thomas

- First Team Region VI & All-KJCCC cornerback
- Finished the season with 44 tackles, two interceptions and a team-high 11 pass breakups
- Helped the Conquistadors to Salt City Bowl against Snow College, after going a 9-2 in the regular season

### 2014 - FRESHMAN (AT DODGE CITY CC)

- Played 2014 season at Dodge City C.C. in Kansas, recording 46 tackles, 5.5 tackles for loss, two interceptions, eight pass breakups, one forced fumble and one fumble recovery

### HIGH SCHOOL

- Lettered by Byrnes High School in Duncan, S.C.

### PERSONAL

- Full Name: Desmond Juwan Henderson
- Born on December 9, 1994
- Son of Charleen Henderson and Mark Henderson
- Majoring in Communication Studies



# WILL IGNONT

LINEBACKER

23

SOPHOMORE • 1L • 6-1 • 239  
HUNTSVILLE, ALA. • BUCKHORN H.S.

## 2017 - FRESHMAN

- Games/Starts: 6/0
- Finished his freshman season with six tackles, two solo, and one three-yard tackle for loss
- Tied his career high in tackles with two vs. LSU on Nov. 18
- Recorded a career-high two tackles at Alabama (10/21)
- Made his collegiate debut in the home opener vs. Indiana State, making one tackle for a loss of three yards (9/9)

## HIGH SCHOOL

- Attended Buckhorn High School in New Market, Ala., playing for coach John Halladay
- ESPN: 4-star (No. 13 ILB, No. 20 prospect in Alabama)
- 247 Sports: 4-star (No. 16 ILB, No. 15 prospect in Alabama)
- Rivals: 4-star (No. 15 ILB, No. 17 prospect in Alabama)
- Scout: 3-star (No. 20 ILB, No. 5 ILB in Alabama)

- Recorded 67.5 tackles, 19.5 tackles for a loss and 5.5 sacks in nine games
- 2015 & 2016 Class 7A All-State First Team
- 2017 U.S. Army All-American Bowl Nomination
- Attended IMG Academy during the spring of 2016
- As a senior in 2016, recorded 131 tackles and 22 tackles for loss
- As a junior in 2015, had 91 tackles with 6 tackles for a loss, one forced fumble and one fumble recovery
- Participated in the 2016 Alabama-Mississippi All-Star Game

## PERSONAL

- Full Name: William Addison Ignont
- Born: October 14, 1998
- Son of Daphane Ignont and has one sister, Jalyn
- Majoring in Communications



# THEO JACKSON

DEFENSIVE BACK

26

SOPHOMORE • 1L • 6-2 • 193  
NASHVILLE, TENN. • OVERTON H.S.

## 2017 - FRESHMAN

- Games/Starts: 11/0
- Emerged as a viable defensive back during his true freshman campaign, totaling eight tackles as a backup safety and special teams participant
- Totaled a career-high three stops at Kentucky (10/28)
- Had one tackle against Indiana State (9/9) in his collegiate debut

## HIGH SCHOOL

- Played at Overton High School in Nashville, Tenn., for coach Steve Williams
- 247Sports: 3-star (No. 37 safety, No. 17 prospect in Tennessee)
- ESPN: 3-star 3-star (No. 43 safety, No. 18 prospect in Tennessee)
- Rivals: 3-star (No. 50 safety, No. 20 prospect in

- Tennessee)
- Scout: 3-star (No. 42 Athlete, No. 1 Athlete in Tennessee)
- TSWA All-State Class 6A
- Was named to The Tennessean's Dandy Dozen for 2016
- As a senior in 2016, led team with five interceptions and was named Defensive MVP of Region 3-6A
- As a junior in 2015, earned All-Nashville honors and finished with 18 catches for 232 yards and five touchdowns and tallied 33 tackles and three interceptions
- Selected for the 2016 Toyota East-West All-Star game

## PERSONAL

- Full Name: Thedarrius Jackson
- Born: October 2, 1998
- Son of Nate and Tanissa Foster
- Majoring in Kinesiology



# JAUAN JENNINGS

WIDE RECEIVER

15

R-JUNIOR • 2L • 6-3 • 221  
MURFREESBORO, TENN. • BLACKMAN H.S.

## 2017 - JUNIOR

- Games/Starts: 1/1
- Had three catches for 17 yards in season-opening win over Georgia Tech before suffering a season-ending wrist injury

## 2016 - SOPHOMORE

- Games/Starts: 13/9
- Enjoyed breakout sophomore campaign, tying for second on the team with 40 catches and ranking second with 580 yards (14.5 average) & seven touchdowns



- Recorded career-high six receptions for 59 yards and rushed for career-high 14 yards on two carries in win over Nebraska at Franklin American Mortgage Music City Bowl (12/30)
- Had four catches for 75 yards and one rush for two yards at Vanderbilt (11/26)
- Caught four passes for 67 yards and two scores against Missouri (11/19), including a 49-yard TD pass in the first quarter and a five-yard TD pass in the third. Also had one rush for four yards
- Against Kentucky (11/12), had an interception on a UK Hail Mary in the closing seconds of the second quarter
- Had three catches for 54 yards, including a six-yard touchdown, at South Carolina (10/29)
- Threw a four-yard pass to Joshua Dobbs in the first quarter at Texas A&M (10/8). Set new career high with five receptions that totaled 68 yards
- Caught game-winning 43-yard Hail Mary with no time remaining to lift Vols to comeback win at Georgia (10/1). Out-jumped UGA defenders at front left side of end zone to make the catch. Finished with three catches for 71 yards and the winning touchdown
- Recorded first 100-yard performance of career and the first of any Vol in 2016 season with three catches for 111 yards and a career-long 67-yard touchdown in win vs. Florida (9/24)
- Scored on a five-yard pass from Joshua Dobbs in the first quarter against Virginia Tech (9/10), pulling the Vols to within 14-7
- Caught two passes for seven yards and one touchdown (first of career) vs. Virginia Tech (9/10)

## 2015 - FRESHMAN

- Games/Starts: 11/6
- Played in 11 games with six starts at receiver
- Had 14 catches for 149 yards along with seven rushes for 15 yards and a 58-yard passing touchdown
- Returned to action in Outback Bowl vs. Northwestern (1/1) after missing two games due to injury, had a catch for seven yards in a start
- 26-yard reception to set up TD vs. North Texas (11/14)
- Threw a 58-yard touchdown pass to Joshua Dobbs at Florida (9/26) for first pass attempt and completion
- In college debut had three catches for 56 yards vs. Bowling Green (9/5)
- Became first true freshmen to start an opener at receiver since Marquez North in 2013
- One of 15 true freshmen to debut in 2015 opener, only one to start
- After working as quarterback as a early enrollee, arriving at UT in January, moved to receiver at start of camp

## HIGH SCHOOL

- Lettered at Blackman High School in Murfreesboro, Tenn., for coach Phillip Shadowens
- 247 Sports: 4-star (No. 7 dual-threat quarterback, No. 6 prospect in Tennessee)
- ESPN: 4-star (No. 16 athlete, No. 7 prospect in Tennessee)
- Rivals: 4-star (No. 12 dual-threat quarterback, No. 8 prospect in Tennessee)
- Scout: 4-star (No. 19 safety, No. 1 safety in Tennessee)
- Honored as the 2014 Tennessee Mr. Football Division I Class AAA Back of the Year
- Named The Tennessean Player of the Year in 2014
- First team All-State and All-District as a senior
- Passed for 2,155 yards and 22 touchdowns as a senior
- Ran for 883 yards with 17 touchdowns in leading Blaze to an 11-2 record and district title
- Guided Blackman to the Tennessee State quarterfinals in 2014 and semifinals in 2013.
- Also played basketball and ran track for the Blaze
- Coached by former Tennessee basketball player Lang Wiseman during his youth career

## CAREER STATISTICS

Receiving	GP/GS	No	Yds	Avg	Per/G	TD	Long	High Yd
2015	11/6	14	149	10.6	13.5	0	30-BG	56-BG
2016	13/9	40	580	14.5	4.6	7	67-UF	111-UF
2017	1/1	3	17	5.7	17.0	0	7-GT	17-GT
<b>Totals</b>	<b>25/16</b>	<b>57</b>	<b>746</b>	<b>13.1</b>	<b>29.8</b>	<b>7</b>	<b>67-UF</b>	<b>111-UF</b>

Rushing	GP/GS	No	Yds	Avg	Per/G	TD	Long	High Yd
2015	11/6	7	15	2.1	1.4	0	012-WCU	13-WCU
2016	13/9	5	27	5.4	2.1	0	9-NEB	14-NEB
2017	1/1	0	0	0.0	0.0	0	--	--
<b>Totals</b>	<b>25/16</b>	<b>12</b>	<b>42</b>	<b>3.5</b>	<b>1.7</b>	<b>0</b>	<b>12-WCU</b>	<b>14-NEB</b>

Passing	GP/GS	Com	Att	Pct.	TD	Int	Yds	Per/G	Long	High Yd
2015	11/6	1	2	50.0	1	0	58	5.3	58-UF	58-UF
2016	13/9	1	2	50.0	1	0	4	0.3	4-TAMU	4-TAMU
2017	1/1	0	0	0.00	0	0	0.00	--	--	--
<b>Totals</b>	<b>25/16</b>	<b>2</b>	<b>4</b>	<b>50.0</b>	<b>2</b>	<b>0</b>	<b>62</b>	<b>2.5</b>	<b>58-UF</b>	<b>58-UF</b>

## CAREER HIGHS

<b>Receptions</b>	6 vs. Nebraska, 12/30/16
<b>Receiving Yards</b>	111 vs. Florida, 9/24/16
<b>Receiving Touchdowns</b>	2 vs. Missouri, 11/19/16
<b>Rushes</b>	2 vs. Western Carolina, 9/19/15, vs. Nebraska, 12/30/16
<b>Rushing Yards</b>	14 vs. Nebraska, 12/30/16
<b>Pass Completions</b>	1, at Florida, 9/26/15 & at Texas A&M, 10/8/16
<b>Passing Yards</b>	58 at Florida, 9/26/15
<b>Passing Touchdowns</b>	1 at Florida, 9/26/15 & at Texas A&M, 10/8/16
<b>Interceptions (Defense)</b>	1 vs. Kentucky, 11/12/16

## CAREER GAME-BY-GAME

2015 Opp.	Rec-Yds-TD, Lg	Rush-Yds-TD, Lg	Passing
vs. B. Green	3-56-0, 30	2-3-0, 4	
Oklahoma	1-5-0, 5	0-0-0	
W. Carolina	2-15-0, 12	2-13-0, 12	
at Florida	1-1-0, 1	0-0-0	1-1-58, TD
Arkansas	2-10-0, 6	0-0-0	0-1-0
Georgia	1-13-0, 13	2-1-0, 1	
at Alabama	0-0-0	0-0-0	
at Kentucky	1-11-0, 11	1-(-2)-0, -2	
So. Carolina	1-5-0, 5	0-0-0	
North Texas	1-26-0, 16	0-0-0	
at Missouri	DNP-INJ		
Vanderbilt	DNP-INJ		
Northwestern	1-7-0, 7	0-0-0	

2016 Opp.	Rec-Yds-TD, Lg	Rush-Yds-TD, Lg	Passing
App State	1-0-0	0-0-0	
vs. Virginia Tech	2-7-1, 5	0-0-0	
Ohio	3-24-0, 17	0-0-0	
Florida	3-111-1, 67	0-0-0	0-1-0
at Georgia	3-71-1, 43	0-0-0	
at Texas A&M	5-68-0, 20	0-0-0	1-1-4, TD
Alabama	3-20-0, 11	0-0-0	
at South Carolina	3-54-1, 25	0-0-0	
Tenn. Tech	2-5-1, 3	0-0-0	
Kentucky	1-19-0, 19	1-7-0, 7	DEF: TINT
Missouri	4-67-2, 49	1-4-0, 4	
at Vanderbilt	4-75-0, 28	1-2-0, 2	
vs. Nebraska	6-59-0, 15	2-14-0, 9	

2017 Opp.	Rec-Yds-TD, Lg	Rush-Yds-TD, Lg	Passing
vs. Georgia Tech	3-17-0, 7	0-0-0	
Missed remainder of season due to injury			

## PERSONAL

- Full name: Bennie Jauan Jennings
- Born: July 10, 1997 in Cowan, Tenn.
- Son of Angela Holman and Bennie Jennings
- Brother of Alexis, Kendal Jennings and Elizabeth, Tinae and Tony Holman
- Sister Alexis Jennings plays basketball at the University of Kentucky
- Majoring in Business Administration
- Recipient of Hoyal Fields Johnson Athletic Scholarship





# ALEXIS JOHNSON

DEFENSIVE LINE

98

R-SENIOR • 1L • 6-3 • 314

ATLANTA, GA. • FORT SCOTT C.C. (KANSAS)

## 2017 - R-JUNIOR

- Games/Starts: 11/0
- Broke into the Vols' defensive line rotation in 2017, finishing with 14 tackles and two sacks
- Totaled a career-best five tackles to cap the season versus Vanderbilt (11/25)
- Grabbed a sack at Missouri (11/11)
- Had a pair of stops against both Georgia (9/30) and Alabama (10/21) Totaled two tackles and a sack in win over UMass (9/23)

## 2016 - JUNIOR

- Made UT career debut vs. Virginia Tech at Battle at Bristol

## 2015 - SOPHOMORE (FORT SCOTT C.C.)

- 247 Sports: 4-star (No. 15 JUCO overall prospect, No. 1 JUCO defensive tackle)
- ESPN: 4-star (No. 14 JUCO overall prospect, No. 1 JUCO defensive tackle)
- Rivals: 4-star
- Scout: 4-star (No. 7 JUCO overall prospect, No. 1 JUCO defensive tackle)
- Played 2015 season at Fort Scott Community College in Kansas for coach Chris Horton
- Honorable Mention All-KJCCC
- In 10 games, recorded 26 solo tackles and 41 total tackles, averaging 4.1 tackles per game

- Posted 8.5 sacks and 12.5 tackles for loss in his sophomore season
- Ended season on a high note with a season-high 3.5 sacks, season-high 8 total tackles and an interception returned for 19 yards at Iowa Western C.C.
- Recorded at least two tackles in every game of 2015
- Dropped the opposition for a loss in seven of 10 games

## 2014 - FRESHMAN (FORT SCOTT C.C.)

- In games, posted 27 solo tackles and 46 total tackles, averaging 4.6 tackles per game
- Recorded 13 tackles for loss in his freshman campaign
- Forced a fumble in back-to-back games vs. Coffeyville C.C. and at Butler C.C.

## HIGH SCHOOL

- Lettered at Mount Zion High School in Jonesboro, Ga., for coach Ervin Starr, graduating in 2014
- Battled an ACL injury his junior season after injuring it in the 2012 season opener

## PERSONAL

- Full Name: Alexis L. Johnson
- Born: October 11, 1995
- Son of Alexis Johnson Sr. and Tanya Johnson
- Brother of Alexia, Alexandra and Ladarius
- Majoring in Communication Studies



# BRANDON JOHNSON

WIDE RECEIVER

7

JUNIOR • 2L • 6-2 • 189

FORT LAUDERDALE, FLA. • AMERICAN HERITAGE SCHOOL

## 2017 - SOPHOMORE

- Games/Starts: 12/7
- Led the Vols with 582 receiving yards and tied for the team lead with 37 receptions
- Caught six passes for 107 yards in the regular season finale against Vanderbilt (11/25)
- Had three catches for 54 yards in loss to South Carolina (10/14)
- Set career highs with seven catches for 123 yards, including a 66-yard catch and run to set up UT's first touchdown in win over UMass (9/23)
- Made first-career touchdown catch in 42-7 win over Indiana State (9/9)
- Made first-career start and caught three passes for 14 yards in season-opening win over Georgia Tech in Chick-fil-A Kickoff Game (9/4)

- Had one catch for seven yards at Texas A&M (10/8)
- Made collegiate debut against Ohio (9/17) and also saw action off the bench against Georgia (10/1), Texas A&M (10/8), Alabama (10/15) and South Carolina (10/29)

## HIGH SCHOOL

- 247 Sports: 4-star (No. 52 WR, No. 38 prospect in Florida)
- ESPN: 4-star (No. 52 WR, No. 57 prospect in Florida)
- Rivals: 3-star (No. 98 WR, No. 82 prospect in Florida)
- Scout: 3-star (No. 117 WR, No. 20 WR in Florida)
- Lettered at American Heritage School in Plantation, Fla., for coach Mike Rumph, former NFL first-round draft pick
- PrepStar All-Southeast Region selection
- Hauled in 20 receptions for 237 yards, scoring three touchdowns as a senior in 2015
- As a junior in 2014, had 19 catches for 430 yards with seven touchdowns

## 2016 - FRESHMAN

- Games/Starts: 9/0
- Caught one pass for 22 yards against Missouri (11/19)
- Enjoyed breakout game against Tennessee Tech (11/5), making five catches for 64 yards

**PERSONAL**

- Full Name: Brandon Edward Johnson
- Born: July 26, 1998
- Son of Rhonda and Charles Johnson
- Father played 12 years in Major League Baseball with the Florida Marlins, Los Angeles Dodgers, Baltimore Orioles, Chicago White Sox, Colorado Rockies and Tampa Bay Devil Rays, earning two All-Star appearances, collecting four Gold Gloves and winning the 1997 World Series
- Recipient of Jabbour Family Scholarship

**CAREER STATISTICS**

Receiving	GP/GS	No	Yds	Avg	Per/G	TD	Long	High Yd
2016	9/0	7	93	13.3	10.3	0	22-MU	64-TTU
2017	12/7	37	482	23.1	13.0	1	66-UMa	123-UMa
<b>Totals</b>	<b>21/7</b>	<b>44</b>	<b>575</b>	<b>2.1</b>	<b>13.1</b>	<b>1</b>	<b>166-UMa</b>	<b>123-UMa</b>

**CAREER HIGHS**

<b>Receptions</b>	7 vs. UMass, 9/23/17
<b>Receiving Yards</b>	123 vs. UMass, 9/23/17
<b>Receiving Touchdowns</b>	1 vs. Indiana State, 9/9/17
<b>Long Reception</b>	66 vs. UMass, 9/23/17

**CAREER GAME-BY-GAME**

2017 Opp.	Rec-Yds-TD, Lg
vs. Georgia Tech	3-14-0, 7
Indiana State	4-50-1, 19
at Florida	4-18-0, 7
UMass	7-123-0, 66
Georgia	0-0-0
South Carolina	3-54-0, 39
at Alabama	1-6-0, 6
at Kentucky	3-40-0, 25
Southern Miss	0-0-0
at Missouri	3-45-0, 22
LSU	3-25-0, 15
Vanderbilt	6-107-0, 32

**DEANDRE JOHNSON****LINEBACKER****13**

SOPHOMORE • 1L • 6-3 • 244

MIAMI, FLA. • MIAMI SOUTHRIDGE H.S.

**2017 - FRESHMAN**

- Games/Starts: 6/0
- Played in six games as a true freshman, recording four tackles, including two tackles for loss and a sack, and two forced fumbles
- Had a career game in his collegiate debut vs. Indiana State, tallying three tackles, including two stops for a loss of yardage, a 10-yard sack, and two forced fumbles (9/9)

**HIGH SCHOOL**

- ESPN: 3-star (79 scout grade, No. 41 DE in nation, No. 220 prospect in region, No. 76 prospect in Florida)
- Scout: 3-star (No. 73 DE in nation, No. 27 DE in South, No. 12 DE in Florida)
- 247Sports: 3-star (No. 768 overall prospect in nation, No. 43 weak-side DE in nation, No. 102 prospect in Florida)
- Rivals: 3-star
- Was a one-year captain at Miami South Ridge Senior High School
- Helped lead Miami Southridge to the 2016-17 8A State Championship and a 12-2 record

**PERSONAL**

- Full Name: Deandre Hugh Johnson
- Born: May 27, 1999
- Son of Michelle Williams and Andre Johnson
- Older brother of Tazhanah Johnson
- Majoring in Communications

**CAREER STATISTICS**

Defense	GP/GS	UT	AT	TT	Sack	TFL	FF	FR	PD	Int	High Tk
2017	6/0	3	1	4	1-10	2-20	2	0	0	0	3-IS
<b>Totals</b>	<b>6/0</b>	<b>3</b>	<b>1</b>	<b>4</b>	<b>1-10</b>	<b>2-20</b>	<b>2</b>	<b>0</b>	<b>0</b>	<b>0</b>	<b>3-IS</b>

**CAREER HIGHS**

<b>Tackles</b>	3 vs. Indiana State, 9/9/17
<b>Tackles for Loss</b>	2 (20 yards) vs. Indiana State, 9/9/17
<b>Sacks</b>	1 (10 yards) vs. Indiana State, 9/9/17
<b>Forced Fumbles</b>	2 vs. Indiana State, 9/9/17

**CAREER GAME-BY-GAME**

2017 Opp.	U-A-T, Other
Indiana State	3-0-3, 2-20 tfl, 1-10 s, 2 ff
at Florida	0-0-0
UMass	0-0-0
Georgia	0-0-0
at Alabama	0-1-1
Southern Miss	0-0-0



# RYAN JOHNSON

**OFFENSIVE LINE**

**70**

R-SOPHOMORE • 1L • 6-6 • 302

BRENTWOOD, TENN. • BRENTWOOD ACADEMY

## CAREER HONORS

- 2017 SEC Academic Honor Roll

## 2017 - R-FRESHMAN

- Games/Starts: 12/4
- Started final four games of the season at three different positions along the offensive line
- Started at center against Vanderbilt (11/25)
- Made first start at left guard vs. LSU (11/18)
- Made first-career start in win over Southern Miss (11/4)
- Also appeared on PAT unit

## 2016 - FRESHMAN

- Did not play in any games

## HIGH SCHOOL

- 247 Sports: 4-star (No. 25 OT, No. 5 prospect in Tennessee)
- ESPN: 4-star (No. 22 OT, No. 3 prospect in Tennessee)
- Rivals: 4-star (No. 19 OT, No. 6 prospect in Tennessee)
- Scout: 4-star (No. 20 OT, No. 2 OT in Tennessee)
- Lettered at Brentwood Academy in Brentwood, Tenn., for coach Cody White

- Member of ESPN 300
- PrepStar Top All-American
- Named to Tennessean All-Midstate First Team as a senior in 2015 and junior in 2014
- Helped Eagles to 12-1 record in 2015 and Tennessee State Championship with epic 56-55 victory
- Aided offense, which averaged 437.1 yards per game and 44.3 points per game as a senior
- As a junior in 2014, helped Eagles to nearly 5,000 yards and 406 points in 11 games and the Division II-AA Quarterfinals

## PERSONAL

- Full Name: Ryan Casper Johnson
- Born: Sept. 17, 1996
- Son of Judith and Jerry 'Tyke' Johnson
- Recipient of LoJac Scholarship Endowment x
- Recipient of Wade & Virginia Travis Athletic Scholarship Endowment
- Majoring in Civil Engineering



# JACQUEZ JONES

**WIDE RECEIVER**

**21**

R-FRESHMAN • RS • 5-10 • 169

CLEARWATER, FLA. • CLEARWATER H.S.

## 2017 - FRESHMAN

- Redshirted due to injury

## HIGH SCHOOL

- Attended Clearwater High School in Clearwater, Fla., playing for coach Donnie Mesick
- ESPN: 3-star (No. 80 wide receiver, No. 77 prospect in Florida)
- 247 Sports: 3-star (No. 133 WR, No. 126 prospect in Florida)
- Rivals: 3-star
- Scout: 3-star (No. 121 WR, No. 19 WR in Florida)
- Attended The Opening Regional Orlando 2016
- Named to 2016 Florida All-State Class 6A First Team
- As a senior in 2016, caught 57 passes for 1,004 yards and 10 touchdowns and also rushed for 244 yards and four touchdowns on 23 carries
- Helped lead Clearwater to an undefeated 2016 regular season and to the 6A-Region 3 semifinals

- Named a 2015 Florida All-State Class 6A Honorable Mention
- As a junior in 2015, caught 51 passes for 974 receiving yards and eight receiving touchdowns and also ran for 348 yards and five scores on 38 carries
- Helped lead Clearwater to the 2015 6A Region quarterfinals. Tallied 587 all-purpose yards and four touchdowns as a sophomore in 2014

## PERSONAL

- Full Name: Jacquez Jones
- Born: Oct. 29, 1998
- Son of Helena Jones
- Has two younger siblings: Tony and Toni



# TIM JORDAN

## RUNNING BACK

9

SOPHOMORE • 1L • 5-11 • 203  
BARTOW, FLA. • BARTOW H.S.

### 2017 - FRESHMAN

- Games/Starts: 12/0
- Totaled 52 rushing yards on 11 carries and made eight receptions for 65 yards as backup running back
- Also contributed on special teams, returning three kicks for 55 yards (18.3 avg)
- Had a career-best 44 receiving yards vs. No. 20 LSU (11/18)
- Post career highs with 22 rushing yards in win over Indiana State (9/9)
- Made UT debut in season opener vs. Georgia Tech (9/4)

### HIGH SCHOOL

- Attended Bartow High School in Bartow, Fla., playing for coach Brian McCrae
- ESPN: 3-star (No. 77 RB, No. 168 prospect in Florida)
- 247 Sports: 3-star (No. 93 RB, No. 244 prospect in Florida)
- Rivals: 2-star
- Scout: 2-star
- Named to 2016 Florida All-State Class 7A Third Team
- As a senior in 2016, he rushed for 1,300 yards and 13 touchdowns
- Also played basketball in high school

### PERSONAL

- Full Name: Timothy James Jordan
- Born: June 4, 1999
- Son of Tim Jordan Jr. and Latosha Lowe
- Majoring in Kinesiology

### CAREER STATISTICS

Rushing	GP/GS	No	Yds	Avg	Per/G	TD	Long	High Yd
2017	12/0	11	52	4.7	5.2	0	12-UK	22-LSU
<b>Totals</b>	<b>12/0</b>	<b>11</b>	<b>52</b>	<b>4.7</b>	<b>5.2</b>	<b>0</b>	<b>12-UK</b>	<b>22-LSU</b>

Receiving	GP/GS	No	Yds	Avg	Per/G	TD	Long	High Yd
2017	12/0	8	65	8.1	5.4	0	28-LSU	44-LSU
<b>Totals</b>	<b>12/0</b>	<b>8</b>	<b>65</b>	<b>8.1</b>	<b>5.4</b>	<b>0</b>	<b>28-LSU</b>	<b>44-LSU</b>


Kick Returns	GP/GS	No	Yds	Avg	Per/G	TD	Long	High Yd
2017	12/0	3	55	18.3	4.6	0	26-GA	29-LSU
<b>Totals</b>	<b>12/0</b>	<b>3</b>	<b>55</b>	<b>18.3</b>	<b>4.6</b>	<b>0</b>	<b>26-GA</b>	<b>29-LSU</b>

### CAREER HIGHS

<b>Rushes</b>	4 vs. Indiana State, 9/9/17
<b>Rushing Yards</b>	22 vs. Indiana State, 9/9/17
<b>Long Rush</b>	12 at Kentucky, 10/28/17
<b>Receptions</b>	2 (2x) at Kentucky, 10/28/17 vs. LSU, 11/18/17
<b>Receiving Yards</b>	44 vs. LSU, 11/18/17
<b>Kickoff Returns</b>	2 vs. LSU, 11/18/17
<b>Kickoff Return Yards</b>	29 vs. LSU, 11/18/17
<b>Long Kickoff Return</b>	26 vs. Georgia, 9/30/17

### CAREER GAME-BY-GAME

2017 Opp.	Rush-Yds-TD, Lg	Rec-Yds-TD, Lg	KO Returns
vs. Ga. Tech	0-0-0	0-0-0	0-0-0
Indiana State	4-22-0, 10	1-9-0, 9	0-0-0
at Florida	0-0-0	0-0-0	0-0-0
UMass	0-0-0	0-0-0	0-0-0
Georgia	1-7-0, 7	1-(-1)-0, 0	1-26-0, 26
South Carolina	0-0-0	0-0-0	0-0-0
at Alabama	2-7-0, 7	1-8-0, 8	0-0-0
at Kentucky	3-11-0, 12	2-5-0, 4	0-0-0
Southern Miss	0-0-0	0-0-0	0-0-0
at Missouri	1-5-0, 5	0-0-0	0-0-0
LSU	0-0-0	2-44-0, 28	2-29-0, 17
Vanderbilt	0-0-0	1-0-0	0-0-0



# JOE KEELER

## OFFENSIVE LINE

67

R-JUNIOR • SQ • 6-5 • 290  
TRYON, N.C. • CHRIST SCHOOL

### CAREER HONORS

- 2017 SEC Academic Honor Roll
- 2016 SEC Academic Honor Roll

### 2017 - R-SOPHOMORE

- Games/Starts: 2/0
- Played in Tennessee's season finale vs. Vanderbilt (11/25)
- Made his collegiate debut vs. LSU on Nov. 18, entering the game off the bench

### 2016 - R-FRESHMAN

- Did not play in any games

### 2015 - FRESHMAN

- Redshirt season, did not play in any games

### HIGH SCHOOL

- Played offensive lineman for coach Mark Moroz at Christ School in Arden, N.C.



- Led the Greenies to an undefeated (6-0) record at home his senior season
- Multisport athlete was also a standout for the Christ School baseball team
- Hit .321 over four years at Christ School with 51 hits, two home runs and 41 RBIs



# TODD KELLY JR.

DEFENSIVE BACK

24

R-SENIOR • 3L • 5-11 • 200  
KNOXVILLE, TENN. • WEBB SCHOOL

## CAREER HONORS

- Inducted into Omicron Delta Kappa (ODK) National Leadership Honor Society
- 2017 SEC Academic Honor Roll
- 2016 CoSIDA Academic All-District 3
- 2016 SEC Academic Honor Roll
- 2015 SEC Academic Honor Roll
- 2014 Freshman All-SEC Team
- 2014-15 SEC First-Year Academic Honor Roll

## 2017 - SENIOR

- Games/Starts: 2/0
- Recorded seven tackles through two games before suffering a season-ending injury

## 2016 - JUNIOR

- Games/Starts: 12/11
- Announced in training camp that he would change jersey number from #6 to #24 in honor of fallen local hero Zaevion Dobson
- In first season as a full-time starter, started at safety in 11 of the 12 games he played in and recorded team-high 71 tackles (49 solo) to go with two tackles for loss, one sack, two interceptions, one forced fumble and four passed defended
- Had four tackles against Nebraska in Franklin American Mortgage Music City Bowl (12/30)
- Tallied seven tackles (six solo) against Kentucky (11/12)
- Had five tackles and one pass breakup against Tennessee Tech (11/5)
- Made five tackles and one seven-yard sack (first of career) at South Carolina (10/29)
- Made career-high 11 tackles (seven solo) against Alabama (10/15)
- Against Texas A&M (10/8), made seven tackles and intercepted quarterback Trevor Knight on first pass attempt of the game, giving him eight career interceptions
- Made career-high 10 tackles (six solo) along with one TFL in comeback win at Georgia (10/1)
- In win over Florida (9/24), made five tackles and intercepted a fourth-quarter pass by Austin Appleby that set up a Tennessee touchdown drive at the UF 42.
- Had season-high seven tackles (four solo) and one pass breakup vs. Ohio (9/17)
- Made five tackles and forced one fumble (first of career) vs. Virginia Tech (9/10)

## 2015 - SOPHOMORE

- Games/Starts: 13/2
- Saw lots of time at strong safety in sophomore season
- Played in 13 games with two starts in 2015, made 44 tackles, fifth on team
- Led team with three interceptions

## PERSONAL

- Full name: Joseph Hackney Keeler
- Born: August 16, 1996
- Son of Randy and Mary Keeler
- Majoring in Business Management

## CAREER STATISTICS

Defense	GP/GS	UT	AT	TT	Sack	TFL	FF	FR	PD	Int	High Tk
2014	13/3	22	11	33	0-0	0-0	0	1	5	3-21	6-Miz
2015	13/2	31	15	46	0-0	0-0	0	0	5	3-5	8-OU
2016	12/11	45	22	71	1-7	2-11	1	0	4	2-10	11-UA
2017	2/0	5	2	7	0-0	0.5-2	0	0	0	0-0	4-IS
<b>Totals</b>	<b>40/16</b>	<b>104</b>	<b>49</b>	<b>153</b>	<b>1-7</b>	<b>2.5-13</b>	<b>1</b>	<b>1</b>	<b>12</b>	<b>8-36</b>	<b>11-UA</b>

## CAREER HIGHS

<b>Tackles</b>	11 vs. Alabama, 10/15/16
<b>Tackles For Loss</b>	1.0 at Georgia, 10/1/16, at South Carolina, 10/29/16
<b>Sacks</b>	1 vs. South Carolina, 10/29/16
<b>Interceptions</b>	2 vs. Oklahoma, 9/12/15
<b>Forced Fumbles</b>	1 vs. Virginia Tech, 9/10/16
<b>Fumble Recoveries</b>	1 vs. Utah State, 8/31/14

## CAREER GAME-BY-GAME

2014 Opp.	U-A-T, Other	2015 Opp.	U-A-T, Other
Utah State	2-0-2, fr	vs. B. Green	1-1-2
Ark. State	4-1-5	Oklahoma	4-4-8, 2-5 int
at Oklahoma	0-0-0, pd	W. Carolina	4-1-5
at Georgia	2-2-4, 1-0 int, pd	at Florida	2-3-5
Florida	1-1-2, 1-21 int	Arkansas	0-2-2
Chattanooga	3-1-4	Georgia	4-0-4, 2 pbu
at Ole Miss	2-1-3	at Alabama	3-1-4
Alabama	1-1-2	at Kentucky	3-0-3
at S. Carolina	0-0-0	So. Carolina	6-0-6
Kentucky	0-1-1	N. Texas	2-2-4
Missouri	5-1-6	at Missouri	0-1-1
at Vanderbilt	1-0-1, 1-0 int	Vanderbilt	0-0-0, 1-0 int
vs. Iowa	1-2-3	Northwestern	2-0-2

2016 Opp.	U-A-T, Other	2017 Opp.	U-A-T, Other
App State	3-2-5	vs. Georgia Tech	2-1-3
vs. V Tech	1-4-5, 1 ff	Indiana State	3-1-4, 0.5-2 tfl
Ohio	4-3-7, 1 pbu		
Florida	5-0-5, 1-1 int		
at Georgia	6-4-10, 1-4 tfl		
at Texas A&M	4-3-7, int		
Alabama	7-4-11		
at S. Carolina	5-0-5, 1-7 sk, 1-7 tfl		
Tenn. Tech	4-1-5, pbu		
Kentucky	6-1-7		
Missouri	DND-INJ		
at Vanderbilt	0-0-0		
vs. Nebraska	4-0-4		

- Third interception of the season, came just prior to halftime in regular-season finale win vs. Vanderbilt (11/28)
- Six tackles vs. South Carolina (11/7) for 14 tackles in three-game span
- Four tackles and two pass break-ups vs. #19 Georgia (10/10)



- Returned to starting lineup vs. #19 Oklahoma (9/12), had first multi-interception game to go along with career-high eight tackles; last Vol with two interceptions in a game was Brian Randolph vs. WKU (9/7/13)
- After spending a week in the hospital with an infection, opened 2015 with two tackles vs. Bowling Green (9/5)

## 2014 - FRESHMAN

- Games/Starts: 13/3
- One of seven legacy freshmen on the roster, following father Todd Kelly Sr. to Vols
- Led all freshmen in the SEC with three interceptions
- Played in all 13 games, starting three games, making 33 tackles on the season with three interceptions
- Three interceptions are the most by a Vols true freshman since Eric Berry had five in 2007
- Three tackles in 2015 TaxSlayer Bowl win over Iowa (1/2)
- Clutch interception, as he dragged his toe in-bounds, late in win at Vanderbilt (11/29)
- Drew start vs. Missouri (11/22) in place of Brian Randolph (targeting suspension), making career best six tackles
- Second interception, a 21-yard return, vs. Florida (10/4)
- First interception of career on leaping pick-off at #12/13 Georgia (9/27) along with four tackles
- Made first-career start at strong safety vs. Arkansas State (9/6), making five tackles
- In college debut, recovered fumble to set up Vols' second TD of game, also made two tackles vs. Utah State (8/31)

## HIGH SCHOOL

- Lettered at Webb School in Knoxville, Tenn., for head coach David Meske
- 247 Sports: 4-star (No. 68 national prospect, No. 6 safety, No. 3 prospect in Tenn.)
- ESPN: 4-star (No. 84 national prospect, No. 5 safety, No. 3 prospect in Tenn.)

- Rivals: 4-star (No. 71 national prospect, No. 9 safety, No. 4 prospect in Tenn.)
- Scout: 4-star (No. 14 safety)
- 2013 Gatorade State Player of the Year for Tennessee
- Tennessee Titans Division II-A Mr. Football in both 2012 and 2013
- 2013 U.S. Army All-American Bowl selection
- 2012 Knoxville News Sentinel's Defensive Player of the Year
- Two-time TSWA All-State selection
- Played both defensive back and running back for Webb
- Led Spartans to Division II-A State Championship in 2013
- As a senior leader had 53 tackles, one sack and two interceptions to go along with 1,014 rushing yards and 23 total touchdowns on offense
- Named BlueCross Bowl Offensive MVP as he ran for more than 250 yards and scored three touchdowns in the championship game
- As a junior, recorded 72 tackles and three interceptions on defense and carried the ball 99 times for 1,120 yards and 23 touchdowns while also scoring five receiving touchdowns

## PERSONAL

- Full Name: Todd Eric Kelly, Jr.
- Born: October 9, 1995
- Son of Renee and Todd Kelly Sr.
- Father, Todd Kelly Sr., was a star for the Vols in the early 1990s and played four seasons in the NFL for the San Francisco 49ers, Cincinnati Bengals and Atlanta Falcons
- Majoring in Biomedical Engineering
- Recipient of the Phillip Fulmer Award for Excellence Scholarship
- Recipient of Mack Dove Athletic Scholarship



# DARRIN KIRKLAND JR.

## LINEBACKER

34

R-JUNIOR • 2L • 6-1 • 234

INDIANAPOLIS, IND. • LAWRENCE CENTRAL H.S.

## CAREER HONORS

- 2017 SEC Academic Honor Roll
- 2015 All-SEC Freshman Team

## 2017 - JUNIOR

- Missed the season after suffering an injury during fall practice

## 2016 - SOPHOMORE

- Games/Starts: 8/6
- Started at MIKE linebacker against Nebraska in the Franklin American Mortgage Music City Bowl, registering seven tackles and two TFLs
- Matched season high with nine tackles (six solo) and had one TFL in win vs. Missouri (11/19)
- Started at middle linebacker at South Carolina (10/29), leading the team with eight tackles in his return from injury
- Made seven tackles, including one sack for a four-yard loss vs. Virginia Tech (9/1) before exiting the game with an ankle injury that caused him to miss the next five games
- Tied career high with nine tackles vs. App State (9/1)

## CAREER STATISTICS

Defense	GP/GS	UT	AT	TT	Sack	TFL	FF	FR	QH	Int	High Tk
2015	13/10	43	23	66	3-26	6.5-29	0	1	5	1-26	9-3C
2016	8/7	30	15	45	1-4	5-10	0	0	0	0-0	9-2x
<b>Totals</b>	<b>21/17</b>	<b>73</b>	<b>38</b>	<b>111</b>	<b>4-30</b>	<b>11.5-39</b>	<b>0</b>	<b>1</b>	<b>5</b>	<b>1-26</b>	<b>9-3x</b>

## CAREER HIGHS

<b>Tackles</b>	9, 3x, last vs. Missouri, 11/19/16
<b>Sacks</b>	1, 4x, last vs. Virginia Tech, 9/10/16
<b>Tackle for Loss</b>	2 vs. Nebraska, 12/30/16
<b>Interceptions</b>	1 at Kentucky, 10/31/15
<b>Fumble Recovery</b>	1 at Missouri, 11/21/15

## KIRKLAND ON THE CHARTS

### Tackles By True Freshman - Season

1.	86	Eric Berry	2007
2.	80	A.J. Johnson	2011
3.	72	Derek Barnett	2014
4.	<b>66</b>	<b>Darrin Kirkland Jr.</b>	<b>2015</b>
5.	65	Jonathan Hefney	2004

# PLAYERS

## 2015 - FRESHMAN

- Games/Starts: 13/10
- Played in all 13 games with 10 starts at middle linebacker as a true freshman, making 66 tackles (fourth on team) with 6.5 TFLs and 3.0 sacks, an interception and five quarterback hurries
- Fourth in career tackles by a true freshman at Tennessee with 66
- Second in SEC in tackles by freshmen (Dre Greenlaw of Arkansas had 95)
- 31 tackles in final five games
- Posted six tackles with 1.5 TFLs and a sack in Outback Bowl win over Northwestern (1/1)
- Five tackles and a clutch fumble recovery at Missouri (11/21)
- Led Vols in tackles with eight, including a TFL vs. North Texas (11/14)
- Career-high of nine tackles vs. South Carolina (11/7)
- First career interception along with six tackles at Kentucky (10/31)
- Tied season high with seven tackles at #8 Alabama (10/24)
- Season-high seven tackles vs. Arkansas (10/3)
- Five tackles including 1.5 TFLs and a 9-yard sack at Florida (9/26)
- First career start came vs. Western Carolina (9/19), made four tackles
- As one of 15 true freshmen to debut vs. Bowling Green (9/5), made three tackles including a 9-yard sack

## HIGH SCHOOL

- Lettered at Lawrence Central High School in Indianapolis, Ind., for coach Jed Richman
- 247 Sports: 4-star (No. 4 ILB, No. 2 prospect in Indiana)
- ESPN: 4-star (No. 7 ILB, No. 1 prospect in Indiana)
- Rivals: 4-star (No. 7 ILB, No. 1 prospect in Indiana)
- Scout: 4-star (No. 5 MLB, No. 1 prospect in Midwest)
- Played in U.S. Army All-American Game in 2015
- Named MaxPreps All-American in 2014
- Participated in The Opening in 2014
- Named to Indianapolis Star Super Team as a senior
- Honored as all-state in Indiana in both 2013 and 2014



# JONATHAN KONGBO

## LINEBACKER

1

R-SENIOR • 2L • 6-5 • 254

SURREY, B.C. • HOLY CROSS H.S. • WYOMING • ARIZONA WESTERN CC

## 2017 - R-JUNIOR

- Games/Starts: 11/10
- Totaled 29 tackles and 2.5 sacks in 11 games at defensive end, showing flashes of the talent that made him the nation's No. 1 JUCO recruit in 2016
- Tallied two tackles and a sack to cap the season versus Vanderbilt (11/25)
- Sacked LSU quarterback Danny Etling in first quarter of loss to No. 20 LSU (11/18)
- Totaled three tackles and a sack versus UMass (9/23)
- Tied career-high with seven tackles at No. 24 Florida (9/16)
- Started and made a career-high seven tackles in season-opening win over Georgia Tech in Chick-fil-A Kickoff Game (9/4)

## 2016 - R-SOPHOMORE

- Games/Starts: 13/2
- Recorded career highs of four tackles and first sack of his NCAA career against Nebraska in the Franklin American Mortgage Music City Bowl (12/30)

## CAREER GAME-BY-GAME

2015 Opp.	U-A-T, Other	2016 Opp.	U-A-T, Other
vs. B. Green	2-1-3, 1-9 sk, 1-9 tfl	App State	4-5-9
Oklahoma	2-0-2	vs. V Tech	7-0-7, 1-4 sk
W. Carolina	2-2-4	Ohio	DND-INJ
at Florida	3-2-5, 15-9 tfl, 1-9 sk	Florida	DND-INJ
Arkansas	6-1-7, qh	at Georgia	DND-INJ
Georgia	1-0-1, qh	at Texas A&M	DND-INJ
at Alabama	5-2-7, 0-5-1 tfl	Alabama	DND-INJ
at Kentucky	2-4-6, 1-26 int, 1-1 tfl, 2 qh	at S. Carolina	5-3-8
So. Carolina	5-4-9, qh	Tenn. Tech	1-0-1, 1-1 tfl
N. Texas	5-3-8, 1-1 tfl	Kentucky	1-1-2
at Missouri	2-3-5, fr	Missouri	6-3-9, 1-0 tfl
Vanderbilt	3-0-3, pbu	at Vanderbilt	2-0-2
Northwestern	5-1-6, 1.5-8 tfl, 1-8 sk	vs. Nebraska	4-3-7, 2-4 tfl

- First team all-conference as a junior and senior
- Had 367 tackles in his three-year prep career
- Piled up 121 tackles as a senior, including 13.5 tackles for loss along with three interceptions in 2014
- Had 108 tackles as a junior in 2013 and 138 as a sophomore in 2012
- Helped Bears to 2012 Indiana State Championship and perfect 14-0 record
- Played basketball in high school
- Earned Honor Roll every semester in high school

## PERSONAL

- Full name: Darrin Keith Kirkland Jr.
- Born: Oct. 4, 1996 in Indianapolis, Ind.
- Son of Stephanie and Darrin Kirkland Sr.
- Brother of Derrick and Dean Kirkland
- Majoring in Finance
- Recipient of John R. & Charlotte H. Israel Athletic Scholarship
- Recipient of Sam J. McAllester Athletic Endowment

## CAREER STATISTICS

Defense	GP/GS	UT	AT	TT	Sack	TFL	FF	FR	QH	Int	High Tk
2016	13/2	7	4	11	1-16	3-18	0	0	5	1-59	4-NEB
2017	11/10	9	20	29	2.5-14.25-14	0	0	0	0	0-0	7-GT/UF
<b>Totals</b>	<b>24/12</b>	<b>16</b>	<b>24</b>	<b>40</b>	<b>3.5-30.5-27</b>	<b>0</b>	<b>0</b>	<b>5</b>	<b>1-59</b>	<b>7-GT/UF</b>	

## CAREER HIGHS

<b>Tackles</b>	7 (2x) vs. Georgia Tech, 9/4/17, at Florida, 9/16/17
<b>Tackles for Loss</b>	2 vs. Nebraska, 12/30/16
<b>Sacks</b>	1 (2x), vs. UMass 9/23/17, vs. Nebraska, 12/30/16
<b>Interceptions</b>	1 vs. Missouri, 11/19/16
<b>Defensive Touchdowns</b>	1 vs. Missouri, 11/19/16

- Made first start of career at defensive tackle against Vanderbilt (11/26), finishing with one tackle and two QB hurries
- Returned an interception off QB Drew Lock for a 59-yard touchdown in win vs. Missouri (11/19) and had one tackle for loss

- With veteran DE LaTroy Lewis sidelined due to injury, saw extended playing time vs. Ohio (9/17), posting career-high three tackles (two solo)
- Made first tackle and first QB hurry of Tennessee career vs. Virginia Tech (9/10)
- Made Tennessee debut vs. Appalachian State (9/1)

### 2015 - R-FRESHMAN (AT ARIZONA WESTERN CC)

- 247 Sports: 4-star (No. 1 overall JUCO prospect, No. 1 JUCO DE, No. 1 JUCO prospect in Arizona)
- ESPN: 4-star (No. 4 JUCO prospect, No. 1 JUCO DE)
- Rivals: 5-star
- Scout: 5-star (No. 5 JUCO prospect, No. 1 JUCO DE)
- Played 2015 season at Arizona Western College in Yuma, Arizona for coach Tom Minnick
- PrepStar JUCO All-American
- Member of ESPN JC50
- First team All-Conference in Arizona Community College Athletic Conference and Western States Football League
- Totaled 55 tackles with 16 TFLs, including 11 sacks
- Had a breakout performance against Pima C.C. (10/3), recording nine tackles, six tackles for loss and five sacks; all of those marks were career highs

### 2014 - FRESHMAN (AT WYOMING)

- Redshirted as a true freshman at the University of Wyoming before transferring to Arizona Western College



# CHEYENNE LABRUZZA

## DEFENSIVE BACK

20

R-FRESHMAN • RS • 5-11 • 188  
ALBANY, LA. • ALBANY H.S.

### CAREER HONORS

- Member of 2018-19 VOLeaders Academy Class

### 2017 - FRESHMAN

- Games/Starts: 4/0
- Saw action in his first SEC game on Sept. 16 at Florida
- Made his collegiate debut in the home opener vs. Indiana State, entering the game off the bench (9/9)

### HIGH SCHOOL

- Attended Albany High School in Albany, La., playing for coach Blane Westmoreland
- ESPN: 3-star (No. 119 CB, No. 50 prospect in Louisiana)



# RILEY LOCKLEAR

## OFFENSIVE LINE

56

SOPHOMORE • 1L • 6-4 • 293  
HUNTINGTON, W. VA. • SPRING VALLEY H.S.

### 2017 - FRESHMAN

- Games/Starts: 4/2
- Appeared in four games with two starts down the stretch for the Vols
- Started at right guard for second consecutive game vs. Vanderbilt (11/25)
- Made his first career-start at right guard vs. LSU (11/18)
- Saw action at right guard against Missouri (11/11)
- Made career debut in win over Southern Miss (11/4)

### HIGH SCHOOL

- Began playing football as a senior at Holy Cross H.S. in Surrey, British Columbia, for coach Ken Buchan
- Helped lead the Crusaders to the Class AA Playoffs, and was selected as a First Team Provincial All-Star
- Led the Crusader basketball team to a second place finish in the provincial 4A championship as a senior
- In track and field, Kongbo placed third in the provincial championships in the 100-meter dash as a junior

### PERSONAL

- Full Name: Jonathan Kongbo III
- Born: March 19, 1996
- Son of Joachim and Lily Kongbo
- Born in the Congo, but moved to Canada when he was 5 years old
- Recipient of Charlie & Mai Coffey Scholarship Endowment Fund
- Majoring in Communication Studies

- 247 Sports: 3-star (No. 44 CB, No. 16 prospect in Louisiana)
- Rivals: 3-star (No. 62 CB, No. 23 prospect in Louisiana)
- Scout: 4-star (No. 182 overall prospect, No. 19 CB, No. 2 CB in Louisiana)
- Attended Nike Sparq Combine
- As a senior in 2016, he scored 10 touchdowns
- As a junior captain in 2015, was named all-district and all-parish

### PERSONAL

- Full Name: Cheyenne Landon Labruzzo
- Born: January 21, 1999
- Son of the late Howard Parker Jr. & the late Tanya Labruzzo
- Majoring in Business

### HIGH SCHOOL

- Rivals: 4-star (No. 37 OT in nation, No. 2 prospect in West Virginia)
- 247Sports: 3-star (No. 583 overall prospect in nation, No. 63 OT in nation, No. 3 prospect in West Virginia)
- ESPN: 3-star (79 scout grade, No. 39 OG in nation, No. 69 prospect in region, No. 2 prospect in West Virginia)
- Scout: 3-star (No. 26 OG in nation, No. 4 OG in East, No. 1 OG in West Virginia)



## PLAYERS

- Attended Spring Valley High School in Huntington, W.Va., playing for coach Brad Dingess
- Was a two-year letterwinner and two-year captain at Spring Valley High school and also lettered one year for basketball
- Was a member of the bass fishing club team
- Recipient of the 2016 Stydahar Award, given to the state's top interior lineman by the West Virginia Sports Writers Association
- 2016 Blue-Grey All-American
- Two-time first-team all-state and first team all-conference



# RILEY LOVINGOOD

## LONG SNAPPER

46

R-JUNIOR • 2L • 6-0 • 213

HENDERSONVILLE, TENN. • BEECH SENIOR H.S.

### CAREER HONORS

- 2017 SEC Academic Honor Roll
- SEC Co-Special Teams Player of the Week (10/3/16)
- 2016 SEC Academic Honor Roll
- 2015-16 SEC First-Year Academic Honor Roll

### 2017 - R-SOPHOMORE

- Tennessee's starting long snapper for punts
- Had one tackle against Georgia Tech in the season opener (9/4)
- Snapped for Trevor Daniel, who finished No. 2 in the nation in punting average

### 2016 - R-FRESHMAN

- Games/Starts: 13/13
- Tennessee's starting long snapper for punts
- Had one tackle against Kentucky (11/12)
- Recorded one tackle against Alabama (10/15)
- SEC Co-Special Teams Player of the Week for Week 5 (10/3)
- Made an incredible play in win at Georgia (10/1). With 3:43 remaining in the fourth quarter, Lovingood snapped the ball to punter Trevor Daniel, who booted the ball 37 yards high in the air to the UGA 6-yard line. Lovingood raced down the field to make the catch, downing the ball at the UGA 6.

### 2015 - FRESHMAN

- Did not appear in any games as a freshman

- Set Spring Valley record for most knock downs in school history
- In junior high, helped lead his team to the 2013 Wayne County Championship (11-0) and the 2009 Turf Bowl Championship (11-0)

### PERSONAL

- Full Name: Riley Andrew Locklear
- Born: Oct. 21, 1997
- Son of Madea McGuire
- Younger brother of Alex Locklear
- Majoring in Kinesiology

### HIGH SCHOOL

- Lettered at Beech Senior High School in Hendersonville, Tenn., for coach Anthony Crabtree
- 247 Sports: 2-star (No. 4 long snapper, No. 77 prospect in Tennessee)
- ESPN: 2-star (No. 4 long snapper, No. 44 prospect in Tennessee)
- Rivals: 2-star
- Scout: 2-star
- Served as long snapper in Beech's 2012 Tennessee State Championship
- Invited to the 2014 Rubio Long Snapping Top 12 Camp in Los Angeles
- Attended the 2013 11th Annual National Kicking and Snapping Event in Las Vegas
- Named co-MVP at the June 2013 Tennessee Special Teams Camp

### PERSONAL

- Full Name: Riley James Lovingood
- Born: Oct. 25, 1996
- Son of Rachel and Jeff Lovingood
- Father Jeff served as Vols' chaplain under Phillip Fulmer
- Brother of Trevor Lovingood and uncle Jeff, who served as student managers for the Vols
- Majoring in Marketing
- Recipient of Nashvol Twins Athletic Scholarship Endowment



# WILL McBRIDE

## QUARTERBACK

17

SOPHOMORE • 1L • 6-1 • 209

LEAGUE CITY, TEXAS • CLEAR SPRINGS H.S.

### 2017 - FRESHMAN

- Games/Starts: 2/1
- First Tennessee true freshman to start at quarterback since Josh Dobbs in 2013
- Made first-career start in loss at Missouri, posting career highs with 139 passing yards, a passing TD and 63 rushing yards (11/11)
- Made career debut in win over Southern Miss, completing one pass for 13 yards (11/4)

### HIGH SCHOOL

- ESPN: 3-star (71 scout grade, No. 41 QB in nation, No. 225 prospect in region, No. 172 prospect in Texas)
- 247Sports: 3-star (No. 1380 overall prospect in nation, No. 28 dual-threat QB, No. 184 prospect in Texas)
- Scout: 3-star (No. 32 QB in nation, No. 5 QB in Midland region, No. 5 QB in Texas)
- Rivals: 3-star

- Attended Clear Springs High School playing for coach Craig Dailey
- Three-year letterwinner and one-year captain at Clear Springs
- Helped lead Clear Springs to 2016 district title and 9-2 record and earned first-team all-county honors
- Grandson of Louisiana Sports Hall of Fame coach Don Shaws
- Member of National Honor Society

### PERSONAL

- Full Name: William James McBride
- Born: Oct. 9, 1998
- Son of Stephanie and Jere McBride
- Older brother of Michael McBride
- Majoring in Business

### CAREER STATISTICS

Passing	GP/GS	Com	Att	Pct	TD	Int	Yds	Per/G	Long	High Yd
2017	2/1	17	40	42.5	1	2	152	76.0	22-MU	139-MU
<b>Totals</b>	<b>2/1</b>	<b>17</b>	<b>40</b>	<b>42.5</b>	<b>1</b>	<b>2</b>	<b>152</b>	<b>76.0</b>	<b>22-MU</b>	<b>139-MU</b>

Rushing	GP/GS	No	Yds	Avg	Per/G	TD	Long	High Yd
2017	2/1	18	70	3.9	35.0	0	43-MU	63-MU
<b>Totals</b>	<b>2/1</b>	<b>18</b>	<b>70</b>	<b>3.9</b>	<b>35.0</b>	<b>0</b>	<b>43-MU</b>	<b>63-MU</b>

### CAREER HIGHS

Completions	16 at Missouri, 11/11/17
Attempts	32 at Missouri, 11/11/17
Passing Yards	139 at Missouri, 11/11/17
Passing Touchdowns	1 at Missouri, 11/11/17
Rushing Attempts	14 at Missouri, 11/11/17
Rushing Yards	63 at Missouri, 11/11/17
Long Rush	43 at Missouri, 11/11/17

### CAREER GAME-BY-GAME

2017 Opp.	Comp	Att	TD	INT	Pct.	Yards	Lg	Run	Yds	TD	Lg
Southern Miss	1	8	0	0	12.5	13	13	4	7	0	7
at Missouri	16	32	1	2	50.0	139	22	14	63	0	43



# ELIJAH MEDFORD

## LONG SNAPPER

52

R-SENIOR • 2L • 5-9 • 202  
BURLINGTON, N.C. • WALTER WILLIAMS H.S.

### CAREER HONORS

- 2017 SEC Academic Honor Roll
- 2016 SEC Academic Honor Roll

### 2017 - R-JUNIOR

- Games/Starts: 10/0
- Tennessee's starting short snapper for field goals and extra points
- Played in 10 games as a redshirt junior

### 2016 - R-SOPHOMORE

- Games/Starts: 13/0
- Tennessee's starting short snapper for field goals and extra points

### 2015 - R-FRESHMAN

- Walk-on, joined the Vols in Spring 2015

### HIGH SCHOOL

- Three-year Letterman for coach David Green at Walter Williams H.S. in Burlington, N.C.
- Saw starts at long snapper, right tackle, and outside linebacker for the Bulldogs
- Recorded 48 tackles with one tackle for loss as a senior
- Selected to the 2013 North Carolina 3-A Mid-State All-Conference team as an offensive lineman and linebacker
- Recipient of the Corrigan-Faircloth Football Scholastic Award in 2013
- Awarded the Walter Williams Golden Helmet for having the highest GPA of any starting athlete

### PERSONAL

- Full Name: Elijah Jesse Medford
- Born: August 23, 1995
- Son of Patricia and Erle Medford
- Father Erle graduated from the University of Tennessee in 1986
- Majoring in Industrial Engineering



# JORDAN MURPHY

## WIDE RECEIVER

11

SOPHOMORE • 1L • 6-0 • 177  
HATTIESBURG, MISS. • HATTIESBURG H.S.

### 2017 - FRESHMAN

- Games/Starts: 7/0
- Caught the first pass of his career, a 12-yard reception, vs. Southern Miss on Homecoming (11/4)
- Made his collegiate debut in the home opener vs. Indiana State on Sept. 9

### HIGH SCHOOL

- Attended Hattiesburg High School in Hattiesburg, Miss., playing for coach Tony Vance
- ESPN: 3-star (No. 83 WR, No. 12 prospect in Mississippi)
- 247 Sports: 4-star (No. 50 WR, No. 8 prospect in Mississippi)

- Rivals: 4-star (No. 172 overall prospect, No. 28 WR, No. 3 prospect in Mississippi)
- Scout: 3-star (No. 76 WR, No. 2 WR in Mississippi)
- 2017 U.S. Army All-American Bowl Nomination
- As a senior in 2016, had 78 receptions for 1,695 yards and 21 touchdowns
- As a junior in 2015, had 50 receptions for 844 yards and

- 11 touchdowns
- Named as The Clarion-Ledger's Dandy Dozen 2016

**PERSONAL**

- Full Name: Jordan Murphy
- Born: January 7, 1999
- Grandson of Sarah Murphy



# NATHAN NIEHAUS

## OFFENSIVE LINE

57

R-SOPHOMORE • RS • 6-6 • 287  
CINCINNATI, OHIO • COLERAIN H.S.

**2017 - R-FRESHMAN**

- Did not play in any games

**2016 - FRESHMAN**

- Did not play in any games

**HIGH SCHOOL**

- 247 Sports: 3-star (No. 88 OT, No. 47 prospect in Ohio)
- ESPN: 3-star (No. 70 OT, No. 38 prospect in Ohio)
- Rivals: 3-star (No. 62 OT, No. 43 prospect in Ohio)
- Scout: 3-star (No. 58 OT, No. 4 OT in Ohio)
- Lettered at Colerain High School in Cincinnati, Ohio, for coach Tom Bolden
- PrepStar All-Midwest Region selection
- Honored as Cincinnati Enquirer Division I All-State as a senior

- Named to First Team All-Greater Miami Conference as a senior in 2015
- Selected Second Team All-District in 2015
- Helped Cardinals to 12-2 record in 2015 and berth in Ohio state semifinals
- Comes from same high school as Vols' senior lineman Dylan Wiesman

**PERSONAL**

- Full Name: Nathaniel Niehaus
- Last name pronounced NEE-house
- Born: August 21, 1998
- Son of Stormie and Michael Niehaus
- Majoring in Sociology



# MARQUILL OSBORNE

## DEFENSIVE BACK

3

JUNIOR • 2L • 5-11 • 190  
CORNELIUS, N.C. • WILLIAM AMOS HOUGH H.S.

**2017 - SOPHOMORE**

- Games/Starts: 9/0
- Backup cornerback who also saw time on special teams
- Made two tackles vs. South Carolina (10/14), tying a career-high set in 2016 vs. Alabama
- Recorded his first tackle of the season vs. Georgia Tech in the Chick-fil-A Kickoff Game (9/4)

**2016 - FRESHMAN**

- Games/Starts: 11/0
- Played mostly on special teams
- Had one tackle vs. Nebraska in the Franklin American Mortgage Music City Bowl (12/30)
- Against Kentucky (11/12) returned three kickoffs for 55 yards with a long of 22
- Recorded first sack of career vs. Tennessee Tech (11/5)
- Had one tackle and one kickoff returned for 24 yards at South Carolina (10/29)
- Recorded two tackles vs. Alabama (10/15)
- Has seen action off the bench and on special teams against Appalachian State (9/1), Ohio (9/17), Georgia (10/1), Texas A&M (10/8) and Alabama (10/15)

**HIGH SCHOOL**

- Graduated early in Dec. 2015 and enrolled at Tennessee in January 2016

**CAREER STATISTICS**

Defense	GP/GS	UT	AT	TT	Sack	TFL	FF	FR	PD	Int	High Tk
2016	11/0	6	0	6	1-2	2-3	0	0	0	0	2-AL
2017	9/0	2	3	5	0-0	0-0	0	0	0	0	2-SC
<b>Totals</b>	<b>20/0</b>	<b>8</b>	<b>3</b>	<b>11</b>	<b>1-2</b>	<b>2-3</b>	<b>0</b>	<b>0</b>	<b>0</b>	<b>0</b>	<b>2-AL/SC</b>

Kick Return	GP/GS	No	Yds	Avg	Per/G	TD	Long	High Yd
2016	11/0	4	79	19.8	7.2	0	24	55-UK
<b>Totals</b>	<b>11/0</b>	<b>4</b>	<b>79</b>	<b>19.8</b>	<b>7.2</b>	<b>0</b>	<b>24</b>	<b>55-UK</b>

**CAREER HIGHS**

<b>Tackles</b>	2 (2x), vs. South Carolina, 10/14/17, vs. Alabama, 10/15/16
<b>Tackles For Loss</b>	1.0 (2x), at South Carolina, 10/29/16, vs. Tennessee Tech, 11/5/16
<b>Sacks</b>	1.0 vs. Tennessee Tech, 11/5/16
<b>Kick Returns</b>	3 vs. Kentucky, 11/12/16
<b>Kick Return Yards</b>	55 vs. Kentucky, 11/12/16
<b>Kick Return Long</b>	24 at South Carolina, 10/29/16

- 247 Sports: 4-star (No. 17 CB, No. 6 prospect in North Carolina)
- ESPN: 4-star (No. 78 overall prospect, No. 8 CB, No. 4 prospect in North Carolina)

- Rivals: 4-star (No. 79 overall prospect, No. 8 CB, No. 3 prospect in North Carolina)
- Scout: 3-star (No. 42 CB, No. 1 CB in North Carolina)
- Lettered at William Amos Hough High School in Cornelius, N.C., for coach Miles Aldridge
- Versatile star for the Huskies, playing cornerback, wide receiver and returner
- 2016 Under Armour All-American
- 2016 PrepStar Dream Team
- Named Charlotte-Mecklenburg County Defensive Player of the Year and First-Team All-Conference
- Member of ESPN 300
- Compiled 1,301 all-purpose yards and eight touchdowns as a senior in 2015, scoring three different ways
- Posted 34 tackles in the secondary, making four interceptions, with one returned for a touchdown
- Caught 43 passes for 580 yards and five touchdowns
- Returned 15 kickoffs for 439 yards with two touchdowns, including a long of 96, also returned 10 punts for 75 yards
- Huskies finished 12-2 in 2015, reaching third round of playoffs
- As a junior in 2014, had 24 catches for 275 yards and four touchdowns
- Posted 48 tackles with nine passes defended, three fumble recoveries and an interception as a junior



# SOLON PAGE III

## LINEBACKER

**38**

R-FRESHMAN • RS • 6-2 • 211  
MARIETTA, GA. • KELL H.S.

### 2017 - FRESHMAN

- Did not play in any games

### HIGH SCHOOL

- Attended Kell High School in Marietta, Ga., playing for coach Derek Cook
- ESPN: 3-star (No. 53 safety, No. 89 prospect in Georgia)
- 247 Sports: 3-star (No. 38 OLB, No. 60 prospect in Georgia)
- Rivals: 3-star (No. 59 OLB, No. 80 prospect in Georgia)
- Scout: 3-star (No. 69 OLB, No. 10 OLB in Georgia)
- In 2016, named Class AAAAA Defensive Player of the Year, Parade All-America honorable mention and Georgia Sports Writers Association Class AAAAA All-State First Team



# JOSH PALMER

## WIDE RECEIVER

**5**

SOPHOMORE • 1L • 6-2 • 201  
BRAMPTON, ONTARIO, CANADA. • ST. THOMAS AQUINAS H.S. (FL)

### CAREER HONORS

- Member of 2018-19 VOLeaders Academy Class

### 2017 - FRESHMAN

- Games/Starts: 12/6
- Saw valuable time as a true freshman, making six starts and playing in all 12 games
- Set new career highs with two catches for 31 yards in loss at Kentucky (10/28)
- Had an 18-yard grab versus Indiana State (9/9) and made an 11-yard catch at Florida (9/16)

### CAREER GAME-BY-GAME

2016 Opp.	U-A-T, Other	2017 Opp.	U-A-T, Other
App State	0-0-0	vs. Georgia Tech	0-1-1
vs. V Tech	0-0-0	Indiana State	0-1-1
Ohio	0-0-0	at Florida	DNP
Florida	0-0-0	UMass	0-0-0
at Georgia	0-0-0	Georgia	0-0-0
at Texas A&M	0-0-0	South Carolina	2-0-2
Alabama	2-0-2	at Alabama	0-0-0
at S. Carolina	1-0-1, 1 tfl,	at Kentucky	0-1-1
Tenn. Tech	1-0-1, 1 tfl, 1.0 sack	Southern Miss	0-0-0
Kentucky	0-0-0	at Missouri	0-0-0
Missouri	1-0-1	LSU	DNP
Vanderbilt	0-0-0	Vanderbilt	DNP
vs. Nebraska	1-0-1		

### PERSONAL

- Full Name: Marquill Osborne
- Born on Sept. 24, 1996
- Son of Carl and Ileana Osborne
- Majoring in Arts and Sciences

- As a senior in 2016, recorded 178 tackles (123 solo) with 23.0 tackles for loss, two sacks, one interception, four forced fumbles and two quarterback hurries
- In 2015, he had 110 tackles with 15 tackles for a loss, three sacks, three fumble recoveries and two interceptions

### PERSONAL

- Full Name: Solon Page III
- Born: September 6, 1998
- Son of Solon and Michelle Page
- Majoring in Business

### CAREER STATISTICS

Receiving	GP/GS	No	Yds	Avg	Per/G	TD	Long	High Yd
2017	12/5	9	98	10.9	9.8	0	18-ISU	31-UK
<b>Totals</b>	<b>12/5</b>	<b>9</b>	<b>98</b>	<b>10.9</b>	<b>9.8</b>	<b>0</b>	<b>18-ISU</b>	<b>31-UK</b>
Rushing	GP/GS	No	Yds	Avg	Per/G	TD	Long	High Yd
2017	12/5	1	6	6.0	0.6	0	6-USC	6-USC
<b>Totals</b>	<b>12/5</b>	<b>1</b>	<b>6</b>	<b>6.0</b>	<b>0.6</b>	<b>0</b>	<b>6-USC</b>	<b>6-USC</b>



## PLAYERS

- Made collegiate debut in season-opening win over Georgia Tech in Chick-fil-A Kickoff Game, making one catch for seven yards (9/4)

### HIGH SCHOOL

- Attended St. Thomas Aquinas High School in Fort Lauderdale, Fla., playing for coach Roger Harriott
- ESPN: 3-star (No. 179 WR, No. 194 prospect in Florida)
- 247 Sports: 3-star (No. 120 WR, No. 111 prospect in Florida)
- Rivals: 3-star (No. 65 WR, No. 64 prospect in Florida)
- Scout: 3-star (No. 86 WR, No. 13 wide receiver in Florida)
- As a senior in 2016, recorded 32 catches for 506 yards and eight touchdowns
- 2016 Florida Class 7A All-State Second Team
- Helped lead St. Thomas Aquinas to the Florida 7A state title in 2016

### PERSONAL

- Full Name: Joshua Keith Palmer
- Born: September 22, 1999
- Son of Keith and Alethia
- Majoring in Business



# KYLE PHILLIPS

## DEFENSIVE LINE

5

SENIOR • 3L • 6-4 • 273

NASHVILLE, TENN. • HILLSBORO H.S.

### CAREER HONORS

- Inducted into Omicron Delta Kappa (ODK) National Leadership Honor Society
- 2017 SEC Academic Honor Roll
- Member of 2016-17 VOLeaders Academy Class
- 2016 SEC Academic Honor Roll
- 2015 SEC Academic Honor Roll

### 2017 - JUNIOR

- Games/Starts: 12/7
- Started seven games and played in all 12 at defensive end where he totaled 35 tackles, 4.5 TFLs, 2.0 sacks, two PBUs and four quarterback hurries
- Tallied four tackles against Missouri (11/11)
- Tallied the first multi-sack game of his career with two sacks vs. Southern Miss on Homecoming (11/4)
- Recorded a career-high six tackles at No. 1 Alabama (10/21)
- Collected three tackles in his first start (left end) of 2017 vs. South Carolina (10/14).
- Made three tackles vs. UMass (9/23), including a tackle for loss

### 2016 - SOPHOMORE

- Games/Starts: 11/1
- Posted two tackles and one TFL at Vanderbilt (11/26)
- Tallied four tackles (three solo) in win vs. Missouri (11/19)
- Had two tackles and two pass breakups against Kentucky (11/12)
- Made first start of career at DT vs. Tennessee Tech (11/5)
- Played at defensive tackle at South Carolina (10/29), making career-high five tackles (three solo) with one TFL for one yard
- Made season debut vs. Virginia Tech (9/10) with one tackle and saw playing time vs. Ohio (9/17)

### CAREER HIGHS

Receptions	2 at Kentucky, 10/28/17
Receiving Yards	31 at Kentucky, 10/28/17
Long Reception	18 vs. Indiana State, 9/9/17
Rushes	1 vs. South Carolina, 10/14/17
Rushing Yards	6 vs. South Carolina, 10/14/17
Long Rush	6 vs. South Carolina, 10/14/17

### CAREER GAME-BY-GAME

2017 Opp.	Rec-Yds-TD, Lg	Rushing (No.-Yds-TD, Lg)
vs. Georgia Tech	1-7-0, 7	0-0-0
Indiana State	1-18-0, 18	0-0-0
at Florida	1-11-0, 11	0-0-0
UMass	1-6-0, 6	0-0-0
Georgia	1-9-0, 9	0-0-0
South Carolina	0-0-0, 0	1-6-0, 6
at Alabama	0-0-0	0-0-0
at Kentucky	2-31-0, 16	0-0-0
Southern Miss	1-11-0, 11	0-0-0
at Missouri	1-5-0, 5	0-0-0
LSU	0-0-0	0-0-0
Vanderbilt	0-0-0	0-0-0

### CAREER STATISTICS

Defense	GP/GS	UT	AT	TT	Sack	TFL	FF	FR	PD	Int	High Tk
2015	6/0	4	4	8	1-2	15-3	0	0	0	0-0	3-2x
2016	11/1	9	6	15	0-0	2-2	0	0	2	0-0	5-SC
2017	12/7	18	17	35	2-13	4.5-20	0	0	4	2	0-0
<b>Totals</b>	<b>29/8</b>	<b>31</b>	<b>27</b>	<b>58</b>	<b>3-15</b>	<b>8-25</b>	<b>0</b>	<b>0</b>	<b>4</b>	<b>4</b>	<b>0-0</b>

### CAREER HIGHS

Tackles	6 at Alabama, 10/21/17
Tackles For Loss	2 vs. Southern Miss, 11/4/17
Sacks	2 vs. Southern Miss, 11/4/17
Passes Defended	2 vs. Kentucky, 11/12/16

### 2015 - FRESHMAN

- Games/Starts: 6/0
- Played in six games, making eight tackles with one sack and 1.5 TFLs in 2015 as a reserve defensive end
- First true freshman to have black stripe removed in 2015, coming on Aug. 10
- Suffered season-ending shoulder injury in game vs. South Carolina (11/7)
- Returned to action at Kentucky (10/31) and made one tackle
- Sat out two games with shoulder injury, suffered vs. Arkansas (10/3)
- Three tackles including first career sack and TFL at Florida (9/26)
- First three tackles of career vs. Western Carolina (9/19)
- One of 15 true freshmen to make college debut vs. Bowling Green (9/5) in his return to his hometown

**HIGH SCHOOL**

- Lettered at Hillsboro High School in Nashville, Tenn., for coach Louis C. Clayton
- 247 Sports: 4-star (No. 7 strong side DE, No. 2 prospect in Tennessee)
- ESPN: 4-star (No. 18 DT, No. 5 prospect in Tennessee)
- Rivals: 4-star (No. 11 strong side DE, No. 3 prospect in Tennessee)
- Scout: 4-star (No. 12 DE, No. 1 DE in Tennessee)
- Played in 2015 Army All-American Bowl in San Antonio
- Had 33 sacks in three seasons at Hillsboro
- Named All-Midstate and to Tennessee's Dandy Dozen in 2014
- Posted 58 tackles with 22.5 tackles for loss with 13 sacks as a senior in 2014

**PERSONAL**

- Full Name: Kyle Phillips
- Born: October 20, 1995
- Son of Teresa Phillips
- Mother Teresa serves as Director of Athletics at Tennessee State University in Nashville
- Summer 2017 service trip to Vietnam with VOLeaders Academy
- Majoring in Recreation and Sport Management
- Recipient of David Mason Booth Jr Endowed Men's Athletic Scholarship

**CAREER GAME-BY-GAME**

2015 Opp.	U-A-T, Other	2016 Opp.	U-A-T, Other
vs. B. Green	0-0-0	App State	DNP
Oklahoma	DNP	vs. V Tech	1-0-1
W. Carolina	1-2-3	Ohio	0-0-0
at Florida	2-1-3	Florida	1-0-1
Arkansas	0-0-0	at Georgia	DNP
Georgia	DNP	at Texas A&M	0-0-0
at Alabama	DNP	Alabama	0-0-0
at Kentucky	1-0-1	at S. Carolina	3-2-5, 1-1 tfl
So. Carolina	0-1-1, 0.5-1 tfl	Tenn. Tech	0-0-0
No. Texas	DNP-INJ	Kentucky	0-2-2, 2 pbu
at Missouri	DNP-INJ	Missouri	3-1-4
Vanderbilt	DNP-INJ	at Vanderbilt	1-1-2, 1-1 tfl
Northwestern	DNP-INJ	vs. Nebraska	0-0-0

2017 Opp.	U-A-T, Other
vs. Georgia Tech	1-1-2
Indiana State	0-2-2, 1-1 tfl
at Florida	0-1-1, 1 qb, 1 pbu
UMass	1-2-3, 1-6 tfl
Georgia	0-1-1
South Carolina	1-2-3, 0.5-0 tfl
at Alabama	2-4-6
at Kentucky	3-1-4
Southern Miss	3-2-5, 2-13 tfl, 2 s, 1 qb
at Missouri	4-0-4
LSU	1-2-3
Vanderbilt	1-0-1, 2 qb

**AUSTIN POPE****TIGHT END****81**

R-SOPHOMORE • 1L • 6-4 • 240

KNOXVILLE, TENN. • CHRISTIAN ACADEMY OF KNOXVILLE

**2017 - R-FRESHMAN**

- Games/Starts: 9/1
- Backup who saw playing time as a second tight end and finished with two receptions for nine yards
- Made first-career start in loss at Kentucky (10/28)
- Had a reception against UMass (9/23)
- Made first-career catch in loss at No. 24 Florida (9/16)

**2016 - FRESHMAN**

- Did not play in any games

**HIGH SCHOOL**

- 247 Sports: 3-star (No. 34 TE, No. 16 prospect in Tennessee)
- ESPN: 3-star (No. 14 TE, No. 15 prospect in Tennessee)
- Rivals: 3-star (No. 20 prospect in Tennessee)
- Scout: 3-star (No. 68 TE No. 3 TE in Tennessee)
- Lettered at Christian Academy of Knoxville in Knoxville, Tenn., for coach Rusty Bradley
- PrepStar All-Southeast Region selection
- Honored with Courtney Courage Award in 2015
- Hauled in 54 catches for 622 yards, scoring 10 touchdowns as a senior in 2015
- Playing H-Back, rushed 13 times for 43 yards scoring five touchdowns
- On defense, made 34 tackles with two sacks as a senior
- As a junior in 2014, had 68 catches for 809 yards with seven receiving scores, also carried five times, scoring three rushing touchdowns
- Had 39 tackles on defense as a junior

**CAREER STATISTICS**

Receiving	GP/GS	No	Yds	Avg	Per/G	TD	Long	High Yd
2016								
2017	9/1	2	9	4.5	1.0	0	10-UF	10-UF
<b>Totals</b>	<b>9/1</b>	<b>2</b>	<b>9</b>	<b>4.5</b>	<b>1.0</b>	<b>0</b>	<b>10-UF</b>	<b>10-UF</b>

**CAREER HIGHS**

<b>Receptions</b>	1 (2x)	at Florida, 9/16/17 vs. UMass, 9/23/17
<b>Receiving Yards</b>	10	at Florida, 9/16/17
<b>Long Reception</b>	10	at Florida, 9/16/17

**PERSONAL**

- Full Name: Austin G. Pope
- Born: September 25, 1997
- Son of Sheryl Pope and the late Tom Pope
- Majoring in Communication Studies



# SHANON REID

LINEBACKER

21

SOPHOMORE • 1L • 6-0 • 218  
FORT MYERS, FLA. • DUNBAR H.S.

## 2017 - FRESHMAN

- Games/Starts: 7/0
- Made one tackle as a freshman in 2017
- Tallied his first tackle, a solo stop, at Alabama on Oct. 21
- Made his first appearance in SEC play vs. South Carolina (10/14)
- Made his collegiate debut in the home opener vs. Indiana State on Sept. 9

## HIGH SCHOOL

- ESPN: 3-star (78 Scout, No. 41 OLB in nation, No. 293 prospect in region, No. 104 prospect in Florida)
- 247Sports: 4-star (No. 576 overall prospect in nation, No. 39 OLB in nation, No. 82 prospect in Florida)
- Scout: 3-star (No. 58 ILB in nation, No. 31 ILB in South, No. 9 ILB in Florida)

- Rivals: 3-star
- Attended Dunbar High School, Fla., playing for coach Sammy Brown
- Four-year letterwinner for Dunbar High School and served as captain for one year
- Was also a three-year letterwinner on the baseball team and a two-year letterwinner for basketball

## PERSONAL

- Chose Tennessee over LSU and Michigan
- Full Name: Shanon Raymon Reid
- Nicknames: Reezzy or S. Reezzy
- Born: December 3, 1997
- Son of Lindell Anderson and Shanon Reid
- Younger brother of Alexis Reid
- Majoring in Sports Medicine



# DREW RICHMOND

OFFENSIVE LINE

51

R-JUNIOR • 2L • 6-5 • 316  
MEMPHIS, TENN. • MEMPHIS UNIVERSITY SCHOOL

## 2017 - R-SOPHOMORE

- Games/Starts: 7/7
- Made season debut in win over Indiana State (9/9), starting at left tackle
- All seven of his starts came at left tackle
- Manned left tackle for Vols' three highest total offensive games: 445 yards at Kentucky (10/28), 442 yards at Florida (9/16) and 395 yards versus Indiana State (9/9)

## 2016 - R-FRESHMAN

- Games/Starts: 9/6
- Started at LT vs. Nebraska in Franklin American Mortgage Music City Bowl (12/30), paving the way for 521 yards of total offense (230 rushing) without giving up any sacks
- Started at LT at Vanderbilt (11/26) as Tennessee rolled to 516 yards of total offense
- Started at LT in 63-37 win over Missouri (11/19), paving the way for 609 yards of offense and as season-high 386 rushing yards
- Started at LT in 49-36 win vs. Kentucky (11/12), helping pave the way for 599 yards of offense and 376 rushing yards (UT's most in an SEC game since 406 vs. Vanderbilt on Nov. 26, 1994). Vols' 10.2 yards per play was their most since setting the school record at 10.9 against Kentucky in 2000 and their 9.2 yards per rush was the best mark since 9.5 yards per rush against Auburn on Dec. 4, 2004.
- Came off the bench vs. Ohio (9/17), vs. Alabama (10/15) and Tennessee Tech (11/5)
- Started at LT vs. Virginia Tech (9/10)
- Made collegiate debut and made first start at left tackle in 2016 season opener vs. Appalachian State (9/1)

## 2015 - FRESHMAN

- Did not appear in any games during the 2015 season

## HIGH SCHOOL

- Lettered at Memphis University School in Memphis, Tenn., for coach Bobby Alston
- 247 Sports: 4-star (No. 55 overall prospect, No. 3 offensive tackle, No. 2 prospect in Tennessee)
- ESPN: 4-star (No. 58 overall prospect, No. 5 offensive tackle, No. 1 prospect in Tennessee)
- Rivals: 5-star (No. 12 overall prospect, No. 2 offensive tackle, No. 1 prospect in Tennessee)
- Scout: 4-star (No. 10 offensive tackle, No. 1 offensive tackle in Tennessee)
- Played in 2015 Under Armour All-Star Game
- Participated in The Opening in 2015
- Honored as 2014 MaxPreps Second Team All-American
- Named 2014 Parade All-American Honorable Mention
- Named to Memphis Commercial Appeal 'Best of the Preps' Private School Team in 2014
- Helped Owls to Tennessee Division II Class AA Semifinals as a senior in 2014
- MUS played for the Tennessee Division II Class AA Championship in his junior year of 2013

## PERSONAL

- Full Name: Drew A. Richmond
- Born: January 2, 1996
- Son of Ruby and Mark Richmond
- Majoring in Communication Studies



# QUART'E SAPP

## LINEBACKER

### 14

R-JUNIOR • 2L • 6-2 • 223  
ALPHARETTA, GA. • MILTON H.S.

### 2017 - R-SOPHOMORE

- Games/Starts: 12/8
- Ranked fourth on the Vols with 78 tackles and added 4.0 TFLs and two pass breakups in first meaningful action after summing a knee injury in 2016
- Had 10+ tackles four times versus SEC opponents
- Tied career high with 11 tackles against LSU (11/18)
- Recorded a career-high 11 tackles at No. 1 Alabama (10/21)
- Collected a career-high two tackles for loss vs. South Carolina (10/14)
- Collected 10 tackles and the first TFL of his career versus #7 Georgia (9/30)
- Made the first start of his career vs. UMass (9/23) as UT's WLB and posted nine tackles and a PBU

### 2016 - R-FRESHMAN

- Games/Starts: 2/0
- Made one tackle vs. Appalachian State (9/1)

### 2015 - FRESHMAN

- Games/Starts: 4/0
- Recorded three special teams tackles in four games during his freshman season
- Made two tackles in college debut vs. Bowling Green (9/5)

### HIGH SCHOOL

- Lettered at Milton High School in Alpharetta, Ga., for coach Howie Decristofaro
- 247 Sports: 4-star (No. 15 OLB, No. 24 prospect in Georgia)
- ESPN: 4-star (No. 11 OLB No. 23 prospect in Georgia)
- Rivals: 4-star (No. 14 OLB No. 20 prospect in Georgia)
- Scout: 4-star (No. 27 OLB No. 6 OLB in Georgia)
- Participated in 2014 The Opening
- Named to 2014 Atlanta Journal-Constitution 6A All-State First Team in Georgia
- Helped Eagles to an 11-2 record and Georgia state quarterfinals as a senior in 2014
- Second team all-state in Class 6A by Georgia Sports Writers Association as a junior in 2013
- Atlanta Journal-Constitution honorable mention all-state in 2013

### CAREER STATISTICS

Defense	GP/GS	UT	AT	TT	Sack	TFL	FF	FR	PD	Int	High Tk
2015	4/0	3	0	3	0	0	0	0	0	0	2-BGSU
2016	2/0	1	0	1	0	0	0	0	0	0	1-ASU
2017	12/8	39	39	78	0	4-9	0	0	2	0	011-AL/LSU
<b>Totals</b>	<b>18/8</b>	<b>41</b>	<b>36</b>	<b>77</b>	<b>0</b>	<b>4-9</b>	<b>0</b>	<b>0</b>	<b>2</b>	<b>0</b>	<b>11-2x</b>

### CAREER HIGHS

<b>Tackles</b>	11 (2x), vs. LSU, 11/18/17, at Alabama, 10/21/17
<b>TFLs</b>	2.0 vs. South Carolina, 10/14/17
<b>PBUs</b>	1 (2x), vs. UMass, 9/23/17 vs. Georgia, 9/30/17

### CAREER GAME-BY-GAME

2017 Opp.	U-A-T, Other
vs. Georgia Tech	0-1-1
Indiana State	0-0-0
at Florida	1-6-7
UMass	6-3-9, 1 pbu
Georgia	3-7-10, 1-2 tfl, 1 pbu
South Carolina	6-1-7, 2-3 tfl
at Alabama	5-6-11, 1 qbh
at Kentucky	1-0-1
Southern Miss	2-4-6
at Missouri	9-1-10
LSU	4-7-11, 1-4 tfl
Vanderbilt	2-3-5

- Posted 113 tackles with 20 tackles for loss and four sacks as a junior in 2013
- Also had two interceptions and three forced fumbles as a junior
- Played basketball for the Eagles

### PERSONAL

- Full Name: Quart'e Sapp
- Pronounced quar-TAY
- Born: March 6, 1997
- Son of Angel Davis



# SHAWN SHAMBURGER

## DEFENSIVE BACK

### 15

SOPHOMORE • 1L • 5-11 • 193  
MOULTRIE, GA. • COLQUITT COUNTY H.S.

### 2017 - FRESHMAN

- Games/Starts: 11/1
- Finished with 19 tackles and one sack as a backup cornerback and special teams contributor
- Tallied four solo stops at Missouri (11/11)
- Made two tackles at Kentucky (10/28)
- Had first career tackle in first career game versus

- Indiana State (9/9)
- Led the Vols with 12 tackles, including a sack, at No. 1 Alabama in his first career start (cornerback)

### HIGH SCHOOL

- Attended Colquitt County High School in Moultrie, Ga., playing for coach Rush Propst



## PLAYERS

- ESPN: 3-star (No. 102 CB, No. 141 prospect in Georgia)
- 247 Sports: 3-star (No. 110 CB, No. 103 prospect in Georgia)
- Rivals: 3-star (No. 66 CB, No. 76 prospect in Georgia)
- Scout: 3-star (No. 69 CB, No. 6 CB in Georgia)
- Named 2016 Georgia Sports Writers Association Class 7A Honorable Mention and All-Region 1-7A Utility Player of the Year
- As a senior in 2016, totaled 51 tackles (42 solo) with three tackles for loss, five interceptions, seven passes defended, two forced fumbles, one fumble recovery and half of a sack and also made nine receptions for 110



# AUSTIN SMITH

LINEBACKER

11

R-JUNIOR • 2L • 6-3 • 246  
BUFORD, GA. • BUFORD H.S.

### 2017 - R-SOPHOMORE

- Games/Starts: 6/0
- Battled injuries in 2017, appearing in six games as a backup linebacker and special teams contributor
- Played in his first game of the 2017 season, entering the game vs. South Carolina off the bench (10/14)

### 2016 - SOPHOMORE

- Did not play in any games

### 2015 - FRESHMAN

- Games/Starts: 13/1
- Saw action as a true freshman, playing at SLB in place of injured Curt Maggitt
- Played all 13 games of 2015, as one of 17 true freshmen to play in 2015, making three tackles
- Drew first start, sixth true freshman to start in 2015, in regular-season finale vs. Vanderbilt (11/28)
- Made first tackle at Florida (9/26)

### HIGH SCHOOL

- Lettered at Buford High School in Buford, Ga., for coach Jess Simpson
- 247 Sports: 3-star (No. 51 OLB, No. 87 prospect in Georgia)
- ESPN: 3-star (No. 35 OLB, No. 63 prospect in Georgia)
- Rivals: 3-star (No. 46 OLB No. 58 prospect in Georgia)



# TREY SMITH

OFFENSIVE LINE

73

SOPHOMORE • 1L • 6-6 • 320  
JACKSON, TENN. • UNIVERSITY SCHOOL OF JACKSON

### CAREER HONORS

- Member of 2018-19 VOLeaders Academy Class
- 2017 FWAA Freshman All-American Team
- 2017 247Sports True Freshman All-American Team
- 2017 Freshman All-SEC Team
- 2017 Coaches All-SEC Second Team
- 2017 AP All-SEC Second Team
- 2017 Phil Steele All-SEC Second Team

- yards and one touchdown
- As a junior in 2015, posted 49 tackles (36 solo) with three interceptions, six passes defended, two forced fumbles and two field goal blocks
- Also ran track in high school

### PERSONAL

- Full Name: Shawn Shamburger
- Born: July 17, 1997
- Son of Prentice and Victoria Stanton
- Majoring in Business

### CAREER STATISTICS

Defense	GP/GS	UT	AT	TT	Sack	TFL	FF	FR	PD	Int	High Tk
2015	13/1	3	0	3	0	0	0	0	0	0	1-3x
2016					DNP	-	INJ				
2017	6/0	0	0	0	0	0	0	0	0	0	--
<b>Totals</b>	<b>19/1</b>	<b>3</b>	<b>0</b>	<b>3</b>	<b>0</b>	<b>0</b>	<b>0</b>	<b>0</b>	<b>0</b>	<b>0</b>	<b>1-3x</b>

### CAREER HIGHS

**Tackles** 1 three times, last at Missouri, 11/22/15

- Scout: 3-star (No. 39 OLB, No. 8 OLB in Georgia)
- Named to Atlanta Journal-Constitution All-State First Team in Class AAA
- Named to 2014 Gainesville Times Second-Team All-Area
- Posted 67 tackles with eight tackles for loss and forced three fumbles as a senior in 2014
- Helped Buford to Georgia State Class AAAA Championship with a 15-0 record in 2014

### PERSONAL

- Full Name: Austin Zachery Smith
- Born: November 12, 1996
- Son of Tekesha and Alton Smith
- Brother of Autumn and Aubrey
- Majoring in Communications

### 2017 - FRESHMAN

- Games/Starts: 12/12
- Authored one of the finest freshman seasons of any player in the country and one of the top freshman offensive line seasons in Tennessee history
- Only offensive linemen to start all 12 games
- Became first Vol true freshman to start at left tackle in over 30 years when he protected the blind side against Southern Miss (11/4)



- Led the Vols with 55 knockdowns and finished as the SEC's top-rated freshman offensive player (80.6) according to Pro Football Focus College
- Totaled eight knockdowns against No. 1 Alabama (10/21)
- Made first-career start at right guard in season-opening win over Georgia Tech in Chick-fil-A Kickoff Game (9/4)
- Showcased his versatility by earning playing time at right guard, left guard, left tackle and right tackle

### HIGH SCHOOL

- ESPN: 5-star (93 scout grade, No. 1 overall prospect in nation, No. 1 OT in nation, No. 1 prospect in region, No. 1 prospect in Tennessee)
- Scout: 5-star (No. 22 overall prospect in nation, No. 4 OT in nation, No. 2 OT in South, No. 1 OT in Tennessee)
- 247Sports: 5-star (No. 25 overall prospect in nation, No. 5 OT in nation, No. 3 prospect in Tennessee)
- Rivals: 4-star (No. 97 overall prospect in nation, No. 12 OT in nation, No. 5 prospect in Tennessee)
- Member of ESPN 300
- Attended the University School of Jackson in Jackson, Tenn., playing for coach Rusty Bradley
- Four-year letterwinner and one year captain at University School of Jackson

- Earned all-state honors from 2015-17
- Winner of the 2016 Bobby Dodd Award by the Touchdown Club of Atlanta
- 2017 Under Armour All-American and 2016 USA TODAY/American Family Insurance All-USA First Team
- 2016 MaxPreps Football All-American First Team Offense
- 2015-2016 Nike+ The Opening
- Two-time Tennessee Mr. Football, two-time District OL of the Year, two-time Player of the Year, two-time Offensive Lineman of the Year
- Bruins finished 9-4 in 2016, reaching the semi-finals of the playoffs
- Had 140 pancake blocks as a junior in 2015

### PERSONAL

- Chose Tennessee over Ohio State, Ole Miss and Alabama
- Full Name: Henry Louis Smith
- Born: June 16, 1999
- Son of Henry Smith and the late Dorsetta Smith
- Younger brother of Tennessee Football Executive Assistant to the Head Coach Ashley Smith
- Majoring in Sport Management with a minor in Business



# MARCUS TATUM

## OFFENSIVE LINE

68

R-SOPHOMORE • 1L • 6-6 • 293  
DAYTONA BEACH, FLA. • MAINLAND H.S.

### CAREER HONORS

- 2017 SEC Academic Honor Roll

### 2017 - SOPHOMORE

- Games/Starts: 4/3
- Appeared in four games with three starts at right tackle
- Started against South Carolina (9/14)
- Made second-career start in loss to No. 7 Georgia, opening the game at right tackle (9/30)
- Made first-career start at right tackle in season-opening win over Georgia Tech in Chick-fil-A Kickoff Game (9/4)

### 2016 - FRESHMAN

- Games/Starts: 2/0
- Played off the bench in win vs. Tennessee Tech (11/5)
- Made career debut vs. Alabama (10/15), entering off the bench at LT in relief of starter Brett Kendrick

### HIGH SCHOOL

- 247 Sports: 3-star (No. 42 OT, No. 60 prospect in Florida)
- ESPN: 4-star (No. 33 OT, No. 70 prospect in Florida)
- Rivals: 3-star (No. 45 OT)
- Scout: 4-star (No. 22 OT, No. 1 OT in Florida)
- Lettered at Mainland High School in Daytona Beach, Fla., for coach Scott Wilson
- PrepStar All-Southeast Region selection
- Helped Buccaneers to an 11-2 record in 2015 and a berth in the Florida Regional Finals
- All-Central Florida Football Second Team
- Florida All-State Class 6A First Team
- Member of Orlando Sentinel's 2016 Central Florida Super60

### PERSONAL

- Full Name: Marcus Tatum
- Born: December 11, 1997
- Son of Kellee Washington
- Recipient of Armstrong Relocation Athletic Scholarship Fund
- Majoring in Recreation and Sport Management



# DARRELL TAYLOR

## LINEBACKER

## 19

R-JUNIOR • 2L • 6-4 • 247

WAVERLY, VA. • HOPEWELL H.S.

### 2017 - R-SOPHOMORE

- Games/Starts: 10/7
- Started seven games at defensive end and made 10 appearances overall, ranking second on the Vols with 3.0 sacks
- Tallied 27 tackles, 4.0 TFLs, five hurries and two forced fumbles
- Made two sacks for a loss of 14 yards vs. Southern Miss while also forcing a fumble.
- Forced the first fumble of his career during No. 7 Georgia's opening drive of the third quarter, forcing the Bulldogs to punt.
- Recorded first-career sack when he tackled Florida's Feleipe Franks for a 15-yard loss on a 2nd-and-8. He also recovered the first fumble of his career in the third quarter (9/16)
- Made first-career start and made a career-high 12 tackles in season-opening win over Georgia Tech in Chick-fil-A Kickoff Game (9/4)

### 2016 - R-FRESHMAN

- Games/Starts: 8/0
- Made two tackles in win over Missouri (11/19)
- Had one tackle vs. Kentucky (11/12)
- Recorded career highs with three tackles, one TFL three QB hurries and one pass breakup against Tennessee Tech (11/5)
- Made career debut vs. Virginia Tech (9/10) in the Battle at Bristol, recording two tackles

### 2015 - FRESHMAN

- Redshirt season, did not play in any games

### HIGH SCHOOL

- Lettered at Hopewell High School in Hopewell, Va., for coach Ricky Irby
- 247 Sports: 4-star (No. 13 weakside DE, No. 11 prospect in Virginia)
- ESPN: 4-star (No. 35 athlete, No. 11 prospect in Virginia)
- Rivals: 4-star (No. 12 weakside DE, No. 13 prospect in Virginia)
- Scout: 4-star (No. 22 DE, No. 3 DE in Virginia)
- Played in Semper Fidelis All-American Bowl in 2014
- Earned second team all-state honors as a defensive end as a senior in 2014
- Member of All-Region 3A East First Team in 2014
- Played on both sides of the ball as a defensive end and wide receiver
- Recorded 60 tackles including 19.0 tackles for loss and 11 sacks as a senior in 2014

### CAREER STATISTICS

Defense	GP/GS	UT	AT	TT	Sack	TFL	FF	FRQBH	Int	High Tk		
2015						DNP - REDSHIRT						
2016	8/0	6	3	9	0-0	1-1	0	0	3	0-0	3-TTU	
2017	10/7	15	12	27	3-29	4-30	2	1	5	2	0	12-GT
<b>Totals</b>	<b>18/7</b>	<b>21</b>	<b>15</b>	<b>36</b>	<b>3-29</b>	<b>5-31</b>	<b>2</b>	<b>1</b>	<b>8</b>	<b>3</b>	<b>0</b>	<b>12-GT</b>

### CAREER HIGHS

<b>Tackles</b>	12 vs. Georgia Tech, 9/4/17
<b>Tackles for Loss</b>	2 vs. Southern Miss, 11/4/17
<b>Quarterback Hurries</b>	3 vs. Tennessee Tech, 11/5/16
<b>Sacks</b>	2 vs. Southern Miss, 11/4/17
<b>Fumble Forced</b>	1 vs. Georgia, 9/30/17
<b>Fumble Recovery</b>	1 at Florida, 9/16/17

### CAREER GAME-BY-GAME

2017 Opp.	U-A-T, Other
vs. Georgia Tech	6-6-12
Indiana State	0-2-2, 0,5-1 tfl, 1 pd
at Florida	1-1-2, 1-15 tfl, 1-15 sack, 1 fr, 1 qbh
UMass	2-0-2, 1-1 tfl
Georgia	2-0-2, 1 ff
South Carolina	DNP
at Alabama	DNP
at Kentucky	0-0-0, 1 qbh
Southern Miss	3-1-4, 2-14 tfl, 2 s, 1 ff, 1 qbh, 1 pbu
at Missouri	0-0-0
LSU	0-2-2, 1 qbh
Vanderbilt	0-1-1, 1 qbh

- Had 29 receptions for 356 yards with five receiving touchdowns as a senior
- Also blocked two field goals, forced three fumbles and defended six passes
- As a junior in 2013 posted 49 tackles, 15.5 tackles for a loss and nine sacks
- Also played basketball for three seasons averaging nearly 10.0 points per game

### PERSONAL

- Full Name: Darrell Lamond Taylor
- Born: March 24, 1997
- Son of Nakia Rosario and Darrell Taylor Sr.
- Brother of Rhianna, Yasmine and Jeremiah



# SHY TUTTLE

## DEFENSIVE LINE

**2**

SENIOR • 3L • 6-3 • 300

MIDWAY, N.C. • NORTH DAVIDSON H.S.

### CAREER HONORS

- 2015 Lindy's Sports No. 5 Impact True Freshman

### 2017 - JUNIOR

- Games/Starts: 10/4
- Tallied 27 tackles, including 2.5 TFLs in 10 games in 2017
- Capped the season with two tackles and one QB hurry against Vanderbilt (11/25)
- Collected five tackles vs. both Southern Miss and LSU, tying a career high. He also recording a career-high 1.5 tackles for loss vs. the Golden Eagles
- Recovered his first fumble of the season on Kentucky's third possession of the game, leading to a field goal attempt for the Vols (10/28)
- Made three tackles at No. 24 Florida, including a tackle for loss (9/16)

### 2016 - SOPHOMORE

- Games/Starts: 7/1
- Made first start of career at defensive tackle against South Carolina (10/29), recording one TFL before exiting due to injury that caused him to miss remainder of the season
- Tallied two tackles and one batted ball that resulted in an interception for Derek Barnett vs. Alabama (10/15)
- Matched season high with two tackles (one solo) at Texas A&M (10/8)
- Made season debut vs. Virginia (9/10), coming off bench and recording two tackles, one fumble recovery and one pass break-up

### 2015 - FRESHMAN

- Games/Starts: 6/0
- Played in first six games in first season, making 10 tackles with one fumble recovery and a blocked kick
- Two tackles in win over #19 Georgia (10/10) before suffering season-ending injury.
- Five tackles vs. Arkansas (10/3), along with a blocked field goal
- Two tackles at Florida (9/26)
- First tackle and fumble recovery came vs. Western Carolina (9/19)
- One of 15 true freshmen to debut vs. Bowling Green (9/5)

### HIGH SCHOOL

- Lettered at North Davidson High School in Winston-Salem, N.C., for coach Mark Holcomb
- 247 Sports: 5-star (No. 24 overall prospect, No. 5 DT, No. 1 prospect in North Carolina)
- ESPN: 4-star (No. 41 overall prospect, No. 6 DT, No. 1 prospect in North Carolina)
- Rivals: 4-star (No. 55 overall prospect, No. 7 DT, No. 2 prospect in North Carolina)
- Scout: 4-star (No. 83 overall prospect, No. 9 DT, No. 1 DT in North Carolina)
- Played in 2015 Under Armour All-American Game
- Selected to 2014 Shrine Bowl
- Member of ESPN 300
- Honored as 2014 MaxPreps Second Team All-American
- Four-year starter and three-time All-Northwest selection
- In four years with the Knights, had 315 tackles, 66 tackles for loss and 35 sacks
- Three-time CPC pick

### CAREER STATISTICS

Defense	GP/GS	UT	AT	TT	Sack	TFL	FF	FR	PD	Int	High Tk
2015	6/0	3	7	10	0-0	0-0	0	1	0	0-0	5-Ark.
2016	7/1	3	6	9	0-0	1-1	0	1	2	0-0	2-3x
2017	9/3	9	18	27	0-0	2-5-7	0	1	1	0	0-0-5-SM/LSU
<b>Totals</b>	<b>22/4</b>	<b>15</b>	<b>31</b>	<b>46</b>	<b>0-0-3-5-8</b>	<b>0</b>	<b>3</b>	<b>3</b>	<b>2</b>	<b>0-0</b>	<b>5-3x</b>

### CAREER HIGHS

<b>Tackles</b>	5 (3x), vs. LSU, 11/18/17, vs. Southern Miss, 11/4/17, vs. Arkansas, 10/3/15
<b>Tackles For Loss</b>	1.5 vs. Southern Miss, 11/4/17
<b>Fumble Recovery</b>	1 (3x), vs. Western Carolina, 9/19/15, vs. Virginia Tech, 9/10/16, at Kentucky 10/28/17
<b>Blocked Kick</b>	1 vs. Arkansas, 10/3/15

### CAREER GAME-BY-GAME

2015 Opp.	U-A-T, Other	2015 Opp.	U-A-T, Other
vs. B. Green	0-0-0	at Kentucky	DNP-INJ
Oklahoma	0-0-0, qh	So. Carolina	DNP-INJ
W. Carolina	0-1-1, fr	No. Texas	DNP-INJ
at Florida	1-1-2	at Missouri	DNP-INJ
Arkansas	1-4-5	Vanderbilt	DNP-INJ
Georgia	1-1-2	vs. Northwestern	DNP-INJ
at Alabama	DNT-INJ		
2016 Opp.	U-A-T, Other	2017 Opp.	U-A-T, Other
App State	DNP	Georgia Tech	DNP
vs. V Tech	0-2-2, 1-0 fr, 1 pbu	Indiana State	0-0-0
Ohio	0-1-1	at Florida	0-3-3, 0-5-2 tfl
Florida	0-0-0	UMass	DNP
at Georgia	0-1-1	Georgia	2-0-2
at Texas A&M	1-1-2	South Carolina	1-3-4, 0-5-1 tfl
Alabama	1-1-2, 1 pbu	at Alabama	0-3-3
at S. Carolina	1-0-1, 1-1 tfl	at Kentucky	1-1-2, 1 fr
		USM	3-2-5, 1-5-4 tfl
		at Missouri	1-0-1
		LSU	0-5-5
		Vanderbilt	1-1-2, 1 qbh

- Acclaimed as one of the 'most highly-recruited players' out of Northwest North Carolina by Journal Now
- Posted 67 tackles with 17 tackles for a loss with five sacks and four forced fumbles as a senior in 2014
- As a junior in 2013, had 77 tackles, nine TFLs, three sacks
- Named a Sophomore All-American by MaxPreps in 2012
- Had 97 tackles, 26 tackles for a loss and 18 sacks as a sophomore
- Began prep career with 74 tackles, 14 tackles for loss and nine sacks as a freshman in 2011
- Also played basketball and competed in track and field with the Knights

### PERSONAL

- Full Name: Shyheim Devonte Tuttle
- Born: October 20, 1995 in Midway, N.C.
- Son of Consuelo Tuttle
- Majoring in Communication Studies





# NIGEL WARRIOR

## DEFENSIVE BACK

18

JUNIOR • 2L • 6-0 • 188

DULUTH, GA. • PEACHTREE RIDGE H.S.

### CAREER HONORS

- 2016 SEC All-Freshman Team

### 2017 - SOPHOMORE

- Games/Starts: 12/12
- Ranked second on the team and 13th in the SEC with 83 tackles on the season
- Added 3.0 TFLs, 1.0 sack, one interception, three pass breakups, one fumble recovery, one blocked kick and three forced fumbles (tied for fourth in the SEC)
- Intercepted the first pass of his career and returned it 70 yards for a touchdown against Missouri (11/11). He also blocked the first PAT of his career in the fourth quarter
- Recovered the first fumble of his career on Kentucky's opening drive which led to a field goal before forcing his third fumble of the season with 4:27 left in the first quarter (10/28)
- Made seven tackles, including the first sack of his career vs. No. 1 Alabama
- His nine tackles versus South Carolina (10/14) ranked second on the team
- Recorded eight tackles against No. 7 Georgia (9/30)
- Totaled six tackles and forced a fumble at No. 24 Florida's 42-yard line that was recovered by Darrell Taylor (9/16)
- Started the season at strong safety and recorded a career-high 13 tackles vs. Georgia Tech (9/4)

### 2016 - FRESHMAN

- Games/Starts: 12/1
- Saw action on defense and on special teams
- Made first start of career at strong safety against Missouri (11/19), recording seven tackles (five solo)
- Had one tackle vs. Kentucky (11/12)
- Led the Vols with seven tackles (six solo) and had one tackle for a loss vs. Tennessee Tech (11/5)
- Recorded career-high five tackles against Alabama (10/15)
- Was ejected in second quarter at Texas A&M (10/8) for targeting while making a block on a UT punt return
- Made career debut against Appalachian State (9/1)

### HIGH SCHOOL

- 247 Sports: 4-star (No. 44 overall prospect, No. 2 safety, No. 6 prospect in Georgia)
- ESPN: 4-star (No. 157 overall prospect, No. 8 safety, No. 16 prospect in Georgia)
- Rivals: 4-star (No. 92 overall prospect, No. 4 safety, No. 11 prospect in Georgia)
- Scout: 5-star (No. 20 overall prospect, No. 2 safety, No. 1 safety in Georgia)
- Lettered at Peachtree Ridge High School in Suwanee, Ga., for coach Mark Fleetwood
- 2016 U.S. Army All-American
- Participated in The Opening in 2016
- Named First Team Class AAAAA All-Georgia in 2016
- Defensive MVP of the RisingSeniors.com All-Star Game
- Played on both sides of the ball, at safety and running back, rushing 14 times for 146 yards and two touchdowns in 2015

### CAREER STATISTICS

Defense	GP/GS	UT	AT	TT	Sack	TFL	FF	FR	PD	Int	High Tk
2016	12/1	19	3	22	0-0	1-1	0	0	0	0	7-TTU,MU
2017	12/12	43	40	83	1-2	3-7	3	1	3	1-70	13-GT
<b>Totals</b>	<b>23/12</b>	<b>62</b>	<b>43</b>	<b>107</b>	<b>1-2</b>	<b>4-8</b>	<b>3</b>	<b>1</b>	<b>3</b>	<b>1-70</b>	<b>13-GT</b>

### CAREER HIGHS

<b>Tackles</b>	13 vs. Georgia Tech, 9/4/17
<b>Tackles For Loss</b>	1 vs. Tennessee Tech, 11/5/16
<b>Forced Fumbles</b>	1 (3x), at Kentucky, 10/28/17 vs. Georgia, 9/30/17, at Florida, 9/16/17
<b>Fumbles Recovered</b>	1 at Kentucky, 10/28/17
<b>Blocks</b>	1 at Missouri (blocked a field goal), 11/11/17
<b>Interceptions</b>	1 (returned 70 yards for a TD), at Missouri, 11/11/17

### CAREER GAME-BY-GAME

2016 Opp.	U-A-T, Other	2017 Opp.	U-A-T, Other
App State	0-0-0	Georgia Tech	2-11-13
vs. V Tech	0-0-0	Indiana State	3-3-6, 0.5 tfl
Ohio	0-0-0	at Florida	2-4-6, 1 ff, 1 pbu
Florida	0-0-0	UMass	1-2-3, 1 pbu
at Georgia	0-0-0	Georgia	4-4-8, 1 ff
at Texas A&M	0-0-0	South Carolina	5-4-9
Alabama	5-0-5	at Alabama	4-3-7, 1-2 tfl, 1s, 1 pbu
at S. Carolina	2-0-2	at Kentucky	6-0-6, 1 ff, 1 fr
Tenn. Tech	6-1-7, 1-1 tfl	Southern Miss	4-2-6, 1-1 tfl
Kentucky	1-0-1	at Missouri	3-2-5, 1 int, 1 td, 1 blk
Missouri	5-2-7	LSU	4-4-8, 1-4 tfl
at Vanderbilt	0-0-0	Vanderbilt	4-2-6

- On defense, posted 30 tackles with three interceptions and a fumble recovery as a senior
- Named SEC Country's Defensive Recruit of the Week following two-interception, five-tackle game vs. North Gwinnett (10/9/15)

### PERSONAL

- Full Name: Nigel Dale Warrior
- Born: Dec. 14, 1997
- Son of Tangie Warrior and Dale Carter
- Father was an All-American at Tennessee in 1990 and 1991 and went on to an All-Pro career in the NFL with the Kansas City Chiefs
- Recipient of Aggregates USA, LLC Athletic Scholarship Fund



# LATRELL WILLIAMS

## WIDE RECEIVER

**8**

R-SOPHOMORE • SQ • 5-11 • 177  
LAKE CITY, FLA. • COLUMBIA H.S.

### 2017 - R-FRESHMAN

- Games/Starts: 1/0
- Made collegiate debut in the season opener vs. Georgia Tech in the Chick-fil-A Kickoff Game on Sept. 4

### 2016 - FRESHMAN

- Did not appear in any games

### HIGH SCHOOL

- 247 Sports: 3-star (No. 62 WR, No. 50 prospect in Florida)
- ESPN: 4-star (No. 75 WR, No. 67 prospect in Florida)
- Rivals: 2-star
- Scout: 3-star (No. 128 WR, No. 22 wide receiver in Florida)
- Lettered at Columbia High School in Hialeah, Florida for coach Brian Allen

- Helped Lions to 12-2 record as a senior in 2015 as team advanced to Florida state semifinals
- Speedy receiver has been clocked with a 4.27 in the 40-yard dash
- Caught 68 passes for 1,035 yards with nine receiving touchdowns as a senior
- Returned 11 kickoffs for 395 yards (35.9 yards per return) with two touchdowns, had three returns for 94-plus yards
- Also ran 20 times for 155 yards and two rushing scores Named USA Today Athlete of Week on Dec. 2, 2015

### PERSONAL

- Full Name: Latrell Demarcus Williams
- Born: July 19, 1997
- Son of Ternaia Smith
- Majoring in Kinesiology



# ELI WOLF

## TIGHT END

**80**

R-JUNIOR • 2L • 6-4 • 236  
MINSTER, OHIO • MINSTER H.S.

### CAREER HONORS

- Received a scholarship during 2017 fall practice

### 2017 - R-SOPHOMORE

- Games/Starts: 9/1
- Made one catch for a career high 19 yards in loss at Missouri (11/11)
- Made one catch for 11 yards in win vs. Southern Miss (11/4)
- Set a new career high with 17 receiving yards vs. Indiana State before leaving game with an injury (9/9)
- Made first-career start in season-opening win against Georgia Tech in Chick-fil-A Kickoff Game (9/4)

### 2016 - R-FRESHMAN

- Games/Starts: 6/0
- Recorded one catch for eight yards against Tennessee Tech (11/5)
- Made career debut vs. Appalachian State (9/1)

### 2015 - FRESHMAN

- Squad member, did not play in any games

### HIGH SCHOOL

- Lettered at Minster High School in Minster, Ohio for coach Geron Stokes
- Rivals: 2-star
- Scout: 2-star
- Set Minster record for career receptions (124), receiving yards (2,234) and receiving touchdowns (27) over three varsity seasons (2012-14)
- Holds every Minster receiving record for a career, season and game
- 2014 MAC All-Ohio First Team Offensive End
- Had school-record 74 receptions and school-record 1,319 receiving yards as a senior in 2014

### CAREER STATISTICS

Receiving	GP/GS	No	Yds	Avg	Per/G	TD	Long	High Yd
2015	DNP - Redshirt							
2016	6/0	1	8	8.0	1.3	0	8-TTU	8-TTU
2017	9/1	3	48	16.0	5.3	0	19-MU	19-MU
<b>Totals</b>	<b>14/1</b>	<b>4</b>	<b>56</b>	<b>14.0</b>	<b>4.0</b>	<b>0</b>	<b>19-MU</b>	<b>19-MU</b>

### CAREER HIGHS

<b>Receptions</b>	1 (4x), vs. Tennessee Tech, 11/5/16 vs. Indiana State, 9/9/17 vs. Southern Miss, 11/4/17 at Missouri, 11/11/17
<b>Receiving Yards</b>	19 at Missouri, 11/11/17
<b>Long Reception</b>	19 at Missouri, 11/11/17

- Helped Wildcats to 2014 Ohio State Division VI Championship
- Caught nine passes, including three touchdowns, for 145 yards in state title game
- Honored as Division VI All-Ohio Special Mention as a junior in 2013
- Posted 43 catches for 907 yards as a junior in 2013
- Holds top three records for receptions in a game with 10 and nine
- Set school record for receiving yards in a game with 250 on school-mark of 10 catches vs. Anna in 2013

### PERSONAL

- Full Name: Elijah Wolf
- Born: March 11, 1997
- Son of Shelly and James Wolf
- Majoring in Marketing

# 2018 NEWCOMERS



## JORDAN ALLEN

LINEBACKER

8

REDSHIRT SOPHOMORE • JC • 6-4 • 242  
FAIRFIELD, CALIF. • CITY COLLEGE OF SAN FRANCISCO

### 2017 - R-FRESHMAN (CCSF)

- ESPN: 4-star (No. 9 overall JUCO prospect, No. 2 DE, No. 4 prospect in California)
- 247 Sports: 3-star (No. 20 overall JUCO prospect, No. 2 DE, No. 3 prospect in California)
- Rivals: 4-star (No. 17 overall JUCO prospect)
- ESPN JUCO Top 50 Recruit (9)
- 2017 Stats (JUCO): 9 GP, 27 total tackles, 4.5 sacks, 8.0 TFL, 2 pass breakups
- Tied for team lead in sacks and was fourth on the team in TFLs during his lone JUCO season at City College of San Francisco

### HIGH SCHOOL


- Played wide receiver and defensive back at Armijo High School in California
- Named All-Monticello Empire first team as a senior after catching 50 passes and hauling in eight receiving touchdowns
- Caught nine receiving touchdowns as a junior
- Had seven interceptions and earned All-League honorable mention honors as a sophomore
- Also starred on the basketball and track & field teams earning All-League honors in both

### 2016 - FRESHMAN (UC DAVIS)

- Redshirted before transferring to City College of San Francisco

### PERSONAL

- Full Name: Jordan Demetrius Allen
- Born: November 20, 1998
- Undecided on major



## TANNER ANTONUTTI

OFFENSIVE LINE

71

FRESHMAN • HS • 6-5 • 269  
NASHVILLE, TENN. • ENSWORTH H.S.

### HIGH SCHOOL

- ESPN: 3-star (No. 87 OT prospect, No. 30 prospect in Tennessee)
- 247 Sports: 3-star (No. 48 OT prospect, No. 22 prospect in Tennessee)
- Rivals: 3-star (No. 28 prospect in Tennessee)
- 2017 Division II-AAA East/Middle All-Region Team
- 2016 Division II-AA Mr. Football semifinalist
- 2016 Division II-AA East/Middle All-Region Team
- 2016 TSWA Division II-AA All-State Team (DL)
- The Tennessean All-Midstate Second Team selection in 2016
- Primarily played tight end during his high school career, but made the switch to offensive tackle during his senior season at Ensworth
- Allowed less than five sacks in 10 games at offensive tackle
- Reeled in a seven-yard reception to cap Ensworth's 21-20 Week 11 win over rival Montgomery Bell Academy during 2016
- In 2016, he made eight catches for 139 yards and two touchdowns while also anchoring an offensive front that produced 345.1 yards and 27.3 points per game
- 2014-16: 13 receptions for 188 yards and three touchdowns. He also registered 36 tackles — 14 for loss — with eight sacks, eight pass deflections, a pair of forced fumbles and a recovery

### PERSONAL

- Born on November 29, 1999
- Son of Nancy and Mark Antonutti
- Has two siblings: Brett Buttrey and Kailie Antonutti
- Majoring in Finance



# JEREMY BANKS

**RUNNING BACK**

**33**

FRESHMAN • HS • 6-1 • 211  
CORDOVA, TENN. • CORDOVA H.S.

## HIGH SCHOOL

- 247 Sports: 3-star (No. 66 RB prospect, No. 33 prospect in Tennessee)
- Rivals: 4-star (No. 16 RB prospect, No. 9 prospect in Tennessee)
- Played in 2017 Toyota East West TN Football All-Star Classic
- Career Stats (MaxPreps): 339 carries, 2,773 yards, 120.6 ypg, 48 TDs
- 2017 Stats: 198 carries, 1,941 yards, 194.1 ypg, 32 TDs
- 2017 TSWA Class 6A All-State team
- 2017 All-Region 7-6A first team

- Helped lead Cordova High School to an 8-3 overall record and the 2017 state playoffs in Class 6A
- First Memphis area player to score 7 touchdowns in a game since 2011, doing so in the 2017 Region 7-6A Championship game against Arlington

## PERSONAL

- Born September 23, 1999



# PAXTON BROOKS

**PUNTER**

**37**

FRESHMAN • HS • 6-6 • 180  
WEST COLUMBIA, S.C. • AIRPORT H.S.

## HIGH SCHOOL

- ESPN: 3-star (No. 5 P/K, No. 15 prospect in South Carolina)
- 247 Sports: 2-star (No. 17 P/K, No. 59 prospect in South Carolina)
- Rivals: 3-star
- Kohl's Professional Camps: 5-star (No. 2 P)
- Ranked as the No. 2 punter in the 2018 Class according to Kohl's Professional Camps
- Won a punt off to earn the second spot in the 2018 Under Armour All-American Game
- 2016 Class 4A All-Region Kicker/Punter
- 2016 Midlands Punt Leader
- 2016 The State's All-Midlands Second Team Kicker
- 2015 Class 3A All-Region Kicker/Punter
- 2014 Class 3A All-Region Player

- Attended 2017 National Scholarship Camp, repeatedly hitting 50-60 yard punts
- Attended the Southern Showcase Camp
- Averaged 41.8 yards per punt and connected on 8-of-10 field goals, including a 51-yarder against North Augusta and was 45-of-48 on extra points in 2016
- Served as Airport High School's starting kicker and punter

## PERSONAL

- Full Name: Matthew Paxton Brooks
- Born: February 21, 2000
- Son of Dixon and Mary Brooks
- Plans to major in kinesiology



# JEROME CARVIN

**OFFENSIVE LINE**

**75**

FRESHMAN • HS • 6-5 • 303  
MEMPHIS, TENN. • CORDOVA H.S.

## HIGH SCHOOL


- ESPN: 3-star (No. 28 OG prospect, No. 19 prospect in Tennessee)
- 247 Sports: 3-star (No. 27 OT prospect, No. 13 prospect in Tennessee)
- Rivals: 4-star (No. 17 OT prospect, No. 8 prospect in Tennessee)
- Played in 2017 East West TN Football All-Star Classic
- 2017 All-Region 7-6A Team
- 2016 All-Region 4-6A Team
- Attended the New Orleans Nike Opening Regional Camp and the Under Armour All-American Camp in 2017

- Helped lead Cordova High School to 371.9 yards per game, a 12-2 record and the Class 6A state semifinals as a junior in 2016
- Helped lead Cordova to an 8-3 record and the Class 6A playoffs as a senior in 2017

## PERSONAL

- Full Name: Jerome Letrell Carvin
- Born: September 20, 2000
- Plans to major in sports management





# KELLER CHRYST

## QUARTERBACK

19

R-SENIOR • GR TR • 6-5 • 239

CHARLOTTE, N.C. • STANFORD • PALO ALTO H.S.

### CAREER HONORS

- 2017 Pac-12 All-Academic honorable mention
- 2017 Johnny Unitas Golden Arm Award watch list
- 2016 Pac-12 All-Academic honorable mention

### 2017 - SENIOR (STANFORD)

- Seven games played
- 78 of 144 passing for 962 yards, eight touchdowns and four interceptions
- 14 of 24 passing for 253 yards and two touchdowns vs. Rice
- 15 of 28 passing for 172 yards and two touchdowns at USC
- 8 of 15 passing for 131 yards, 23 rushing yards and seven-yard touchdown run at Utah
- 15 of 21 passing for 181 yards and three touchdowns vs. Oregon
- 16 of 33 passing for 141 yards, three-yard game-winning touchdown pass with 20 seconds left at Oregon State

### 2016 - JUNIOR (STANFORD)

- 12 games played
- 6-0 as starting quarterback
- 77 of 136 passing for 905 yards and 10 touchdowns
- 41 rushes for 159 yards and two touchdowns
- 3 of 5 passing for 33 yards at Washington
- Two completions for 13 yards, ran for 18 yards vs. Washington State
- First career start, 14 of 30 passing for 104 yards and two touchdowns at Arizona
- 83 yards rushing and 10 of 17 passes for 60 yards vs. Oregon State
- 19 of 26 passing for 258 yards and three touchdowns at Oregon
- 13 of 23 passing for 198 yards, two passing touchdowns and one rushing touchdown at Cal
- 11 of 16 passes for 154 yards, two passing touchdowns and 62-yard touchdown run vs. Rice
- 3 of 6 passing for 68 yards and one touchdown vs. North Carolina (Sun Bowl)

### 2015 - SOPHOMORE (STANFORD)

- Four games played
- 5 of 9 passing for 59 yards and one touchdown
- Six rushes for 10 yards
- One completion for 20 yards in career debut vs. UCF
- Three rushes for nine yards, 4 of 4 passing for 39 yards, six-yard touchdown vs. Arizona
- Two rushes for eight yards vs. UCLA

### 2014 - FRESHMAN (STANFORD)

- Did not play in any games in 2014

### HIGH SCHOOL

- Prepped at Palo Alto (Calif.) and played under head coach Earl Hansen
- Four-star recruit by Scout, Rivals, ESPN and 247Sports
- California's third-best recruit by ESPN, sixth by Rivals and 247Sports, ninth by Scout
- Nation's second-best pro-style quarterback by Rivals and 247Sports

- Nation's third-best pocket passer by ESPN, fifth-best overall quarterback by Scout
- 2014 Under Armour All-America
- 2013 Max Preps Preseason Mr. California
- 2013 Max Preps Preseason all-state
- 2013 Elite 11 finalist
- 2013 U.S. Army All-America
- 2013 Tom Lemming Top 50
- 2013 Mercury News Offensive Player of the Year
- 2013 Santa Clara Valley Athletic League (DeAnza Division) Player of the Year
- 2013 Orange County Register All-West Coast "Fab 15" first team
- 2012 Santa Clara Valley Athletic League (DeAnza Division) first team
- 2011 Mercury News Sophomore of the Year
- 2011 Santa Clara Valley Athletic League (DeAnza Division) Sophomore of the Year
- 2011 Cal-Hi All-State Sophomore
- 395 of 730 passing, 7,326 yards, 85 touchdowns during prep career
- 149 of 242 passing, 2,672 yards, 28 touchdowns, six rushing touchdowns as a senior
- 134 of 265 passing, 2,489 yards, 29 touchdowns, four rushing touchdowns as a junior
- 112 of 223 passing, 2,165 yards, 28 touchdowns, one rushing touchdown as a sophomore
- 23 wins in 35 career starts: team totaled 13,513 total yards (5,943 rushing, 7,326 passing) in starts
- School record holder for games started at quarterback (35), tied for games won at quarterback (23 - tied with Stanford assistant Peter Hansen)
- 14 games with three or more touchdown passes (school record)
- 10 games with four or more touchdown passes (school record)
- 35 consecutive games with at least one touchdown pass (school record)
- 110.0 career quarterback rating (school record)
- 85 career touchdown passes (school record)
- 96 total touchdowns (school record)
- 19.33 single-season yards/completion (school record)
- 7,326 passing yards (school record)
- 239.5 single-season passing yards/game (school record)
- 209.31 career passing yards/game (school record)
- Led team to three Central Coast Section CIF Division playoffs and 2011 title game
- Led team to Santa Clara Valley Athletic League (DeAnza Division) titles in 2011 and 2012
- 2013 Toyota Steve Young Scholar-Athlete Award Winner

### PERSONAL

- Full Name: Keller Joseph Chryst
- Son of George (Geep) and Shelley Chryst. His father coaches tight ends for Denver Broncos
- Two siblings, Gillian and Jackson
- Uncle, Paul Chryst, played football at Wisconsin and is head football coach for the Badgers



# BRANDON DAVIS

## DEFENSIVE BACK

29

FRESHMAN • HS • 5-10 • 170

NEW ORLEANS, LA. • JOHN CURTIS HS

### HIGH SCHOOL

- ESPN: Stars: N/A
- 247 Sports: 3-star (Position Rank: No. 135 CB; State Rank: No. 69 in LA)
- Rivals: N/A
- Composite Ranking: 3-star (Position Rank: No. 158 CB; State Rank: No. 72 in LA)
- Recorded six interceptions in 2017 as a senior at John Curtis High School
- Named to the 2017 LFCA 5A All-State First Team as a DB
- Led John Curtis to a 2017 LHSAA Division I State Runner-Up finish

- Named to the 2016 LFCA 5A All-State First Team as a flex player
- Played shortstop on the baseball team, led John Curtis high school to Louisiana Division I state championship

### PERSONAL

- Born on November 27, 1999
- Son of Anthony and Tasha Micheu
- Majoring in nutrition



# GREG EMERSON

## DEFENSIVE LINE

64

FRESHMAN • HS • 6-3 • 305

JACKSON, TENN. • NORTH SIDE HS

### HIGH SCHOOL

- ESPN: 4-star (No. 281 overall prospect, No. 19 DE, No. 8 prospect in Tennessee)
- 247 Sports: 4-star (No. 84 overall prospect, No. 7 DE, No. 3 prospect in Tennessee)
- Rivals: 4-star (No. 65 overall prospect, No. 5 DE, No. 4 prospect in Tennessee)
- ESPN 300 Recruit (281)
- Invited to play in 2018 U.S. Army All-American Bowl
- Led North Side High School to 2016 State Playoffs

- Participated in Nike's 2017 "The Opening Finals" in Beaverton, Oregon
- Rated the No. 1 recruit in Tennessee in the Spring of 2017 by The Tennessean
- Did not play in 2017 due to injury

### PERSONAL

- Full Name: Greg Bendale Emerson
- Born: March 8, 2000
- Plans to major in business



# TREVON FLOWERS

## DEFENSIVE BACK

25

FRESHMAN • HS • 5-11 • 184

TUCKER, GA. • TUCKER HS

### HIGH SCHOOL

- 247 Sports: 3-star (No. 58 S, No. 72 prospect in Georgia)
- Rivals: 3-star
- Originally committed to play college baseball at the University of Kentucky
- Took a three-year break from high school football to focus on baseball but played his fall 2017 senior season of football, starring at free safety for Tucker High School
- Helped lead the Tigers to a 12-2 overall record and the Georgia Class 6A State semifinals as a senior in 2017

- Three-sport star who also played basketball, earning GACA Class 6A North All-State honors for the 2016-17 season
- Chose Tennessee overall several Power 5 offers, including Clemson and Kentucky

### PERSONAL

- Born: December 14, 1999
- Also plans to play baseball at Tennessee



# KUROTT GARLAND

DEFENSIVE LINE

79

FRESHMAN • HS • 6-3 • 275  
CONYERS, GA. • HERITAGE HS

## HIGH SCHOOL

- 247 Sports: 3-star (No. 42 SDE, No. 101 prospect in Georgia)
- 2017 AJC Class 6A Honorable Mention All-State Defensive Lineman
- 2017 GSWA Class 6A Second Team All-State Defensive Lineman
- Played in 12 games for Heritage High School and made 125 tackles, including 82 solo. He sacked opposing

quarterbacks 12.5 times, caused one fumble and caught one interception

- Led Heritage High School to the second round of the state playoffs

## PERSONAL

- Born: January 4, 2000



# KENNETH GEORGE, JR.

DEFENSIVE BACK

41

R-SOPHOMORE • JC • 5-11 • 195  
LAFAYETTE, LA. • TRINITY VALLEY CC • ACADIANA HS

## 2017 - R-FRESHMAN (TRINITY VALLEY)

- Played in 11 games
- Finished the season with 27 tackles and two interceptions
- Got on the field for Trinity Valley's first game in 2017, a 57-3 victory against Pima on Aug. 26, and picked off a pass and returned it 46 yards.

## 2016 - FRESHMAN (TRINITY VALLEY)

- Did not play in a game, redshirt season
- Put on 50 pounds and grew four inches before walking on at Trinity Valley

## HIGH SCHOOL

- Primarily saw playing time as a member of Acadiana High School's kickoff team from 2011-14
- Practiced as a wide receiver and defensive back under head coach Ted Davidson
- Was a part of back-to-back state championships in 2013 and 2014

## PERSONAL

- Born on March 14, 1997
- Son of Donna and Kenneth George Sr.
- Has two siblings: Travis Gray and Ki'onna George



# EMMIT GOODEN

DEFENSIVE LINE

93

JUNIOR • JC • 6-3 • 306  
BROWNSVILLE, TENN. • INDEPENDENCE C.C.

## 2017 - SOPHOMORE (INDEPENDENCE)

- ESPN: 4-star (No. 37 overall JUCO prospect, No. 9 DE)
- 247 Sports: 3-star (No. 36 overall JUCO prospect, No. 10 DT, No. 5 prospect in Tennessee)
- Rivals: 4-star (No. 14 overall JUCO prospect)
- 2017 NJCAA Second Team All-American
- 2017 Stats: 81 tackles, 6.5 TFL, one sack
- Helped Independence C.C. finish the 2017 season ranked No. 5 nationally after finishing the year with a 9-2 overall record
- Helped lead Independence C.C. to the Kansas Jayhawk Conference league title and its first-ever bowl victory with a 30-20 win over Northeastern Oklahoma A&M in the 2017 Midwest Bowl Classic

## 2016 - FRESHMAN (INDEPENDENCE)

- 2016 Stats: 55 tackles, 13.5 TFL, four sacks, two forced fumbles, one fumble recovery

## HIGH SCHOOL

- Was a three-year starter at Haywood High School in Brownsville, Tennessee
- Career High School Stats (MaxPreps): 29 GP, 213 tackles, 81.0 TFL, 24.5 sacks
- Named Tennessee Titans Mr. Football Class 4A Lineman award winner as a senior in 2015
- Named 2015 All-West Tennessee Lineman of the Year
- 2015 TSWA Class 4A All-State selection

## PERSONAL

- Born on February 9, 1997
- Majoring in sports management



# KINGSTON HARRIS

## DEFENSIVE LINE

**51**

FRESHMAN • HS • 6-3 • 316  
ORLANDO, FLA. • IMG ACADEMY

### HIGH SCHOOL

- ESPN: 3-star
- 247 Sports: 3-star
- Rivals: 3-star
- Spent first two seasons at Orlando Christian Prep before transferring to national powerhouse IMG Academy for junior and senior seasons
- Career Stats (MaxPreps): 30 GP, 133 total tackles, 9.0 sacks, 11.0 TFL, 2 forced fumbles
- Totaled 40 tackles, 5.0 TFL, 3.5 sacks, and two forced fumbles during his two seasons at IMG Academy while having to split playing time on a loaded defensive line

- Totaled 93 tackles, 6.0 TFL and 5.5 sacks in two seasons at Orlando Christian Prep
- Named a 2015 SSAC All-Conference Honorable Mention
- Helped lead OCP to a runner-up finish in the Sunshine State Athletic conference (SSAC) as a freshman in 2014
- Also starred on the basketball team at Orlando Christian Prep

### PERSONAL

- Born on August 8, 2000



# JAHMIR JOHNSON

## OFFENSIVE LINE

**72**

JUNIOR • JC • 6-5 • 285  
PHILADELPHIA, PA. • ARIZONA WESTERN C.C.

### 2017 - SOPHOMORE (ARIZONA WESTERN)

- ESPN: 3-star (No. 49 overall JUCO prospect, No. 5 OT)
- 247 Sports: 4-star (No. 14 overall JUCO prospect, No. 2 OT, No. 2 prospect in Pennsylvania)
- Rivals: 3-star
- ESPN JUCO Top 50 Recruit (49)
- 2017 NJCAA First Team All-American
- 2017 All-Western States Football League (WSFL) First Team
- 2017 All-Arizona Community College Athletic Conference (ACCAC) First Team
- Helped lead Arizona Western to a 9-1 season (7-0 in conference play) and the NJCAA National Championship game in 2017
- Anchored an offensive line that paved the way for a Matador offense that ranked second in the Arizona Community College Athletic Conference with 39.7 points per game and third with 456.3 yards of offense per game.

### 2016 - FRESHMAN (RHODE ISLAND)

- Redshirted before transferring to Arizona Western

### HIGH SCHOOL

- Helped lead Imhotep Institute to an undefeated season in 2015 and the PIAA Class 3A State Championship
- Named to 2015 Class 3A All-EasternPAFootball.com District 12 Honorable Mention
- Signed with Rhode Island coming out of Imhotep in the class of 2016 and redshirted

### PERSONAL

- Born on December 26, 1997
- Son of Rhonda Johnson
- Majoring in communications



# BRANDON KENNEDY

## OFFENSIVE LINE

**58**

R-JUNIOR • GR TR • 6-3 • 301  
WETUMPKA, ALA. • ALABAMA • WETUMPKA HS

### 2017 - R-SOPHOMORE (ALABAMA)

- The Crimson Tide's backup center
- Saw action in three games off the bench against Fresno State, Vanderbilt and Ole Miss
- Suffered a season-ending foot injury early in the year that limited his playing time.

- Played in seven games in 2016
- Saw his first career action for the Crimson Tide in the 2016 season opener against USC, playing six snaps off the bench in the fourth quarter

### 2015 - FRESHMAN (ALABAMA)

- Did not play in any games

### 2016 - R-FRESHMAN (ALABAMA)

- A reserve option for the Crimson Tide on the offensive line at guard




**HIGH SCHOOL**

- Selected to participate in the 2015 Under Armour All-America Game
- Ranked as the No. 3 center nationally by Rivals.com and the No. 13 player in the state of Alabama
- No. 86 in the ESPN300 and the No. 5 offensive guard in the nation
- Listed as the No. 4 player in Alabama by ESPN
- Rated as the No. 19 guard by 247Sports and the No. 10 player in the state
- A Prepstar Top 300 All-American at No. 154

- 2014 AL.com Super All-State
- No. 10 on the 2015 AL.com A-List
- 2014 6A All-State by the Alabama Sports Writers Association
- Participated in the 2014 Alabama-Mississippi All-Star Game
- Played for head coach Tim Perry at Wetumpka High School

**PERSONAL**

- Born on November 9, 1996
- Son of Kimberly Tuck
- Pursuing a master's degree in kinesiology

**OLLIE LANE****OFFENSIVE LINE****78**

FRESHMAN • HS • 6-4 • 308  
CORRYTON, TENN. • GIBBS HS

**HIGH SCHOOL**

- ESPN: 3-star (No. 55 OG prospect, No. 28 prospect in Tennessee)
- 247 Sports: 3-star (No. 33 OG prospect, No. 29 prospect in Tennessee)
- Rivals: 3-star (No. 30 prospect in Tennessee)
- Invited to play in 2017 Toyota East West TN Football All-Star Classic
- 2017 TSWA Class 5A All-State team
- Region 2-5A Offensive Lineman of the Year in 2016 and 2017

- 2016 Class 5A All-State Offensive Lineman
- 2016 All-PrepXtra Football First Team
- Anchored a Gibbs offensive line that finished 8-4 in the second round of the 5A playoffs in 2016

**PERSONAL**

- Full Name: Oliver Trent Lane
- Born: Dec. 29, 1999
- Plans to major in kinesiology

**MADRE LONDON****RUNNING BACK****31**

R-SENIOR • GR TR • 6-1 • 213  
LITTLE ROCK, ARK. • MICHIGAN STATE • ST. THOMAS AQUINAS H.S. (FL)

**2017 - R-JUNIOR (MICHIGAN STATE)**

- Had 83 carries for 304 yards in 12 games (3.7 avg; 25.33 ypg), surpassing last season's total in both carries and yards
- Posted a career-high nine catches for 62 yards (16-yard longest catch) and his first career TD catch
- Posted season-high rushing yards and carries in Michigan and Minnesota games
- Had four rushes for 16 yards and added one catch for 11 yards at No. 11 Ohio State
- Started for second time this season in Indiana game, rushing for 13 yards on six carries and had one catch for 14 yards
- Made first start of season at Minnesota and rushed for season-best 74 yards on 16 carries with a long of 18 yards and including a 3-yard TD, adding one catch for 5 yards
- Rushed for 59 yards on 10 carries at No. 7 Michigan, including a season-long 50-yard rush in the second quarter; added two catches for 19 yards, including his first career TD catch in Michigan game, scoring on a 16-yard catch and scamper for a score for MSU's second TD of the game
- Was named the team's offensive "Unsung Hero" against the Wolverines
- Rushed eight times for 28 yards vs. Western Michigan and added a 3-yard catch
- Scored MSU's first rushing TD of the Bowling Green

game, giving the Spartans the lead that they would not relinquish on a 7-yard scamper up the middle, finishing with 10 carries for 54 yards (5.4 avg.) and a tackle on special teams.

**2016 - R-SOPHOMORE (MICHIGAN STATE)**

- Rushed for 120 yards on 28 carries (4.3 avg.) in 10 games and saw action on special teams
- Had season-best output vs. Rutgers with nine carries for 52 yards and tied career-best with two rushing TDs.
- Rushed seven times for 39 yards at Indiana

**2015 - R-FRESHMAN (MICHIGAN STATE)**

- Saw action in 11 games to earn his first letter
- Started the first six games at tailback, but missed three games (Michigan, Indiana, Nebraska) due to an ankle injury; returned to action in Week 10 vs. Maryland
- Ranked third on the team in rushing (500 yards; 45.5 ypg.; 4.2 avg.) and rushing TDs (3)
- Ranked second on the team in carries (119)
- Rushed 12 times for 60 yards (5.0 avg.) in the Big Ten Championship Game vs. No. 4 Iowa
- Rushed for 97 yards on 17 carries (5.7 avg.) vs. Purdue
- Led the team with 73 yards rushing on 15 carries, including a 6-yard TD run, vs. Central Michigan
- Recorded his first career 100-yard rushing game with 103 yards on 18 attempts (5.7 avg.) in the victory against No. 7 Oregon; on MSU's first play from scrimmage,



busted loose for a career-long 62-yard run that set up the first TD of the game for the Spartans

- Rushed for 59 yards on 13 carries (4.5 avg.) and two touchdowns (24 yards, 7 yards) in his collegiate debut at Western Michigan.

## 2014 - FRESHMAN (MICHIGAN STATE)

- Did not play in any games

## HIGH SCHOOL

- Participated in the 2014 Semper Fidelis All-American Bowl in Carson, California
- Rated among the nation's Top 300 seniors by Rivals.com (No. 175) and CollegeFootballNews.com (No. 274)
- Ranked among the country's top running backs by Rivals.com (No. 17), CFN (No. 34), 247Sports (No. 51) and ESPN.com (No. 76)
- Named to PrepStar's All-Southeast Team
- Played for Coach Rocco Casullo at St. Thomas Aquinas High School in Fort Lauderdale, Florida
- Honorable mention (Class 7A) all-state selection as a

- senior by the South Florida Sun-Sentinel
- Second-team (Class 8A-7A-6A) all-county selection in 2013 by the South Florida Sun-Sentinel
- Rushed 122 times for 871 yards (7.1 avg.) and 16 touchdowns as a senior, including four 100-yard rushing games
- Gained a season-high 119 yards vs. Cypress Bay in 2013
- Had eight catches for 114 yards (14.3 avg.) and one TD as a senior
- Led the Raiders in all-purpose yards (985) and TDs (17) in 2013
- Ran 58 times for 363 yards (6.3 avg.) and four TDs as a junior
- Carried 13 times for a career-best 123 yards and two TDs vs. Manatee in 2012
- His career rushing totals include 194 attempts for 1,291 yards (6.7 avg.) and 21 TDs
- Had 15 career receptions for 268 yards (17.9 avg.)

## PERSONAL

- Son of La'monica Lewis
- Born: January 27, 1996



# JOHN MINCEY

## DEFENSIVE LINE

59

FRESHMAN • HS • 6-4 • 264

HOMERVILLE, GA. • CLINCH COUNTY HS

## HIGH SCHOOL

- ESPN: 3-star (No. 69 DT prospect, No. 87 prospect in Georgia)
- 247 Sports: 3-star (No. 39 SDE prospect, No. 92 prospect in Georgia)
- Rivals: 3-star (No. 40 SDE prospect, No. 68 prospect in Georgia)
- Named to Atlanta Journal Constitution (AJC) Class A (Public) All-State team in 2017
- Named to Georgia Sports Writer's Association (GSWA) Class A (Public) All-State first-team defense in 2017
- Collected Defensive Player of the Year honors from Region 2-A
- Helped lead Clinch County to a 12-2 record and the

GHSA Class A-Public State Championship in 2017, the program's seventh state title

- Also played basketball for Clinch County
- ESPN scouting report described Mincey as flashing "strong point of attack skills with ability to fire out, uncoil and shoot hands and use his reach to press blockers"
- Held numerous Power Five offers and chose Tennessee over Arkansas, South Carolina and Auburn among several others

## PERSONAL

- Born: July 10, 2000



# J.J. PETERSON

## LINEBACKER

40

FRESHMAN • HS • 6-2 • 231


MOULTRIE, GA. • COLQUITT COUNTY HS

## HIGH SCHOOL

- ESPN: 4-star (No. 44 overall prospect, No. 1 OLB, No. 7 prospect in Georgia)
- 247 Sports: 4-star (No. 74 overall prospect, No. 8 OLB, No. 8 prospect in Georgia)
- Rivals: 4-star (No. 71 overall prospect, No. 5 OLB, No. 9 prospect in Georgia)
- Selected for the U.S. Army All-American Bowl
- Competed at the Nike The Opening Finals
- Named to the All-USA Georgia First Team by USA Today
- Named to Atlanta Journal Constitution (AJC) Class 7A All-State first team as a senior in 2017
- Named to Georgia Sports Writer's Association (GSWA) Class 7A All-State second-team defense in 2017
- Was an GSWA Class 7A All-State Honorable Mention as

a junior in 2016

- Led Colquitt County High School to the GHSA Class 7A state championship game in 2017
- Totaled 199 tackles (28 TFLs) and 14.5 sacks in three seasons at Colquitt County
- Had a career-year in 2017, making 110 tackles, including 19 TFLs and five sacks, while forcing one fumble and recovering three loose balls
- During his junior campaign, he totaled 59 tackles and 6.5 sacks
- Made 30 tackles as a sophomore, including four TFLs and three sacks
- Selected Tennessee over offers from several schools, including Alabama, Auburn and Florida



# J.T. SHROUT

QUARTERBACK

12

FRESHMAN • HS • 6-3 • 210  
NEWHALL, CALIF. • HART HS

## HIGH SCHOOL

- ESPN: 3-star (No. 33 pocket passer, No. 53 prospect in California)
- 247 Sports: 3-star (No. 34 pro-style QB, No. 111 prospect in California)
- Rivals: 3-star (No. 14 pro-style QB, No. 53 prospect in California)
- Attended the QB Collective Camp in July and was identified as one of the top quarterbacks there by NFL coaches and scouts in a loaded field of QBs that included top 2018 and 2017 prospects
- Longtime NFL quarterback Sage Rosenfels said of all the quarterbacks at the QB Collective, Shrout would be "the guy who could step in on day one and

fundamentally work within an NFL system .... "His drop was smooth. His fundamentals were very efficient and he throws a great ball."

- Led Hart High School to an 8-4 record and the Southern Section Division 3 Quarterfinals as a senior in 2017, his only season as the school's starting quarterback
- 2017 Stats (MaxPreps): 211-of-414 passing for 3,064 yards, 27 Passing TDs, 262 rushing yards, 4 Rushing TDs

## PERSONAL

- Born on October 22, 1999
- Son of Jim and Stephanie Shrout
- Majoring in business



# ALONTAE TAYLOR

DEFENSIVE BACK/WIDE RECEIVER

6

FRESHMAN • HS • 6-0 • 186  
WINCHESTER, TENN. • COFFEE COUNTY CENTRAL HS

## HIGH SCHOOL

- ESPN: 4-star (No. 46 overall prospect, No. 6 WR, No. 2 prospect in Tennessee)
- 247 Sports: 4-star (No. 47 WR prospect, No. 9 prospect in Tennessee)
- Rivals: 4-star (No. 5 WR prospect, No. 4 prospect in Tennessee)
- ESPN 300 Recruit (46)
- Qualified for 2018 Nike Football The Opening Finals
- Invited to play in 2018 Under Armour All-American Game
- Played in 2017 Toyota East West TN Football All-Star Classic and was named MVP of the East Team after throwing the game-winning TD on a double-pass
- 2017 TSWA Class 6A All-State team
- 2017 Region 3-6A Athlete of the Year
- 2015 MaxPreps Sophomore Second Team All-American
- Caught 11 passes for 256 yards and one touchdown and completed 24 passes for 391 yards and three touchdowns during his senior campaign

- Rushed for 1,409 yards on 141 carries and 21 TDs in 2017
- Rushed for 92 yards and two touchdowns on 25 carries and returned a kickoff 88 yards for another score on Oct. 20, 2017 to become the Red Raiders' all-time leader in career rushing yards and career touchdowns
- Totaled 1,368 yards rushing with 17 touchdowns and caught 18 passes for 168 yards and had 30 tackles as a junior to go along with 123 yards and a touchdown through the air
- During his four-year career at Coffee County Central High School, he totaled 8,225 yards on offense and 75 touchdowns, including 6,000 career rushing yards

## PERSONAL

- Full Name: Alontae Devaun Taylor
- Born: December 3, 1998
- Plans to major in communication studies



# BRYCE THOMPSON

## DEFENSIVE BACK

**10**

FRESHMAN • HS • 5-11 • 180  
IRMO, S.C. • DUTCH FORK HS

### HIGH SCHOOL

- ESPN: 4-star (No. 195 overall player, No. 33 ATH, No. 6 prospect in South Carolina)
- 247 Sports: 4-star (No. 301 overall prospect 2018 class, No. 12 ATH, No. 5 prospect in South Carolina)
- Rivals: 4-star (No. 222 overall prospect, No. 8 ATH)
- Rushed for 1369 yards on 154 carries and added 29 touchdowns in his senior season.
- Caught 44 passes for 630 yards in 2017-18.
- Longest run of 72 yards, while averaging 8.9 YPC and playing 14 games.
- Logged 2300 all-purpose yards in two seasons of high school football. 630 receiving yards, 139 punt return yards and 1369 rushing yards. Thompson averaged 144.5 all-purpose yards per game in 24 GP.

- In his senior season, logged one interception and 23 solo tackles while adding five TFL and a forced fumble.
- Scored 41 touchdowns in 24 games.
- Led Dutch Fork high school to the No. 2 team in South Carolina and No. 78 in the country.
- Thompson earned Most Outstanding Player honors in the South Carolina Shrine Bowl after catching seven passes for 165 yards and one touchdown.

### PERSONAL

- Born on September 20, 1999
- Son of Tiffany Thompson
- Majoring in sports management



# CEDRIC TILLMAN

## WIDE RECEIVER

**85**

FRESHMAN • HS • 6-3 • 212  
LAS VEGAS, NEV. • BISHOP GORMAN HS

### HIGH SCHOOL

- 247 Sports: 3-star (No. 180 WR prospect, No. 10 prospect in Nevada)
- Played for national high school powerhouse Bishop Gorman during his junior and senior seasons
- 2017 Stats (MaxPreps): 14 GP, 37 catches, 774 yards, 7 TD
- Helped lead Bishop Gorman to its third straight USA Today High School Football National Championship in 2016 after posting a 15-0 record and extending the school's win streak to 54 games

- Helped lead Bishop Gorman to a pair of Nevada Interscholastic Activities Association (NIAA) Class 4A State titles in 2016 and 2017
- Earned second-team NIAA All-State honors as a senior in 2017
- Earned first-team All-Southwest League honors as a senior in 2017

### PERSONAL

- Born on April 19, 2000
- Son of Roshanda and Cedric Tillman



# JACOB WARREN

## TIGHT END

**87**

FRESHMAN • HS • 6-6 • 224  
KNOXVILLE, TENN. • FARRAGUT HS

### HIGH SCHOOL

- ESPN: 3-star (No. 21 TE prospect, No. 24 prospect in Tennessee)
- 247 Sports: 3-star (No. 43 TE prospect, No. 30 prospect in Tennessee)
- Rivals: 3-star (No. 19 TE prospect, No. 21 prospect in Tennessee)
- Played in 2017 Toyota East West TN Football All-Star Classic
- Helped lead Farragut HS to the 2017 TSSAA Division I Class 6A second round
- Helped the Admirals come back from a 35-7 deficit in

the 2016 Class 5A State Championship game to defeat Independence High School, snapping its 29-game win streak.

- As a senior in 2017, posted 39 catches for 659 yards and eight touchdowns
- Caught 29 passes for 479 yards and nine touchdowns as a junior in 2016

### PERSONAL

- Full Name: Jacob Elijah Warren
- Born: April 13, 2000
- Plans to major in communication studies





# DOMINICK WOOD-ANERSON

**TIGHT END**

**82**

JUNIOR • JC • 6-4 • 257

SPRING VALLEY, CALIF. • ARIZONA WESTERN C.C.

## **2016-17 - JUCO**

- ESPN: 4-star (No. 15 overall JUCO prospect, No. 1 TE)
- 247 Sports: 4-star (No. 8 overall JUCO prospect, No. 1 TE)
- ESPN JUCO Top 50 Recruit (15)
- 2017 All-Western States Football League (WSFL) First Team
- 2017 All-Arizona Community College Athletic Conference (ACCAC) First Team
- As a sophomore at Arizona Western in 2017, posted 31 receptions for 258 yards and two touchdowns
- Helped lead the Matadors to the 2017 NJCAA Championship game
- As a freshman at Arizona Western in 2016, posted 14 receptions for 218 yards and two touchdowns

## **HIGH SCHOOL**

- Played quarterback at Steele Canyon and as a junior in 2014, completed 50 of 104 passes for 814 yards with seven touchdowns and three interceptions. He also rushed 48 times for 120 yards and three scores.
- Named to 2014 Cal-Hi Sports third-team juniors offense

## **PERSONAL**

- Born on February 2, 1998
- Son of Dawn Wood

# 2018 WALK-ONS

GENERAL

STAFF

PLAYERS


REVIEW

HISTORY


HONORS

VOLMANAC

RECORDS



**JARIUS  
ABERCROMBIE**  
66 • OL • FR  
BIRMINGHAM, ALA.



**MATT  
BALLARD**  
48 • LB • R-SO  
CLARKSVILLE, TENN.




**BRANDON  
BENEDICT**  
89 • TE • R-SO  
NASHVILLE, TENN.



**JOEY  
CAVE**  
50 • OL • R-SO  
KNOXVILLE, TENN.



**JAMES  
CHRISTIAN**  
28 • RB • R-SO  
BOONEVILLE, MISS.



**BRYCE  
COLLIER**  
7 • DB • JR  
JEELTON, TENN.



**ANDREW  
CRAIG**  
86 • TE • R-SO  
KNOXVILLE, TENN.



**TANNER  
DOBRUCKY**  
36 • RB • R-FR  
RICHMOND, VA.



**RICO  
DOZIER**  
30 • WR • FR  
CHATTANOOGA, TENN.



**GRANT  
FRERKING**  
38 • WR • R-FR  
ATLANTA, GA.



**NYLES  
GADDY**  
42 • LB • FR  
NASHVILLE, TENN.



**BRIAN  
GARVEY**  
69 • OL • R-SO  
BRENTWOOD, TENN.



**MALEIK  
GATEWOOD**  
33 • DB • R-JR  
MEMPHIS, TENN.



**RAMSEY  
HAILEY**  
35 • RB • SO  
MEMPHIS, TENN.



**BART  
HARRIS**  
4 • QB • FR  
BELTON, MO.



**SAMUEL  
HARVIN**  
37 • DB • JR  
NASHVILLE, TENN.



**JEREMIAH  
HOWARD**  
29 • RB • R-SO  
KNOXVILLE, TENN.



**COLE  
HUGHES**  
50 • LB • JR  
HENDERSONVILLE, TENN.



**NICK  
HUMPHREY**  
39 • LB • SO  
MONROE, MICH.



**ZAC  
JANCEK**  
14 • QB • R-JR  
KNOXVILLE, TENN.

# PLAYERS



**GARRETT JOHNSON**

9 • DB • JR  
MEMPHIS, TENN.



**LANDON KNOLL**

47 • LB • R-JR  
NASHVILLE, TENN.



**GATKEK KUETH**

55 • DL • R-FR  
GALLATIN, TENN.



**BRENT MCPHERSON**

20 • WR • JR  
SYKESVILLE, MD.



**COOPER MELTON**

83 • WR • R-FR  
CLEVELAND, TENN.



**RICHARD MIZE JR.**

13 • WR • R-FR.  
TAMPA, FLA.



**CHIP OMER**

42 • RB • R-SO  
NASHVILLE, TENN.



**GRAYSON PONTIUS**

39 • P • JR  
BILOXI, MISS.




**JAKE POWERS**

43 • DB • R-FR  
MEMPHIS, TENN.



**MICHAEL RAYMOND**

60 • OL • JR  
PORT CHARLOTTE, FLA



**JAY SHOOP**

26 • WR • R-FR  
NASHVILLE, TENN.




**MAURESE SMITH**

52 • DL • R-FR  
HUNTSVILLE, ALA.




**AIRIN SPELL**

96 • DL • FR  
PADUCHA, KY.



**RYAN TICE**

41 • PK • R-SR  
SALINE, MICH.



**LASZLO TOSER**

43 • PK • R-JR  
OOLTEWAH, TENN.



**JOSHUA WARREN**

46 • LB • R-FR  
KNOXVILLE, TENN.



**ZACH WEATHERLY**

12 • DB • R-SO  
NASHVILLE, TENN.



**JAKE YELICH**

59 • LS • R-SO  
CROWN POINT, IND.





# PREVIEW



# TENNESSEE VOLUNTEERS (4-8, 0-8 SEC)

2017 SEASON REVIEW



## THE BASICS

**Record:** 4-8 (0-8 SEC)

**Home:** 3-4

**Away:** 0-4

**Neutral:** 1-0

## 2017 STAT LEADERS

RUSHING	<b>John Kelly</b> - 189 carries, 778 yards, 9 TD, 70.7 ypg
PASSING	<b>Jarrett Guarantano</b> - 86-139, 997 yards, 4 TD/2 INT, 110.8 ypg
RECEIVING	<b>Brandon Johnson</b> - 37 rec., 482 yards, 1 TD, 40.2 ypg
DEFENSIVE	<b>Daniel Bituli</b> - 90 tack., 3.0 TFL, 1 INT, 1 FF
	<b>Nigel Warrior</b> - 83 tack., 3.0 TFL, 1.0 sack, 1 INT, 3 FF, 1 FR

Tennessee went 4-8 and 0-8 in SEC play in 2017. Brady Hoke coached the final two games of the season as UT's interim head coach. Butch Jones was relieved of his position as the Vols' head coach following a Nov. 11 road loss to Missouri. Three of UT's eight losses were by six points or less.

Junior running back John Kelly led the Vols offensively, rushing for 778 yards and nine scores and catching 37 passes for 299 yards.

Redshirt freshman Jarrett Guarantano took over as UT's starting quarterback against South Carolina and finished wth season with 997 passing yards, four passing touchdowns, two interceptions and a 61.9 completion




percentage.

Highly-touted freshman offensive lineman Trey Smith started every game, led the team in pancake blocks and earned FWAA Freshman All-America honors.

Senior tight end Ethan Wolf finished his collegiate career with 91 receptions (second-most by a UT tight end) for 998 yards (third-most) and seven touchdowns.

On defense, redshirt senior defensive tackle Kendal Vickers served as the unit's leader and finished his career with 38-consecutive starts. Sophomores Daniel Bituli (90 tackles) and Nigel Warrior (83 tackles) paced the Vols in tackles and each recorded a pick-six in SEC play.

## 2017 SCHEDULE & RESULTS

DATE	OPPONENT	SITE	TV	RESULT	NOTES
Sept. 4	 vs. <b>GEORGIA TECH</b> Yellow Jackets (5-6)	Atlanta, Ga. Mercedes-Benz Stadium	ESPN	W, 42-41 (2OT)	John Kelly rushes for 4 TDs as Vols erase 14-point fourth-quarter deficit in Atlanta
Sept. 9	 <b>INDIANA STATE</b> Sycamores (0-11)	Knoxville Neyland Stadium	SECN	W, 42-7	Freshman Ty Chandler returns opening kickoff 91 yards for a TD as Vols cruise
Sept. 16	 <b>at #24/25 FLORIDA *</b> Gators (4-7)	Gainesville, Fla. Ben Hill Griffin Stadium	CBS	L, 26-20	John Kelly goes for 237 all-purpose yards and a TD in 26-20 loss to Gators
Sept. 23	 <b>UMASS</b> Minutemen (4-7)	Knoxville Neyland Stadium	SECN	W, 17-13	Defense records seven sacks as Vols earn 11th straight non-conference victory
Sept. 30	 <b>#7/8 GEORGIA *</b> Bulldogs (11-1)	Knoxville Neyland Stadium	CBS	L, 41-0	Vols have two-game winning streak against the Bulldogs snapped
Oct. 14	 <b>NR/RV S. CAROLINA *</b> Gamecocks (8-4)	Knoxville Neyland Stadium	ESPN	L, 15-9	UT stopped on play from 2-yard line as time expires in first start for Jarrett Guarantano
Oct. 21	 <b>#1/1 ALABAMA *</b> Crimson Tide (13-0)	Tuscaloosa, Ala. Bryant-Denny Stadium	CBS	L, 45-7	LB Daniel Bituli scored on 97-yard pick six as Vols fall to top-ranked Alabama
Oct. 28	 <b>at NR/RV KENTUCKY *</b> Wildcats (7-5)	Lexington, Ky. Kroger Field	SECN	L, 29-26	Freshman RB Ty Chandler runs for career-high 120 yards and 2 TDs in last-minute loss
Nov. 4	 <b>SOUTHERN MISS (HC)</b> Golden Eagles (8-4)	Knoxville Neyland Stadium	SECN	W, 24-10	Vols take advantage of two second-half turnovers with John Kelly TD runs
Nov. 11	 <b>at MISSOURI *</b> Tigers (7-5)	Columbia, Mo. Memorial Stadium	SECN	L, 50-17	Will McBride becomes first UT true freshman to start at QB since Josh Dobbs in 2013
Nov. 18	 <b>#21/21 LSU *</b> Tigers (9-3)	Knoxville Neyland Stadium	ESPN	L, 30-10	Vols hold LSU to just 81 pass yards and 281 total yards of offense
Nov. 25	 <b>VANDERBILT *</b> Commodores (5-7)	Knoxville Neyland Stadium	SECN	L, 42-24	Jarrett Guarantano throws for 183 yards and 2 TDs in season finale



## 2017 STATISTICS

### TEAM STATISTICS

<b>SCORING</b>	<b>238</b>	<b>349</b>
Points Per Game	19.8	29.1
Points Off Turnovers	61	60
<b>FIRST DOWNS</b>	<b>197</b>	<b>262</b>
Rushing	77	154
Passing	95	92
Penalty	25	16
<b>RUSHING YARDAGE</b>	<b>1409</b>	<b>3015</b>
Yards gained rushing	1771	3254
Yards lost rushing	362	239
Rushing Attempts	413	555
Average Per Rush	3.4	5.4
Average Per Game	117.4	251.2
TDs Rushing	14	29
<b>PASSING YARDAGE</b>	<b>2084</b>	<b>1940</b>
Comp-Att-Int	180-319-10	154-279-5
Average Per Pass	6.5	7.0
Average Per Catch	11.6	12.6
Average Per Game	173.7	161.7
TDs Passing	11	15
<b>TOTAL OFFENSE</b>	<b>3493</b>	<b>4955</b>
Total Plays	732	834
Average Per Play	4.8	5.9
Average Per Game	291.1	412.9
<b>KICK RETURNS: #-Yards</b>	<b>32-680</b>	<b>17-392</b>
<b>PUNT RETURNS: #-Yards</b>	<b>14-112</b>	<b>30-220</b>
<b>INT RETURNS: #-Yards</b>	<b>5-186</b>	<b>10-90</b>
<b>KICK RETURN AVERAGE</b>	<b>21.2</b>	<b>23.1</b>
<b>PUNT RETURN AVERAGE</b>	<b>8.0</b>	<b>7.3</b>
<b>INT RETURN AVERAGE</b>	<b>37.2</b>	<b>9.0</b>
<b>FUMBLES-LOST</b>	<b>16-8</b>	<b>20-10</b>
<b>PENALTIES-Yards</b>	<b>67-497</b>	<b>79-636</b>
Average Per Game	41.4	53.0
<b>PUNTS-Yards</b>	<b>71-3323</b>	<b>59-2556</b>
Average Per Punt	46.8	43.3
Net punt average	42.3	40.7
<b>KICKOFFS-Yards</b>	<b>51-3268</b>	<b>67-4092</b>
Average Per Kick	64.1	61.1
Net kick average	40.2	38.2
<b>TIME OF POSSESSION/Game</b>	<b>28:14</b>	<b>31:46</b>
<b>3RD-DOWN Conversions</b>	<b>50/163</b>	<b>75/166</b>
3rd-Down Pct	31%	45%
<b>4TH-DOWN Conversions</b>	<b>3/10</b>	<b>4/10</b>
4th-Down Pct	30%	40%
<b>SACKS BY-Yards</b>	<b>22-125</b>	<b>35-242</b>
<b>MISC YARDS</b>	<b>0</b>	<b>0</b>
<b>TOUCHDOWNS SCORED</b>	<b>28</b>	<b>45</b>
<b>FIELD GOALS-ATTEMPTS</b>	<b>14-21</b>	<b>13-18</b>
<b>ON-SIDE KICKS</b>	<b>0-1</b>	<b>0-0</b>
<b>RED-ZONE SCORES</b>	<b>(28-35) 80%</b>	<b>(45-50) 90%</b>
<b>RED-ZONE TOUCHDOWNS</b>	<b>(19-35) 54%</b>	<b>(35-50) 70%</b>
<b>PAT-ATTEMPTS</b>	<b>(28-28) 100%</b>	<b>(38-42) 90%</b>
<b>ATTENDANCE</b>	<b>670454</b>	<b>297737</b>
Games/Avg Per Game	7/95779	4/74434
Neutral Site Games		1/75107

### SCORE BY QUARTERS

	1st	2nd	3rd	4th	OT	Total
Tennessee	57	75	44	48	14	238
Opponents	58	102	74	102	13	349

### RUSHING

Name	GP	Att	Gain	Loss	Net	Avg	TD	Lng	Avg/G
John Kelly	11	189	831	53	778	4.1	9	38	70.7
Ty Chandler	12	71	326	21	305	4.3	2	30	25.4
Carlin Fils-Aime	11	31	216	1	215	6.9	2	30	19.5
Will McBride	2	18	103	33	70	3.9	0	43	35.0
Tim Jordan	12	11	53	1	52	4.7	0	12	4.3
Tyler Byrd	11	2	19	0	19	9.5	0	15	1.7
Quinten Dormady	6	11	36	23	13	1.2	0	13	2.2
Trey Coleman	4	4	10	1	9	2.2	0	5	2.2
Josh Palmer	12	1	6	0	6	6.0	0	6	0.5
Marquez Callaway	11	1	4	0	4	4.0	0	4	0.4
TEAM	11	8	0	23	-23	-2.9	0	0	-2.1
Jarrett Guarantano	9	66	167	206	-39	-0.6	1	13	-4.3
<b>Total</b>	<b>12</b>	<b>413</b>	<b>1771</b>	<b>362</b>	<b>1409</b>	<b>3.4</b>	<b>14</b>	<b>43</b>	<b>117.4</b>
<b>Opponents</b>	<b>12</b>	<b>555</b>	<b>3254</b>	<b>239</b>	<b>3015</b>	<b>5.4</b>	<b>29</b>	<b>72</b>	<b>251.2</b>

### PASSING

Name	GP	Effic	C-A-I	Pct	Yds	TD	Lng	Avg/G
Jarrett Guarantano	9	128.74	86-139-2	61.9	997	4	60	110.8
Quinten Dormady	6	117.88	76-137-6	55.5	925	6	66	154.2
Will McBride	2	72.67	17-40-2	42.5	152	1	22	76.0
Tyler Byrd	11	0.00	0-1-0	0.0	0	0	0	0.0
Josh Smith	6	0.00	0-1-0	0.0	0	0	0	0.0
John Kelly	11	184.00	1-1-0	100.0	10	0	10	0.9
<b>Total</b>	<b>12</b>	<b>116.41</b>	<b>180-319-10</b>	<b>56.4</b>	<b>2084</b>	<b>11</b>	<b>66</b>	<b>173.7</b>
<b>Opponents</b>	<b>12</b>	<b>127.76</b>	<b>154-279-5</b>	<b>55.2</b>	<b>1940</b>	<b>15</b>	<b>70</b>	<b>161.7</b>

### RECEIVING

Name	GP	Rec	Yds	Avg	TD	Long	Avg/G
Brandon Johnson	12	37	482	13.0	1	66	40.2
John Kelly	11	37	299	8.1	0	52	27.2
Marquez Callaway	11	24	406	16.9	5	50	36.9
Ethan Wolf	12	24	246	10.2	3	28	20.5
Ty Chandler	12	10	108	10.8	0	23	9.0
Jeff George	11	9	180	20.0	1	60	16.4
Josh Palmer	12	9	98	10.9	0	18	8.2
Tim Jordan	12	8	65	8.1	0	28	5.4
Josh Smith	6	5	43	8.6	0	13	7.2
Eli Wolf	9	3	48	16.0	0	19	5.3
Tyler Byrd	11	3	27	9.0	1	13	2.5
Jauan Jennings	2	3	17	5.7	0	7	8.5
Carlin Fils-Aime	11	2	18	9.0	0	12	1.6
Austin Pope	9	2	9	4.5	0	10	1.0
Jakob Johnson	10	1	13	13.0	0	13	1.3
Jordan Murphy	7	1	12	12.0	0	12	1.7
Malik Elion	2	1	10	10.0	0	10	5.0
Trey Coleman	4	1	3	3.0	0	3	0.8
<b>Total</b>	<b>12</b>	<b>180</b>	<b>2084</b>	<b>11.6</b>	<b>11</b>	<b>66</b>	<b>173.7</b>
<b>Opponents</b>	<b>12</b>	<b>154</b>	<b>1940</b>	<b>12.6</b>	<b>15</b>	<b>70</b>	<b>161.7</b>

### INTERCEPTIONS

Name	Int	Yds	Avg	TD	Long
Nigel Warrior	1	70	70.0	1	70
Rashaan Gaulden	1	0	0.0	0	0
Emmanuel Moseley	1	19	19.0	0	19
Justin Martin	1	0	0.0	0	0
Daniel Bituli	1	97	97.0	1	97
<b>Total</b>	<b>5</b>	<b>186</b>	<b>37.2</b>	<b>2</b>	<b>97</b>
<b>Opponents</b>	<b>10</b>	<b>90</b>	<b>9.0</b>	<b>1</b>	<b>34</b>

### FUMBLE RETURNS

Name	Ret	Yds	Avg	TD	Long
<b>Total</b>	<b>0</b>	<b>0</b>	<b>0.0</b>	<b>0</b>	<b>0</b>
<b>Opponents</b>	<b>0</b>	<b>0</b>	<b>0.0</b>	<b>0</b>	<b>0</b>

# REVIEW

## ■ PUNT RETURNS

Name	Ret	Yds	Avg	TD	Long
Marquez Callaway	13	109	8.4	0	36
Emmanuel Moseley	1	3	3.0	0	3
<b>Total</b>	<b>14</b>	<b>112</b>	<b>8.0</b>	<b>0</b>	<b>36</b>
<b>Opponents</b>	<b>30</b>	<b>220</b>	<b>7.3</b>	<b>0</b>	<b>28</b>

## ■ KICKOFF RETURNS

Name	Ret	Yds	Avg	TD	Long
Ty Chandler	17	416	24.5	1	91
Marquez Callaway	6	49	8.2	0	13
Evan Berry	4	143	35.8	0	51
Tim Jordan	3	55	18.3	0	26
Ethan Wolf	1	9	9.0	0	9
Tyler Byrd	1	8	8.0	0	8
<b>Total</b>	<b>32</b>	<b>680</b>	<b>21.2</b>	<b>1</b>	<b>91</b>
<b>Opponents</b>	<b>17</b>	<b>392</b>	<b>23.1</b>	<b>0</b>	<b>46</b>

## ■ PUNTING

Name	Punts	Yds	Avg	Lg	TB	FC	I20	50+	Blkd
Trevor Daniel	70	3323	47.5	72	5	15	28	33	0
TEAM	1	0	0.0	0	0	0	0	0	1
<b>Total</b>	<b>71</b>	<b>3323</b>	<b>46.8</b>	<b>72</b>	<b>5</b>	<b>15</b>	<b>28</b>	<b>33</b>	<b>1</b>
<b>Opponents</b>	<b>59</b>	<b>2556</b>	<b>43.3</b>	<b>60</b>	<b>2</b>	<b>14</b>	<b>22</b>	<b>16</b>	<b>0</b>

## ■ KICKOFFS

Name	KO	YDS	AVG	TB	OB	RET	NET YD	LN
Aaron Medley	41	2632	64.2	29	1			
Brent Cimaglia	10	636	63.6	4	0			
<b>Total</b>	<b>51</b>	<b>3268</b>	<b>64.1</b>	<b>33</b>	<b>1</b>	<b>392</b>	<b>40.2</b>	<b>24</b>
<b>Opponents</b>	<b>67</b>	<b>4092</b>	<b>61.1</b>	<b>34</b>	<b>1</b>	<b>680</b>	<b>38.2</b>	<b>26</b>

## ■ FIELD GOALS

### Field Goal Sequence By Player

Name	FGM-FGA	Pct.	1-19	20-29	30-39	40-49	50+	Lg	Blk
Brent Cimaglia	8-13	61.5	0-0	3-3	3-3	1-5	1-2	51	0
Aaron Medley	6-8	75.0	0-0	1-1	1-1	4-6	0-0	49	0

## ■ FIELD GOAL SEQUENCE BY GAME

	Tennessee	Opponents
Georgia Tech	-	47,36
Indiana State	-	48
Florida	(51),(47),51,44,(27)	(27),(41)
UMASS	45,(40)	-
Georgia	-	(38),(19)
South Carolina	(29),(33),(24)	(47),(21),(36)
Alabama	-	(25)
Kentucky	(30),(24),44,(30),(45),43	-
Southern Miss	(38)	(27)
Mizzou	(48)	(41),(23),(38)
LSU	(45),46	(30),53,25
Vanderbilt	(49)	-

*Numbers in (parentheses) indicate field goal was made*

## ■ VOLS ON OPENING OFFENSIVE DRIVES

Game	1st Half	2nd Half
vs. Georgia Tech	Punt	Punt
INDIANA STATE	TOUCHDOWN	Punt
at Florida	INTERCEPTION	Punt
UMASS	Punt	Punt
GEORGIA	INTERCEPTION	FUMBLE
S. CAROLINA	MADE FG	Punt
at Alabama	Punt	Punt
at Kentucky	MADE FG	Punt
SOUTHERN MISS	TOUCHDOWN	Punt
at Missouri	Punt	Punt
LSU	Punt	Punt
VANDERBILT	TOUCHDOWN	Punt



Running Back/Kick Returner Ty Chandler



Punter Trevor Daniel

## ■ VOLS ON OPENING DEFENSIVE SERIES

Game	1st Half	2nd Half
vs. Georgia Tech	Punt	TOUCHDOWN
INDIANA STATE	Punt	Punt
at Florida	MADE FG	FUMBLE
UMASS	Punt	Punt
GEORGIA	MADE FG	TOUCHDOWN
S. CAROLINA	Punt	Punt
at Alabama	TOUCHDOWN	TOUCHDOWN
at Kentucky	FUMBLE	FUMBLE
SOUTHERN MISS	Punt	Punt
at Missouri	Punt	TOUCHDOWN
LSU	Punt	TOUCHDOWN
VANDERBILT	TOUCHDOWN	Turnover on Downs



## ■ SCORING

Name	TD	FGs	PAT Kick	PAT Rush	PAT Rcv	PAT Pass	PAT DXP	Saf	Pts
John Kelly	9	0-0	0-0	0-0	0	0-0	0	0	54
Aaron Medley	0	6-8	25-25	0-0	0	0-0	0	0	43
Marquez Callaway	5	0-0	0-0	0-0	0	0-0	0	0	30
Brent Cimaglia	0	8-13	3-3	0-0	0	0-0	0	0	27
Ethan Wolf	3	0-0	0-0	0-0	0	0-0	0	0	18
Ty Chandler	3	0-0	0-0	0-0	0	0-0	0	0	18
Carlin Fils-Aime	2	0-0	0-0	0-0	0	0-0	0	0	12
Jarrett Guarantano	1	0-0	0-0	0-0	0	0-0	0	0	6
Brandon Johnson	1	0-0	0-0	0-0	0	0-0	0	0	6
Tyler Byrd	1	0-0	0-0	0-0	0	0-0	0	0	6
Jeff George	1	0-0	0-0	0-0	0	0-0	0	0	6
Daniel Bituli	1	0-0	0-0	0-0	0	0-0	0	0	6
Nigel Warrior	1	0-0	0-0	0-0	0	0-0	0	0	6
Quart'e Sapp	0	0-0	0-0	0-0	0	0-0	0	0	0
<b>Total</b>	<b>28</b>	<b>14-21</b>	<b>28-28</b>	<b>0-0</b>	<b>0</b>	<b>0-0</b>	<b>0</b>	<b>0</b>	<b>238</b>
<b>Opponents</b>	<b>45</b>	<b>13-18</b>	<b>38-42</b>	<b>0-0</b>	<b>1</b>	<b>1-2</b>	<b>0</b>	<b>0</b>	<b>349</b>

## ■ ALL-PURPOSE

Name	GP	Rush	Rec	PR	KR	IR	Tot	Avg/G
John Kelly	11	778	299	0	0	0	1077	97.9
Ty Chandler	12	305	108	0	416	0	829	69.1
Marquez Callaway	11	4	406	109	49	0	568	51.6
Brandon Johnson	12	0	482	0	0	0	482	40.2
Ethan Wolf	12	0	246	0	9	0	255	21.2
Carlin Fils-Aime	11	215	18	0	0	0	233	21.2
Jeff George	11	0	180	0	0	0	180	16.4
Tim Jordan	12	52	65	0	55	0	172	14.3
Evan Berry	3	0	0	0	143	0	143	47.7
Josh Palmer	12	6	98	0	0	0	104	8.7
Daniel Bituli	12	0	0	0	0	97	97	8.1
Will McBride	2	70	0	0	0	0	70	35.0
Nigel Warrior	12	0	0	0	0	70	70	5.8
Tyler Byrd	11	19	27	0	8	0	54	4.9
Eli Wolf	9	0	48	0	0	0	48	5.3
Josh Smith	6	0	43	0	0	0	43	7.2
Emmanuel Moseley	12	0	0	3	0	19	22	1.8
Jauan Jennings	2	0	17	0	0	0	17	8.5
Jakob Johnson	10	0	13	0	0	0	13	1.3
Quinten Dormady	6	13	0	0	0	0	13	2.2
Trey Coleman	4	9	3	0	0	0	12	3.0
Jordan Murphy	7	0	12	0	0	0	12	1.7
Malik Elion	2	0	10	0	0	0	10	5.0
Austin Pope	9	0	9	0	0	0	9	1.0
TEAM	11	-23	0	0	0	0	-23	-2.1
Jarrett Guarantano	9	-39	0	0	0	0	-39	-4.3
<b>Total</b>	<b>12</b>	<b>1409</b>	<b>2084</b>	<b>112</b>	<b>680</b>	<b>186</b>	<b>4471</b>	<b>372.6</b>
<b>Opponents</b>	<b>12</b>	<b>3015</b>	<b>1940</b>	<b>220</b>	<b>392</b>	<b>90</b>	<b>5657</b>	<b>471.4</b>

## ■ TOTAL OFFENSE

Name	GP	Plays	Rush	Pass	Tot	Avg/G
Jarrett Guarantano	9	205	-39	997	958	106.4
Quinten Dormady	6	148	13	925	938	156.3
John Kelly	11	190	778	10	788	71.6
Ty Chandler	12	71	305	0	305	25.4
Will McBride	2	58	70	152	222	111.0
Carlin Fils-Aime	11	31	215	0	215	19.5
Tim Jordan	12	11	52	0	52	4.3
Tyler Byrd	11	3	19	0	19	1.7
Trey Coleman	4	4	9	0	9	2.2
Josh Palmer	12	1	6	0	6	0.5
Marquez Callaway	11	1	4	0	4	0.4
TEAM	11	8	-23	0	-23	-2.1
<b>Total</b>	<b>12</b>	<b>732</b>	<b>1409</b>	<b>2084</b>	<b>3493</b>	<b>291.1</b>
<b>Opponents</b>	<b>12</b>	<b>834</b>	<b>3015</b>	<b>1940</b>	<b>4955</b>	<b>412.9</b>

## ■ FUMBLES/LOST

Name	No.-Lost
Jarrett Guarantano	3-0
Quinten Dormady	3-2
Will McBride	2-1
Marquez Callaway	2-2
Tim Jordan	2-0
TEAM	2-1
Carlin Fils-aime	1-1
John Kelly	1-1

## ■ TENNESSEE GIVEAWAY/TAKEAWAY

Game	Giveaway			Takeaway			Dif.
	Fum	Int	Tot	Fum	Int	Tot	
vs. Georgia Tech	0	0	0	2	0	2	+2
INDIANA STATE	1	1	2	0	0	0	-2
at Florida	0	3	3	2	1	3	0
UMASS	1	0	1	0	0	0	-1
GEORGIA	2	2	4	0	1	1	-3
S. CAROLINA	0	0	0	0	0	0	0
at Alabama	0	1	1	1	1	2	+1
at Kentucky	0	0	0	4	0	4	+4
SOUTHERN MISS	0	0	0	1	1	2	+2
at Missouri	2	2	4	0	1	1	-3
LSU	2	0	2	0	0	0	-2
VANDERBILT	0	1	1	0	0	0	-1
<b>Total</b>	<b>8</b>	<b>10</b>	<b>18</b>	<b>10</b>	<b>5</b>	<b>15</b>	<b>-3</b>



## DEFENSIVE STATISTICAL LEADERS

No.	Player	GP-GS	ST	AT	TT	TFL	Sacks	Int	PBU	QBH	FR-Yds	FF	Bik	Saf
35	Daniel Bituli	12-8	44	46	90	3.0-6	.	1-97	2	1	.	1	.	.
18	Nigel Warrior	12-12	43	40	83	3.0-7	1.0-2	1-70	3	.	1-0	3	1	.
22	Micah Abernathy	12-12	47	34	81	1.0-1	.	.	2	1	1-0	.	.	.
14	Quart'e Sapp	12-8	39	39	78	4.0-9	.	.	2	1	.	.	.	.
7	Rashaan Gaulden	12-10	39	26	65	3.5-4	.	1-0	5	1	3-0	3	.	.
53	Colton Jumper	12-7	25	30	55	9.5-41	4.5-27	.	1	4	.	.	.	.
39	Kendal Vickers	12-12	15	35	50	7.0-19	1.5-9	.	.	.	.	2	.	.
12	Emmanuel Moseley	12-11	29	9	38	2.0-2	.	1-19	7	.	.	.	.	.
8	Justin Martin	12-11	27	10	37	0.5-3	.	1-0	1	.	.	1	.	.
5	Kyle Phillips	12-7	18	17	35	4.5-20	2.0-13	.	2	4	.	.	.	.
99	Kahlil McKenzie	11-8	17	18	35	3.5-12	2.0-10	.	1	2	.	.	.	.
1	Jonathan Kongbo	11-10	9	20	29	2.5-14	2.5-14	.	.	.	.	.	.	.
2	Shy Tuttle	10-4	9	18	27	2.5-7	.	.	.	1	1-0	.	.	.
41	Elliott Berry	12-1	13	14	27	2.0-6	1.5-5	.	4	.	1-0	.	.	.
19	Darrell Taylor	10-7	15	12	27	4.0-30	3.0-29	.	2	5	1-0	2	.	.
20	Cortez McDowell	3-3	12	12	24	1.5-4	.	.	.	.	1-0	.	.	.
15	Shawn Shamburger	11-1	14	5	19	1.0-1	1.0-1	.	.	.	.	.	.	.
98	Alexis Johnson	11-0	8	6	14	2.0-5	2.0-5	.	.	.	.	.	.	.
6	Shaq Wiggins	10-0	8	2	10	.	.	.	.	.	.	.	.	.
26	Theo Jackson	11-0	6	2	8	.	.	.	.	.	.	.	.	.
24	Todd Kelly Jr.	2-0	5	2	7	.	.	.	.	.	.	.	.	.
55	Quay Picou	8-0	1	5	6	.	.	.	.	.	.	.	.	.
31	D.J. Henderson	11-0	4	2	6	.	.	.	.	.	.	1	.	.
17	Dillon Bates	10-0	4	2	6	.	.	.	.	.	.	.	.	.
23	Will Ignont	6-0	2	4	6	1.0-3	.	.	.	.	.	.	.	.
3	Marquill Osborne	9-0	2	3	5	.	.	.	.	.	.	.	.	.
28	Baylen Buchanan	6-0	3	1	4	.	.	.	.	.	.	.	.	.
13	Deandre Johnson	6-0	3	1	4	2.0-20	1.0-10	.	.	.	.	2	.	.
56	Matthew Butler	8-0	3	1	4	1.0-3	.	.	.	.	.	.	.	.
27	Carlin Fils-Aime	11-1	1	1	2	.	.	.	.	.	.	.	.	.
48	Ja'Quain Blakely	9-0	2	.	2	.	.	.	.	.	.	.	.	.
3	Ty Chandler	12-1	1	.	1	.	.	.	.	.	.	.	.	.
7	Brandon Johnson	12-7	1	.	1	.	.	.	.	.	.	.	.	.
TM	TEAM	11-0	.	1	1	.	.	.	.	.	1-0	.	.	.
82	Ethan Wolf	12-12	1	.	1	.	.	.	.	.	.	.	.	.
46	Riley Lovingood	12-0	1	.	1	.	.	.	.	.	.	.	.	.
70	Ryan Johnson	12-4	.	1	1	.	.	.	.	.	.	.	.	.
73	Trey Smith	12-12	1	.	1	.	.	.	.	.	.	.	.	.
93	Trevor Daniel	12-0	1	.	1	.	.	.	.	.	.	.	.	.
44	Jakob Johnson	10-3	.	1	1	.	.	.	.	.	.	.	.	.
21	Shanon Reid	7-0	1	.	1	.	.	.	.	.	.	.	.	.
95	Kivon Bennett	4-0	1	.	1	.	.	.	.	.	.	.	.	.
75	Jashon Robertson	10-10	1	.	1	.	.	.	.	.	.	.	.	.
97	Paul Bain	3-0	.	.	.	.	.	.	.	.	.	.	1	.
	<b>Total</b>	<b>12-0</b>	<b>476</b>	<b>420</b>	<b>896</b>	<b>61-217</b>	<b>22-125</b>	<b>5-186</b>	<b>32</b>	<b>20</b>	<b>10-0</b>	<b>15</b>	<b>2</b>	.
	<b>Opponents</b>	<b>12-0</b>	<b>408</b>	<b>327</b>	<b>735</b>	<b>89.0-365</b>	<b>35-242</b>	<b>10-90</b>	<b>40</b>	<b>33</b>	<b>8-0</b>	<b>8</b>	<b>1</b>	.

## SPECIAL TEAMS TACKLE LEADERS

Player	Total	KO	Punt	Other
Micah Abernathy	5	0	5	0
Dillon Bates	5	2	3	0
D.J. Henderson	5	3	2	0
Theo Jackson	4	4	0	0
Marquill Osborne	4	2	2	0
Quart'e Sapp	3	2	1	0
Elliott Berry	2	1	1	0
Ja'Quain Blakely	2	0	2	0
Carlin Fils-aime	2	2	0	0
Rashaan Gaulden	2	1	1	0
Justin Martin	2	0	2	0
Shawn Shamburger	2	2	0	0
Daniel Bituli	1	1	0	0
Baylen Buchanan	1	0	1	0
Trevor Daniel	1	0	1	0
Jakob Johnson	1	1	0	0
Ryan Johnson	1	0	1	0
Colton Jumper	1	0	1	0
Todd Kelly Jr.	1	0	1	0
Riley Lovingood	1	0	1	0
Cortez McDowell	1	1	0	0
Shanon Reid	1	1	0	0
Kendal Vickers	1	0	1	0
<b>TOTAL</b>	<b>49</b>	<b>23</b>	<b>26</b>	<b>0</b>



Linebacker Daniel Bituli



## OFFENSIVE GAME-BY-GAME

### PASSING

#2 JARRETT GUARANTANO	Att	Comp	Int	Pct	Yards	TD	Long	Sack	Yds	Effc
Indiana State	12	4	0	33.3	41	1	18	0	0	89.5
UMASS	5	2	0	40.0	-3	0	0	0	0	35.0
Georgia	7	6	0	85.7	16	0	9	2	13	104.9
South Carolina	18	11	0	61.1	133	0	39	7	46	123.2
Alabama	16	9	1	56.2	44	0	12	4	34	66.8
Kentucky	23	18	0	78.3	242	0	48	7	60	166.6
Southern Miss	13	9	0	69.2	102	0	42	1	7	135.1
LSU	23	13	0	56.5	239	1	60	2	11	158.2
Vanderbilt	22	14	1	63.6	183	2	32	3	19	154.4
<b>TOTALS</b>	<b>139</b>	<b>86</b>	<b>2</b>	<b>61.9</b>	<b>997</b>	<b>4</b>	<b>60</b>	<b>26</b>	<b>190</b>	<b>128.7</b>

#12 QUINTEN DORMADY	Att	Comp	Int	Pct	Yards	TD	Long	Sack	Yds	Effc
Georgia Tech	37	20	0	54.1	221	2	50	0	0	122.1
Indiana State	18	13	1	72.2	194	2	37	1	7	188.3
Florida	39	21	3	53.8	259	1	52	1	6	102.7
UMASS	27	17	0	63.0	187	1	66	0	0	133.4
Georgia	16	5	2	31.2	64	0	44	1	4	39.8
<b>TOTALS</b>	<b>137</b>	<b>76</b>	<b>6</b>	<b>55.5</b>	<b>925</b>	<b>6</b>	<b>66</b>	<b>3</b>	<b>17</b>	<b>117.9</b>

#15 WILL MCBRIDE	Att	Comp	Int	Pct	Yards	TD	Long	Sack	Yds	Effc
Southern Miss	8	1	0	12.5	13	0	13	1	5	26.1
Mizzou	32	16	2	50.0	139	1	22	5	30	84.3
<b>TOTALS</b>	<b>40</b>	<b>17</b>	<b>2</b>	<b>42.5</b>	<b>152</b>	<b>1</b>	<b>22</b>	<b>6</b>	<b>35</b>	<b>72.7</b>

#4 JOHN KELLY	Att	Comp	Int	Pct	Yards	TD	Long	Sack	Yds	Effc
LSU	1	1	0	100.0	10	0	10	0	0	184.0
<b>TOTALS</b>	<b>1</b>	<b>1</b>	<b>0</b>	<b>100.0</b>	<b>10</b>	<b>0</b>	<b>10</b>	<b>0</b>	<b>0</b>	<b>184.0</b>

#10 TYLER BYRD	Att	Comp	Int	Pct	Yards	TD	Long	Sack	Yds	Effc
LSU	1	0	0	0.0	0	0	0	0	0	0.0
<b>TOTALS</b>	<b>1</b>	<b>0</b>	<b>0</b>	<b>0.0</b>	<b>0</b>	<b>0</b>	<b>0</b>	<b>0</b>	<b>0</b>	<b>0.0</b>

#25 JOSH SMITH	Att	Comp	Int	Pct	Yards	TD	Long	Sack	Yds	Effc
South Carolina	1	0	0	0.0	0	0	0	0	0	0.0
<b>TOTALS</b>	<b>1</b>	<b>0</b>	<b>0</b>	<b>0.0</b>	<b>0</b>	<b>0</b>	<b>0</b>	<b>0</b>	<b>0</b>	<b>0.0</b>

### RUSHING

Player	No-Yds/TD	GT	INS	UF	UMASS	UGA	SC	UA	UK	USM	MU	LSU	VANDY
Kelly, J.	189-778/9	19-128/4	18-80/0	19-141/1	25-101/1	16-44/0	16-58/0	12-63/0	DNP	20-79/2	9-17/0	25-47/0	10-20/1
Chandler, T.	71-305/2	1-7/0	4-14/0	7-30/0	5-13/0	2-7/0	4-45/0	4-2/0	22-120/2	11-15/0	8-33/0	-	3-19/0
Fils-Aime, C.	31-215/2	-	3-41/2	3-11/0	2-6/0	3-16/0	DNP	-	13-73/0	-	3-31/0	2-6/0	2-31/0
McBride, W.	18-70/0	DNP	DNP	DNP	DNP	DNP	DNP	DNP	DNP	4-7/0	14-63/0	DNP	DNP
Jordan, T.	11-52/0	-	4-22/0	-	-	1-7/0	-	2-7/0	3-11/0	-	1-5/0	-	-
Byrd, T.	2-19/0	-	DNP	-	1-15/0	-	-	-	1-4/0	-	-	-	-
Dormady, Q.	11-13/0	2-13/0	2-12/0	4-1/0	1-2/0	1--4/0	1-13/0	DNP	DNP	DNP	DNP	DNP	DNP
Coleman, T.	4-9/0	DNP	4-9/0	DNP	DNP	DNP	DNP	-	-	-	DNP	DNP	DNP
Palmer, J.	1-6/0	-	-	-	-	-	1-6/0	-	-	-	-	-	-
Callaway, M.	1-4/0	-	-	-	-	-	-	1-4/0	-	-	DNP	-	-
TEAM	8--23/0	-	DNP	-	2--6/0	1--4/0	-	-	1-0/0	1--2/0	1--3/0	1--6/0	1--2/0
Guarantano, J.	66--39/1	DNP	2-6/0	DNP	3-4/0	5--4/0	17--2/0	11-12/0	15--5/0	2--4/1	DNP	6--9/0	5--13/0

### RECEIVING

Player	No-Yds/TD	GT	INS	UF	UMASS	UGA	SC	UA	UK	USM	MU	LSU	VANDY
Johnson, B.	37-482/1	3-14/0	4-50/1	4-18/0	7-123/0	-	3-54/0	1-6/0	3-40/0	-	3-45/0	3-25/0	6-107/0
Callaway, M.	24-406/5	4-115/2	1-37/1	3-46/0	-	-	4-37/0	3-14/0	2-16/0	2-53/0	DNP	2-72/1	3-16/1
Kelly, J.	37-299/0	5-35/0	5-60/0	6-96/0	2--9/0	4-47/0	2-21/0	2-5/0	DNP	1--5/0	6-13/0	3-31/0	1-5/0
Wolf, Et.	24-246/3	4-33/0	-	3-37/1	2-17/0	1-3/0	-	2-11/0	3-33/0	2-20/0	3-45/1	2-7/0	2-40/1
George, J.	9-180/1	-	2-28/1	-	1-6/0	1-7/0	-	DNP	2-59/0	-	1-5/0	1-60/0	1-15/0
Chandler, T.	10-108/0	-	-	2-31/0	1-11/0	3-15/0	1-11/0	-	2-33/0	-	-	1-7/0	-
Palmer, J.	9-98/0	1-7/0	1-18/0	1-11/0	1-6/0	1-9/0	-	-	2-31/0	1-11/0	1-5/0	-	-
Jordan, T.	8-65/0	-	1-9/0	-	-	1--1/0	-	1-8/0	2-5/0	-	-	2-44/0	1-0/0
Wolf, El.	3-48/0	-	1-17/0	DNP	DNP	DNP	-	-	-	1-12/0	1-19/0	-	-
Smith, Jo.	5-43/0	DNP	DNP	1-10/0	2-10/0	-	1-10/0	-	1-13/0	DNP	DNP	DNP	DNP
Byrd, T.	3-27/1	-	DNP	-	2-21/1	-	-	-	-	1-6/0	-	-	-
Fils-Aime, C.	2-18/0	-	-	-	-	-	DNP	-	1-12/0	1-6/0	-	-	-
Jennings, J.	3-17/0	3-17/0	DNP	DNP	DNP	DNP	DNP	DNP	DNP	DNP	-	DNP	DNP
Johnson, Ja.	1-13/0	-	1-13/0	-	-	DNP	DNP	-	-	-	-	-	-
Murphy, J.	1-12/0	DNP	-	DNP	DNP	-	DNP	-	DNP	1-12/0	-	-	-
Elion, M.	1-10/0	DNP	DNP	DNP	DNP	DNP	DNP	DNP	DNP	DNP	DNP	1-10/0	-
Pope, A.	2-9/0	DNP	-	1-10/0	1--1/0	-	-	-	-	-	-	DNP	DNP
Coleman, T.	1-3/0	DNP	1-3/0	DNP	DNP	DNP	DNP	-	-	-	DNP	DNP	DNP

## DEFENSIVE GAME-BY-GAME

### TOTAL TACKLES

Player	UA-A	TOT	GT	INS	UF	UMASS	UGA	SC	UA	UK	USM	MU	LSU	VANDY
Bituli, D.	44-46	90	10-13	5-0	2-3	3-2	3-5	2-0	3-6	1-1	1-3	3-4	4-4	7-5
Warrior, N.	43-40	83	2-11	4-2	2-4	1-2	4-4	5-4	4-3	6-0	4-2	3-2	4-4	4-2
Abernathy, M.	47-34	81	3-6	-	4-3	3-0	7-2	4-2	6-3	2-3	3-2	11-2	0-4	4-7
Sapp, Q.	39-39	78	0-1	-	1-6	6-3	3-7	6-1	5-6	1-0	2-4	9-1	4-7	2-3
Gaulden, R.	39-26	65	3-4	4-1	5-5	2-0	3-3	8-2	1-1	3-3	5-4	1-0	-	4-3
Jumper, C.	25-30	55	3-15	3-1	2-0	3-1	1-4	1-1	2-1	2-0	2-5	-	4-1	2-1
Vickers, K.	15-35	50	0-6	2-1	0-2	1-4	4-5	1-2	0-2	3-1	1-2	-	1-7	2-3
Moseley, E.	29-9	38	2-0	6-0	2-2	4-0	-	2-2	1-1	1-0	2-1	3-0	2-2	4-1
Martin, J.	27-10	37	-	4-0	3-2	4-1	1-1	3-0	-	2-1	1-1	4-1	2-1	3-2
Phillips, K.	18-17	35	1-1	1-1	0-1	1-2	0-1	1-2	2-4	3-1	3-2	4-0	1-2	1-0
McKenzie, K.	17-18	35	2-6	1-1	0-3	2-2	1-0	2-0	2-3	2-0	3-1	1-1	1-1	DNP
Kongbo, J.	9-20	29	2-5	1-0	0-7	1-2	0-1	1-2	1-2	1-0	DNP	-	0-1	2-0
Tuttle, S.	9-18	27	DNP	-	0-3	DNP	2-0	1-3	0-3	1-1	3-2	1-0	0-5	1-1
Berry, El.	13-14	27	0-1	2-0	-	1-1	0-1	-	0-2	2-1	3-4	3-0	1-2	1-2
Taylor, D.	15-12	27	6-6	1-1	1-1	2-0	2-0	DNP	DNP	-	3-1	-	0-2	0-1
McDowell, C.	12-12	24	7-6	5-3	0-3	DNP	DNP	DNP	DNP	DNP	DNP	DNP	DNP	DNP
Shamburger, S.	14-5	19	-	1-0	-	-	-	-	7-5	2-0	DNP	4-0	-	-
Johnson, A.	8-6	14	-	0-1	-	2-0	2-0	-	1-1	DNP	-	1-0	0-1	2-3
Wiggins, S.	8-2	10	DNP	0-1	-	-	1-1	4-0	3-0	DNP	-	-	-	-
Jackson, T.	6-2	8	DNP	1-0	-	-	1-0	0-1	1-0	2-1	-	1-0	-	-
Kelly Jr., T.	5-2	7	2-1	3-1	DNP	DNP	DNP	DNP	DNP	DNP	DNP	DNP	DNP	DNP
Ignont, W.	2-4	6	DNP	1-0	DNP	-	0-1	DNP	1-1	DNP	DNP	DNP	0-2	-
Henderson, D.J.	4-2	6	DNP	-	0-1	-	-	1-0	2-0	1-0	-	-	-	0-1
Bates, D.	4-2	6	-	-	1-1	-	1-0	-	1-1	DNP	DNP	1-0	-	-
Picou, Q.	1-5	6	1-2	0-1	-	-	-	0-2	-	DNP	DNP	DNP	DNP	-
Osborne, M.	2-3	5	0-1	0-1	DNP	-	-	2-0	-	0-1	-	-	DNP	DNP
Johnson, D.	3-1	4	DNP	3-0	-	-	-	DNP	0-1	DNP	-	DNP	DNP	DNP
Butler, M.	3-1	4	DNP	1-0	DNP	DNP	1-0	-	-	DNP	-	1-1	-	-
Buchanan, B.	3-1	4	-	DNP	DNP	DNP	-	-	1-0	DNP	DNP	DNP	-	2-1
Fils-Aime, C.	1-1	2	-	-	0-1	-	-	DNP	-	-	-	-	-	1-0
Blakely, J.	2-0	2	-	-	-	-	2-0	-	-	-	-	DNP	DNP	DNP
Lovingood, R.	1-0	1	1-0	-	-	-	-	-	-	-	-	-	-	-
Robertson, J.	1-0	1	-	-	-	DNP	1-0	-	-	-	-	-	-	DNP
Smith, T.	1-0	1	-	-	-	-	-	-	-	-	-	1-0	-	-
Johnson, R.	0-1	1	-	-	-	-	-	0-1	-	-	-	-	-	-
Chandler, T.	1-0	1	-	-	1-0	-	-	-	-	-	-	-	-	-
Wolf, Et.	1-0	1	-	1-0	-	-	-	-	-	-	-	-	-	-
Daniel, T.	1-0	1	-	-	-	-	-	-	-	-	-	1-0	-	-
Johnson, Ja.	0-1	1	0-1	-	-	-	DNP	DNP	-	-	-	-	-	-
Bennett, K.	1-0	1	DNP	-	DNP	DNP	DNP	DNP	-	DNP	DNP	1-0	DNP	-
TEAM	0-1	1	-	-	-	-	-	0-1	-	-	-	-	-	-
Reid, S.	1-0	1	DNP	-	DNP	DNP	DNP	-	1-0	-	-	DNP	-	-
Johnson, B.	1-0	1	-	-	-	-	-	-	1-0	-	-	-	-	-

### SACKS

Player	UA-A	TOT	GT	INS	UF	UMASS	UGA	SC	UA	UK	USM	MU	LSU	VANDY
Jumper, C.	4-1	4.5	-	-	10-9	2.5-12	1.0-6	-	-	-	-	-	-	-
Taylor, D.	3-0	3.0	-	-	1.0-15	-	-	DNP	DNP	-	2.0-14	-	-	-
Kongbo, J.	2-1	2.5	-	-	-	1.0-7	-	-	-	-	DNP	-	0.5-2	1.0-5
Phillips, K.	2-0	2.0	-	-	-	-	-	-	-	-	2.0-13	-	-	-
McKenzie, K.	2-0	2.0	-	-	-	1.0-4	-	1.0-6	-	-	-	-	-	DNP
Johnson, A.	2-0	2.0	-	-	-	1.0-4	-	-	-	DNP	-	1.0-1	-	-
Berry, El.	1-1	1.5	-	-	-	1.0-3	-	-	-	-	-	-	0.5-2	-
Vickers, K.	1-1	1.5	-	-	-	0.5-2	1.0-7	-	-	-	-	-	-	-
Johnson, D.	1-0	1.0	DNP	1.0-10	-	-	-	DNP	-	DNP	-	DNP	DNP	DNP
Shamburger, S.	1-0	1.0	-	-	-	-	-	-	1.0-1	-	DNP	-	-	-
Warrior, N.	1-0	1.0	-	-	-	-	-	-	1.0-2	-	-	-	-	-

### TACKLES FOR LOSS

Player	UA-A	TOT	GT	INS	UF	UMASS	UGA	SC	UA	UK	USM	MU	LSU	VANDY
Jumper, C.	7-5	9.5	0.5-1	-	10-9	3.5-13	2.0-8	-	-	-	2.5-10	-	-	-
Vickers, K.	6-2	7.0	-	2.0-3	-	1.0-2	1.0-7	-	-	1.0-3	-	-	-	2.0-4
Phillips, K.	4-1	4.5	-	1.0-1	-	1.0-6	-	0.5-0	-	-	2.0-13	-	-	-
Sapp, Q.	3-2	4.0	-	-	-	-	1.0-2	2.0-3	-	-	-	-	1.0-4	-
Taylor, D.	4-0	4.0	-	-	1.0-15	1.0-1	-	DNP	DNP	-	2.0-14	-	-	-
McKenzie, K.	3-1	3.5	-	1.0-1	-	1.5-5	-	1.0-6	-	-	-	-	-	DNP
Gaulden, R.	2-3	3.5	-	-	-	1.0-1	1.0-1	-	-	-	0.5-1	-	-	-
Warrior, N.	3-0	3.0	-	-	-	-	-	-	1.0-2	-	1.0-1	-	1.0-4	-
Bituli, D.	2-2	3.0	-	1.0-1	0.5-2	-	-	-	-	-	-	0.5-2	1.0-1	-
Kongbo, J.	2-1	2.5	-	-	-	1.0-7	-	-	-	-	DNP	-	0.5-2	1.0-5
Tuttle, S.	1-3	2.5	DNP	-	0.5-2	DNP	-	0.5-1	-	-	1.5-4	-	-	-
Berry, El.	1-2	2.0	-	-	-	1.0-3	-	-	-	-	0.5-1	-	0.5-2	-
Johnson, A.	2-0	2.0	-	-	-	1.0-4	-	-	-	DNP	-	1.0-1	-	-
Moseley, E.	2-0	2.0	-	1.0-1	-	-	-	-	-	-	-	-	-	1.0-1
Johnson, D.	2-0	2.0	DNP	2.0-20	-	-	-	DNP	-	DNP	-	DNP	DNP	DNP
McDowell, C.	1-1	1.5	0.5-0	1.0-4	-	DNP	DNP	DNP	DNP	DNP	DNP	DNP	DNP	DNP
Shamburger, S.	1-0	1.0	-	-	-	-	-	-	1.0-1	-	DNP	-	-	-
Ignont, W.	1-0	1.0	DNP	1.0-3	DNP	-	-	DNP	-	DNP	DNP	DNP	-	-
Abernathy, M.	1-0	1.0	-	-	-	-	-	-	-	1.0-1	-	-	-	-
Butler, M.	1-0	1.0	DNP	1.0-3	DNP	DNP	-	-	-	DNP	-	-	-	-
Martin, J.	0-1	0.5	-	-	-	-	-	-	-	-	-	0.5-3	-	-



## ■ INTERCEPTION RETURNS

Player	No-Yds	GT	ISU	UF	UMASS	UGA	SC	ALA	UK	SO MISS	MIZZOU	LSU	VANDY
Bituli, D.	1-97	-	-	-	-	-	-	1-97	-	-	-	-	-
Warrior, N.	1-70	-	-	-	-	-	-	-	-	-	1-70	-	-
Moseley, E.	1-19	-	-	-	-	-	-	-	-	1-19	-	-	-
Martin, J.	1-0	-	-	-	-	1-0	-	-	-	-	-	-	-
Gaulden, R.	1-0	-	-	1-0	-	-	-	-	-	-	-	-	-

## ■ SPECIAL TEAMS GAME-BY-GAME

### ■ PUNT RETURNS

Player	No-Yds	GT	ISU	UF	UMASS	UGA	SC	ALA	UK	SO MISS	MIZZOU	LSU	VANDY
Callaway, M.	13-109	-	4-53	1-29	3-27	-	1-10	-	2--2	-	DNP	2--8	-
Moseley, E.	1-3	-	-	-	-	-	-	-	-	-	1-3	-	-

### ■ KICK RETURNS

Player	No-Yds	GT	ISU	UF	UMASS	UGA	SC	ALA	UK	SO MISS	MIZZOU	LSU	VANDY
Chandler, T.	17-416	1-14	1-91	-	-	2-34	1-21	4-94	-	-	5-112	1-16	2-34
Berry, Ev.	4-143	2-86	DNP	DNP	DNP	DNP	DNP	DNP	-	2-57	DNP	DNP	DNP
Jordan, T.	3-55	-	-	-	-	1-26	-	-	-	-	-	2-29	-
Callaway, M.	6-49	-	1-13	-	1-10	-	-	-	3-26	-	DNP	1-0	-
Wolf, Et.	1-9	1-9	-	-	-	-	-	-	-	-	-	-	-
Byrd, T.	1-8	-	DNP	-	-	-	-	-	-	-	1-8	-	-

### ■ FIELD GOALS

Player	FG-FGA (Lg)	GT	ISU	UF	UMASS	UGA	SC	ALA	UK	SO MISS	MIZZOU	LSU	VANDY
Cimaglia, B.	8-13 (51)	-	-	1-3 (51)	0-1	-	3-3 (33)	-	4-6 (45)	DNP	DNP	DNP	-
Medley, A.	5-7 (48)	-	-	1-3 (27)	1-1 (40)	-	DNP	-	-	1-1 (38)	1-1 (48)	1-2 (45)	1-1 (49)

### ■ PUNTING

Player	No-Yds-Avg	GT	ISU	UF	UMASS	UGA	SC	ALA	UK	SO MISS	MIZZOU	LSU	VANDY
Daniel, T.	66-3123-47.3	6-282-47.0	4-191-47.8	3-135-45.0	8-391-48.9	8-373-46.6	6-314-52.3	9-412-45.8	3-111-37.0	8-394-49.2	7-316-45.1	4-204-51.0	4-200-50.0

## ■ 2017 TEAM TOTALS

### ■ TEAM TOTALS GAME-BY-GAME

	1st	Rushing	Passing	Total Offense	Punts	Fumbles	Penalties	KO Ret.	Punt Ret.	Int. Ret.	3rd-Dn	Time of
	Score	Downs (No-Yds-TD)	(C-A-I-Yds-TD)	(Ply-Yds)	No-Avg	No-Lost	No-Yds	No-Yds	No-Yds	No-Yds	Convs.	Poss.
TENNESSEE	42 18	22-148-4	20-37-221-2	59-369	6-47.0	0-0	2-20	4-109	0-0	0-0	5-of-12	18:33
vs. Ga. Tech	41 33	86-535-6	5-10-120-0	96-655	3-46.0	3-2	4-37	2-30	2-7	0-0	13-of-18	41:27
TENNESSEE	42 24	37-160-2	17-30-235-3	67-395	4-47.8	2-1	6-53	2-40	4-53	0-0	7-of-13	29:07
Indiana State	7 13	37-122-0	9-19-93-1	57-215	8-44.8	1-0	5-45	2-104	1-8	1-4	0-of-11	30:53
TENNESSEE	20 23	33-183-1	21-39-259-1	72-442	3-45.0	0-0	7-54	0-0	1-29	1-0	6-of-16	32:45
at Florida	26 14	29-168-0	18-28-212-2	57-380	5-44.8	2-2	8-38	2-63	2-14	2-14	7-of-14	27:15
TENNESSEE	17 18	39-135-1	19-32-184-1	71-319	8-48.9	2-1	5-51	1-10	3-27	0-0	7-of-18	29:32
UMass	13 14	37-144-1	13-22-137-1	59-281	10-40.4	1-0	7-43	0-0	3-17	0-0	3-of-14	30:28
TENNESSEE	0 7	29-62-0	11-23-2-80-0	52-142	9-41.4	2-2	5-26	3-60	0-0	1-0	1-of-12	25:01
Georgia	41 20	55-294-4	7-17-1-84-1	72-378	5-35.2	3-0	6-65	0-0	5-49	2-34	9-of-16	34:59
TENNESSEE	9 16	39-120-0	11-19-0-133-0	58-253	6-52.3	2-0	7-40	1-21	1-10	0-0	3-of-13	27:18
South Carolina	15 19	40-194-1	15-24-0-129-0	64-323	4-40.0	0-0	8-59	1-24	4-49	0-0	3-of-7	32:42
TENNESSEE	7 7	30-65-0	9-16-1-44-0	46-108	9-45.8	0-0	9-81	4-94	0-0	1-97	1-of-12	25:09
at Alabama	45 35	53-272-4	22-33-1-332-2	86-604	2-42.0	3-1	7-56	2-36	5-25	1-21	7-of-13	34:51
TENNESSEE	26 27	55-203-2	18-23-0-242-0	78-445	3-37.0	0-0	9-54	3-26	2--2	0-0	6-of-16	38:25
at Kentucky	29 17	36-289-4	7-16-0-82-0	52-371	4-41.5	4-4	4-44	5-123	0-0	0-0	3-of-7	21:35
TENNESSEE	24 14	38-95-2	10-21-0-115-0	59-210	8-49.2	1-0	3-29	2-57	0-0	1-19	2-of-13	28:53
Southern Miss	10 18	42-118-1	13-34-1-161-0	76-279	8-45.6	2-1	14-120	0-0	4-20	0-0	7-of-20	31:07
TENNESSEE	17 16	36-136-0	16-32-2-139-1	68-285	7-45.1	2-2	4-36	6-120	1-3	1-70	4-of-14	30:49
at Missouri	50 29	53-433-2	14-30-1-226-4	83-659	4-49.5	0-0	7-60	2-46	1-16	2-9	6-of-13	29:11
TENNESSEE	10 12	34-38-0	14-25-0-249-1	59-287	4-51.0	5-2	5-26	4-45	2--8	0-0	6-of-16	31:29
LSU	30 17	43-200-4	11-15-0-81-0	58-281	5-49.2	0-0	1-9	0-0	1-5	0-0	4-of-12	28:31
TENNESSEE	24 15	21-55-1	14-22-1-183-2	43-238	4-50.0	0-0	5-27	2-34	0-0	0-0	2-of-8	21:45
Vanderbilt	42 33	43-246-2	20-31-0-283-4	74-529	1-37.0	1-0	8-60	1-30	2-10	1-2	11-of-15	38:15



## MISCELLANEOUS STATS

### 3RD-DOWN CONVERSIONS

Date	Opponent	Score	Overall	1st Qtr	2nd Qtr	3rd Qtr	4th Qtr	OT
Sept. 4	vs. Georgia Tech	W, 42-41	5-12 41.7%	0-3 0.0%	2-4 50.0%	1-2 50.0%	2-3 66.7%	0-0 0.0%
Sept. 9	Indiana State	W, 42-7	7-13 53.8%	2-3 66.7%	2-4 50.0%	1-3 33.3%	2-3 66.7%	
Sept. 16	at Florida	L, 20-26	6-16 37.5%	1-3 33.3%	2-4 50.0%	2-5 40.0%	1-4 25.0%	
Sept. 23	UMass	W, 17-13	7-18 38.9%	3-6 50.0%	2-3 66.7%	1-4 25.0%	1-5 20.0%	
Sept. 30	Georgia	L, 0-41	1-12 8.3%	1-5 20.0%	0-2 0.0%	0-2 0.0%	0-3 0.0%	
Oct. 14	South Carolina	L, 9-15	3-13 23.1%	1-3 33.3%	1-4 25.0%	0-2 0.0%	1-4 25.0%	
Oct. 21	at Alabama	L, 7-45	1-12 8.3%	0-2 0.0%	1-5 20.0%	0-2 0.0%	0-3 0.0%	
Oct. 28	at Kentucky	L, 26-29	6-16 37.5%	1-4 25.0%	2-3 66.7%	2-4 50.0%	1-5 20.0%	
Nov. 4	Southern Miss	W, 24-10	2-13 15.4%	1-2 50.0%	0-2 0.0%	1-5 20.0%	0-4 0.0%	
Nov. 11	at Missouri	L, 17-50	4-14 28.6%	1-4 25.0%	3-5 60.0%	0-4 0.0%	0-1 0.0%	
Nov. 18	LSU	L, 10-30	6-16 37.5%	1-3 33.3%	3-6 50.0%	1-4 25.0%	1-3 33.3%	
Nov. 25	Vanderbilt	L, 24-42	2-8 25.0%	1-1 100.0%	0-3 0.0%	1-3 33.3%	0-1 0.0%	
<b>Tennessee</b>			<b>50-163 30.7%</b>	<b>13-39 33.3%</b>	<b>18-45 40.0%</b>	<b>10-40 25.0%</b>	<b>9-39 23.1%</b>	<b>0-0 0.0%</b>
<b>Opponents</b>			<b>75-166 45.2%</b>	<b>14-37 37.8%</b>	<b>24-48 50.0%</b>	<b>16-40 40.0%</b>	<b>19-39 48.7%</b>	<b>2-2100.0%</b>

### 4TH-DOWN CONVERSIONS

Date	Opponent	Score	Overall	1st Qtr	2nd Qtr	3rd Qtr	4th Qtr	OT
Sept. 4	vs. Georgia Tech	W, 42-41	0-1 0.0%	0-0 0.0%	0-1 0.0%	0-0 0.0%	0-0 0.0%	0-0 0.0%
Sept. 9	Indiana State	W, 42-7	0-0 0.0%	0-0 0.0%	0-0 0.0%	0-0 0.0%	0-0 0.0%	0-0 0.0%
Sept. 16	at Florida	L, 20-26	0-0 0.0%	0-0 0.0%	0-0 0.0%	0-0 0.0%	0-0 0.0%	0-0 0.0%
Sept. 23	UMass	W, 17-13	0-0 0.0%	0-0 0.0%	0-0 0.0%	0-0 0.0%	0-0 0.0%	0-0 0.0%
Sept. 30	Georgia	L, 0-41	0-1 0.0%	0-0 0.0%	0-0 0.0%	0-0 0.0%	0-1 0.0%	0-0 0.0%
Oct. 14	South Carolina	L, 9-15	0-0 0.0%	0-0 0.0%	0-0 0.0%	0-0 0.0%	0-0 0.0%	0-0 0.0%
Oct. 21	at Alabama	L, 7-45	0-1 0.0%	0-0 0.0%	0-0 0.0%	0-0 0.0%	0-1 0.0%	0-0 0.0%
Oct. 28	at Kentucky	L, 26-29	1-1 100.0%	0-0 0.0%	0-0 0.0%	0-0 0.0%	1-1 100.0%	0-0 0.0%
Nov. 4	Southern Miss	W, 24-10	0-1 0.0%	0-1 0.0%	0-0 0.0%	0-0 0.0%	0-0 0.0%	0-0 0.0%
Nov. 11	at Missouri	L, 17-50	1-1 100.0%	0-0 0.0%	1-1 100.0%	0-0 0.0%	0-0 0.0%	0-0 0.0%
Nov. 18	LSU	L, 10-30	1-4 25.0%	1-1 100.0%	0-0 0.0%	0-1 0.0%	0-2 0.0%	0-0 0.0%
Nov. 25	Vanderbilt	L, 24-42	0-0 0.0%	0-0 0.0%	0-0 0.0%	0-0 0.0%	0-0 0.0%	0-0 0.0%
<b>Tennessee</b>			<b>3-10 30.0%</b>	<b>1-2 50.0%</b>	<b>1-2 50.0%</b>	<b>0-1 0.0%</b>	<b>1-5 20.0%</b>	<b>0-0 0.0%</b>
<b>Opponents</b>			<b>4-10 40.0%</b>	<b>1-1 100.0%</b>	<b>2-4 50.0%</b>	<b>0-2 0.0%</b>	<b>1-3 33.3%</b>	<b>0-0 0.0%</b>

### TIME OF POSSESSION

Date	Opponent	Score	Overall	1st Qtr	2nd Qtr	3rd Qtr	4th Qtr	OT
Sept. 4	vs. Georgia Tech	W, 42-41	18:33	4:11	4:32	4:21	5:29	0:00
Sept. 9	Indiana State	W, 42-7	29:07	7:21	6:29	7:08	8:09	
Sept. 16	at Florida	L, 20-26	32:45	5:38	6:37	10:41	9:49	
Sept. 23	UMass	W, 17-13	29:32	9:26	6:34	6:00	7:32	
Sept. 30	Georgia	L, 0-41	25:01	7:43	6:00	5:05	6:13	
Oct. 14	South Carolina	L, 9-15	27:18	10:05	8:06	6:29	2:38	
Oct. 21	at Alabama	L, 7-45	25:09	5:44	6:41	5:13	7:31	
Oct. 28	at Kentucky	L, 26-29	38:25	9:17	9:40	10:08	9:20	
Nov. 4	Southern Miss	W, 24-10	28:53	7:42	7:05	6:22	7:44	
Nov. 11	at Missouri	L, 17-50	30:49	7:28	9:49	6:40	6:52	
Nov. 18	LSU	L, 10-30	31:29	8:59	9:26	8:11	4:53	
Nov. 25	Vanderbilt	L, 24-42	21:45	8:17	4:48	5:12	3:28	
<b>Tennessee Total</b>			<b>338:46</b>	<b>91:51</b>	<b>85:47</b>	<b>81:50</b>	<b>79:38</b>	<b>0:00</b>
<b>Avg.</b>			<b>28:13</b>	<b>7:39</b>	<b>7:08</b>	<b>6:47</b>	<b>6:38</b>	<b>0:00</b>
<b>Opponents Total</b>			<b>381:14</b>	<b>88:09</b>	<b>94:13</b>	<b>98:30</b>	<b>100:22</b>	<b>0:00</b>
<b>Avg.</b>			<b>31:46</b>	<b>7:20</b>	<b>7:51</b>	<b>8:12</b>	<b>8:21</b>	<b>0:00</b>



## 2017 RED ZONE STATS

### TENNESSEE INSIDE OPPONENT RED-ZONE

Date	Opponent	Score	Times	Times	Total	Rush	Pass	FGs	FGA	---- Failed to score inside RZ ---					
			In RZ	Scored	Pts					TDs	TDs	Made	Downs	Int	Fumb
Sept. 4	vs Ga Tech	W, 42-41	5	5	35	5	4	1	0	0	0	0	0	0	0
Sept. 9	Indiana State	W, 42-7	4	3	21	3	1	2	0	0	0	1	0	0	0
Sept. 16	at Florida	L, 20-26	3	1	3	0	0	0	1	1	0	1	0	0	0
Sept. 23	UMass	W, 17-13	3	2	14	2	1	1	0	0	0	0	0	1	0
Sept. 30	Georgia	L, 0-41	0	0	0	0	0	0	0	0	0	0	0	0	0
Oct. 14	South Carolina	L, 9-15	4	3	9	0	0	0	3	0	0	0	0	1	0
Oct. 21	at Alabama	L, 7-45	1	0	0	0	0	0	0	0	0	1	0	0	0
Oct. 28	at Kentucky	L, 26-29	6	6	26	2	2	0	4	0	0	0	0	0	0
Nov. 4	Southern Miss	W, 24-10	4	4	24	3	3	0	1	0	0	0	0	0	0
Nov. 11	at Missouri	L, 17-50	1	1	7	1	0	1	0	0	0	0	0	0	0
Nov. 18	LSU	L, 10-30	1	0	0	0	0	0	0	1	0	0	0	0	0
Nov. 25	Vanderbilt	L, 24-42	3	3	21	3	1	2	0	0	0	0	0	0	0
<b>Totals</b>			<b>35</b>	<b>28</b>	<b>160</b>	<b>19</b>	<b>12</b>	<b>7</b>	<b>9</b>	<b>1</b>	<b>1</b>	<b>3</b>	<b>0</b>	<b>2</b>	<b>0</b>

28 of 35 (80.0%)

### OPPONENT INSIDE TENNESSEE RED-ZONE

Date	Opponent	Score	Times	Times	Total	Rush	Pass	FGs	FGA	---- Failed to score inside RZ ---					
			In RZ	Scored	Pts					TDs	TDs	Made	Downs	Int	Fumb
Sept. 4	vs Ga Tech	W, 42-41	7	6	41	6	6	0	0	1	0	0	0	0	0
Sept. 9	Indiana State	W, 42-7	0	0	0	0	0	0	0	0	0	0	0	0	0
Sept. 16	at Florida	L, 20-26	2	2	10	1	0	1	1	0	0	0	0	0	0
Sept. 23	UMass	W, 17-13	2	2	13	2	1	1	0	0	0	0	0	0	0
Sept. 30	Georgia	L, 0-41	6	6	34	4	3	1	2	0	0	0	0	0	0
Oct. 14	South Carolina	L, 9-15	3	3	12	1	1	0	2	0	0	0	0	0	0
Oct. 21	at Alabama	L, 7-45	6	5	31	4	3	1	1	0	0	1	0	0	0
Oct. 28	at Kentucky	L, 26-29	4	4	29	4	4	0	0	0	0	0	0	0	0
Nov. 4	Southern Miss	W, 24-10	2	2	10	1	1	0	1	0	0	0	0	0	0
Nov. 11	at Missouri	L, 17-50	6	5	26	3	2	1	2	0	0	0	0	1	0
Nov. 18	LSU	L, 10-30	6	5	30	4	4	0	1	1	0	0	0	0	0
Nov. 25	Vanderbilt	L, 24-42	6	5	35	5	2	3	0	0	0	0	0	1	0
<b>Totals</b>			<b>50</b>	<b>45</b>	<b>271</b>	<b>35</b>	<b>27</b>	<b>8</b>	<b>10</b>	<b>2</b>	<b>0</b>	<b>1</b>	<b>0</b>	<b>2</b>	<b>0</b>

45 of 50 (90.0%)

## 2017 VIDEO REVIEWS

### REVIEWS IN UT's FAVOR: 9

### NOT IN UT's FAVOR: 7

- On the first play of the second quarter, against Georgia Tech Quinten Dormady threw a pass down the middle of the field to Ethan Wolf inside the 20-yard line. After a review, the play was reversed as officials said that Wolf did not have control of the ball as he went to the ground. (REVERSED)
- On Georgia Tech's final drive of the first half, running back KirVonte Benson was initially ruled down at the nine-yard line after a run. Upon further review, it was determined that he gained only five yards on the carry and was down at the 15-yard line where his knee touched the ground. (REVERSED)
- On Tennessee's first overtime drive vs. Georgia Tech, John Kelly was initially ruled down at the one yard line. After review, officials overturned the call and ruled the play as a one-yard rushing touchdown, saying the ball crossed the scoring plane. (REVERSED)
- With 10:07 remaining in the third quarter, Indiana State quarterback Cade Sparks completed a 23-yard touchdown pass to McClendon. After a review, it was confirmed that Jacquet McClendon maintained control of the ball as it crossed the goal line. (CONFIRMED)
- With 14:23 remaining in the fourth quarter, Indiana State's Bob Pugh rushed one yard to the UT 38 on a 3rd-and-2. He was initially ruled one yard short of the first-down marker. After a review, the ruling on the field was confirmed. (CONFIRMED)
- With 10:45 remaining in the fourth quarter, Justin Martin chased down Florida's Malik Davis following a 72-yard run and forced a fumble at the two-yard line that rolled out of the back of end zone, giving the ball back to UT. The play was initially ruled a touchdown. After review it was ruled a fumble. (REVERSED)
- On Tennessee's final drive against South Carolina, wide receiver Brandon Johnson caught a 39-yard pass that was initially ruled a first down at the SC22 before the ball came out. Upon further review, the ruling was confirmed that Johnson was down at the SC 22. (CONFIRMED)

8. With 8:46 remaining in the fourth quarter at Alabama, John Kelly punched in a three-yard touchdown run. After a review it was ruled, that Kelly was down at the UA 1. (REVERSED)

9. With 4:15 remaining in the first quarter, Kentucky running back Shihem King rushed for 14 yards and was ruled down before UT's Nigel Warrior forced a fumble that was recovered by Shy Tuttle. After review, the play was changed to a forced fumble and a Tennessee recovery. (REVERSED)

10. UT freshman running back Ty Chandler rushed 14 yards for a touchdown with 8:52 left in the second quarter vs. Kentucky. After review, Chandler was ruled down at the one-yard line. (REVERSED)

11. With 3:40 left in the game, UK quarterback Stephen Johnson completed a 16-yard pass to Tavin Richardson near the right sideline. After a review, the call of a catch was confirmed. (CONFIRMED)

12. With 9:25 remaining in the first quarter against Southern Miss, Tennessee safety Nigel Warrior was called for targeting when tackling Southern Miss quarterback Keon Howard. After an official review, it was ruled that the tackle was not targeting as Warrior led with his shoulder. (REVERSED)

13. With 14:12 left in the game at Missouri, Calin Fils-aime rushed 25 yards and was ruled down before Anthony Sherrills forced a fumble and brought Fils-aime down. After a video review, the call on the field was overturned and it was ruled a fumble. (REVERSED)

14. With 2:04 left in the first quarter against LSU, Tennessee running back John Kelly ran the ball on 4th-and-1 and was ruled down at the UT 49 for no gain. After a review, Kelly was ruled to have crossed the plane for the first down. (REVERSED)

15. In the second quarter against Vanderbilt, John Kelly ran for one yard on 3rd-and-1 at the UT 28. After a review, it was determined that Kelly was down before reaching the first-down marker. (REVERSED)

16. The Tennessee defense made another fourth-down stop on Vandy's next possession. On 4th-and-1 from the UT 39, Alexis Johnson and Kendal Vickers stuffed Shurmur for no gain. After a review it was confirmed that Shurmur did not reach the first-down marker. (CONFIRMED)

STARTING EXPERIENCE

OFFENSE	'13	'14	'15	'16	'17	Tot	Strk
Venzell Boulware, OL	.	.	.	3	1	4	.
Devante Brooks, OL	.	.	.	.	4	4	4
Marquez Callaway, WR	.	.	.	.	10	10	2
Ty Chandler, RB	.	.	.	.	2	2	.
Quinten Dormady, QB	.	.	.	.	5	5	.
Jeff George, WR	.	.	.	2	1	3	.
Jarrett Guarantano, QB	.	.	.	.	6	6	2
Chance Hall, OL	.	.	7	6	.	13	.
Jauan Jennings, WR	.	.	6	9	1	16	.
Brandon Johnson, WR	.	.	.	.	7	7	1
Jakob Johnson, (TE)	.	.	.	.	3	3	.
Ryan Johnson, OL	.	.	.	.	4	4	4
Jack Jones, OL	.	.	1	6	3	10	.
John Kelly, RB	.	.	.	1	11	12	4
Brett Kendrick, OT/OG	2	5	13	9	29	1	.
Riley Locklear	.	.	.	.	2	2	2
Will McBride, QB	.	.	.	.	1	1	.
Josh Palmer, WR	.	.	.	.	6	6	4
Austin Pope, TE	.	.	.	.	1	1	.
Drew Richmond, OT	.	.	.	6	7	13	.
Jashon Robertson, OG/C	13	10	10	12	10	44	.
Josh Smith, WR	4	1	7	6	5	23	.
Trey Smith, OG	.	.	.	.	12	12	12
Marcus Tatum, OT	.	.	.	.	3	3	.
Coleman Thomas, OT	5	13	9	5	32	.	.
Eli Wolf, TE	.	.	.	.	1	1	.
Ethan Wolf, TE	.	11	12	12	12	47	17
<b>Total</b>	<b>4</b>	<b>32</b>	<b>61</b>	<b>85</b>	<b>132</b>	<b>314</b>	<b>-</b>

DEFENSE	'13	'14	'15	'16	'17	Tot	Str
Micah Abernathy, DB	.	.	.	11	11	21	15
Daniel Bituli, LB	.	.	.	.	8	8	2
Elliott Berry, LB	.	.	.	4	1	5	1
Evan Berry, DB	.	.	.	3	.	3	.
Baylen Buchanan, DB	.	.	.	2	.	2	.
Rashaan Gaulden, DB	.	.	.	9	10	19	1
Jakob Johnson, (LB)	2	.	.	.	.	2	.
Colton Jumper, LB	.	.	3	7	6	16	.
Todd Kelly Jr., DB	3	2	11	.	.	16	.
Darrin Kirkland Jr. LB	.	.	10	7	.	17	.
Jonathan Kongbo DL	.	.	.	2	10	12	2
Justin Martin, DB	.	.	6	2	11	19	5
Cortez McDowell, LB	.	.	.	4	3	7	.
Kahlil McKenzie, DL	.	.	.	1	8	9	.
Emmanuel Moseley, DB	2	7	10	11	30	11	.
Kyle Phillips, DL	.	.	.	1	8	9	8
Quart'e Sapp, LB	.	.	.	.	8	8	.
Shawn Shamburger	.	.	.	.	1	1	.
Austin Smith, LB	.	.	1	.	.	1	.
Darrell Taylor, DL	.	.	.	.	7	7	.
Shy Tuttle, DL	.	.	.	1	4	5	1
Kendal Vickers, DL	.	.	13	13	11	38	38
Nigel Warrior, DB	.	.	.	1	12	13	12
<b>Total</b>	<b>0</b>	<b>7</b>	<b>42</b>	<b>88</b>	<b>132</b>	<b>269</b>	<b>-</b>

OFFENSE	'13	'14	'15	'16	'17	Tot	Strk
Brent Cimaglia	.	.	.	.	3	3	.
Trevor Daniel, P	.	.	13	13	12	38	38
Aaron Medley, PK/KO	.	13	13	13	9	48	4
<b>Total</b>	<b>.</b>	<b>13</b>	<b>26</b>	<b>26</b>	<b>24</b>	<b>89</b>	<b>-</b>

STARTING LINEUPS

Offense	TE	LT	LG	C	RG	RT	WR	WR	QB	TB	WR/TE	PK	P
vs. Ga Tech	Et. Wolf	B. Kendrick	J. Jones	J. Robertson	T. Smith	M. Tatum	J. Jennings	B. Johnson	Q. Dormady	J. Kelly	Eli Wolf	Medley	T. Daniel
INDIANA ST	Et. Wolf	D. Richmond	J. Jones	J. Robertson	T. Smith	B. Kendrick	M. Callaway	J. Palmer	Q. Dormady	J. Kelly	T. Chandler	Medley	T. Daniel
at Florida	Et. Wolf	D. Richmond	J. Jones	J. Robertson	T. Smith	B. Kendrick	M. Callaway	B. Johnson	Q. Dormady	J. Kelly	J. Palmer	Medley	T. Daniel
UMASS	Et. Wolf	D. Richmond	V. Boulware	C. Thomas	T. Smith	B. Kendrick	M. Callaway	J. Smith	Q. Dormady	J. Kelly	J. Johnson	Medley	T. Daniel
GEORGIA	Et. Wolf	D. Richmond	B. Kendrick	J. Robertson	T. Smith	M. Tatum	M. Callaway	B. Johnson	Q. Dormady	J. Kelly	J. Smith	Medley	T. Daniel
S. CAROLINA	Et. Wolf	D. Richmond	B. Kendrick	J. Robertson	T. Smith	M. Tatum	M. Callaway	B. Johnson	J. Guarantano	J. Kelly	J. Smith	Cimaglia	T. Daniel
at Alabama	Et. Wolf	D. Richmond	J. Robertson	C. Thomas	T. Smith	B. Kendrick	M. Callaway	B. Johnson	J. Guarantano	J. Kelly	J. Smith	Cimaglia	T. Daniel
at Kentucky	Et. Wolf	D. Richmond	J. Robertson	C. Thomas	T. Smith	B. Kendrick	M. Callaway	J. Smith	J. Guarantano	Fils-aime	A. Pope	Cimaglia	T. Daniel
SO. MISS	Et. Wolf	T. Smith	J. Robertson	C. Thomas	R. Johnson	D. Brooks	M. Callaway	J. Palmer	J. Guarantano	J. Kelly	J. Johnson	Medley	T. Daniel
at Missouri	Et. Wolf	T. Smith	J. Robertson	C. Thomas	R. Johnson	D. Brooks	J. George	B. Johnson	W. McBride	J. Kelly	J. Palmer	Medley	T. Daniel
LSU	Et. Wolf	T. Smith	R. Johnson	J. Robertson	R. Locklear	D. Brooks	M. Callaway	J. Palmer	J. Guarantano	J. Kelly	J. Johnson	Medley	T. Daniel
VANDERBILT	Et. Wolf	B. Kendrick	T. Smith	R. Johnson	R. Locklear	D. Brooks	M. Callaway	B. Johnson	J. Guarantano	J. Kelly	J. Palmer	Medley	T. Daniel

Defense	RE	DT	DT	LE	WLB	MLB	SLB	NK	RCB	FS	SS	LCB
vs. Ga Tech	J. Kongbo	K. McKenzie	K. Vickers	D. Taylor	C. McDowell	C. Jumper	D. Bituli	--	R. Gaulden	M. Abernathy	N. Warrior	J. Martin
INDIANA ST	J. Kongbo	K. McKenzie	K. Vickers	D. Taylor	C. McDowell	C. Jumper	D. Bituli	--	E. Moseley	M. Abernathy	N. Warrior	J. Martin
at Florida	J. Kongbo	K. McKenzie	K. Vickers	D. Taylor	C. McDowell	D. Bituli	--	R. Gaulden	E. Moseley	M. Abernathy	N. Warrior	J. Martin
UMASS	J. Kongbo	K. McKenzie	K. Vickers	D. Taylor	Q. Sapp	D. Bituli	--	R. Gaulden	E. Moseley	M. Abernathy	N. Warrior	J. Martin
GEORGIA	J. Kongbo	K. McKenzie	K. Vickers	D. Taylor	Q. Sapp	C. Jumper	--	R. Gaulden	E. Moseley	M. Abernathy	N. Warrior	J. Martin
S. CAROLINA	J. Kongbo	K. McKenzie	K. Vickers	K. Phillips	Q. Sapp	C. Jumper	--	R. Gaulden	E. Moseley	M. Abernathy	N. Warrior	J. Martin
at Alabama	J. Kongbo	K. McKenzie	K. Vickers	K. Phillips	Q. Sapp	D. Bituli	--	R. Gaulden	E. Moseley	M. Abernathy	N. Warrior	S. Shamburger
at Kentucky	J. Kongbo	S. Tuttle	K. Vickers	K. Phillips	Q. Sapp	D. Bituli	--	R. Gaulden	E. Moseley	M. Abernathy	N. Warrior	J. Martin
SO. MISS	K. Phillips	S. Tuttle	K. Vickers	D. Taylor	Q. Sapp	C. Jumper	--	R. Gaulden	E. Moseley	M. Abernathy	N. Warrior	J. Martin
at Missouri	K. Phillips	S. Tuttle	K. Vickers	D. Taylor	Q. Sapp	C. Jumper	--	R. Gaulden	E. Moseley	M. Abernathy	N. Warrior	J. Martin
LSU	J. Kongbo	K. McKenzie	K. Vickers	K. Phillips	Q. Sapp	C. Jumper	D. Bituli	--	E. Moseley	M. Abernathy	N. Warrior	J. Martin
VANDERBILT	J. Kongbo	S. Tuttle	K. Vickers	K. Phillips	El. Berry	D. Bituli	--	R. Gaulden	E. Moseley	M. Abernathy	N. Warrior	J. Martin

## PARTICIPATION GAME-BY-GAME

No.	Player	GP/GS	GT	INS	UF	UMASS	UGA	SC	UA	UK	USM	MU	LSU	VANDY
22	Abernathy, M.	12/12	START	START	START	START	START	START	START	START	START	START	START	START
97	Bain, P.	3/-	XXX	DNP	DNP	DNP	DNP	XXX	XXX	DNP	DNP	DNP	DNP	DNP
17	Bates, D.	10/-	XXX	XXX	XXX	XXX	XXX	XXX	XXX	DNP	DNP	XXX	XXX	XXX
88	Benedict, B.	1/-	DNP	DNP	DNP	DNP	XXX	DNP	DNP	DNP	DNP	DNP	DNP	DNP
95	Bennett, K.	4/-	DNP	XXX	DNP	DNP	DNP	DNP	XXX	DNP	DNP	XXX	DNP	XXX
41	Berry, El.	12/1	XXX	XXX	XXX	XXX	XXX	XXX	XXX	XXX	XXX	XXX	XXX	START
29	Berry, Ev.	3/-	XXX	DNP	DNP	DNP	DNP	DNP	DNP	XXX	XXX	DNP	DNP	DNP
35	Bituli, D.	12/8	START	START	START	START	XXX	XXX	START	START	XXX	XXX	START	START
48	Blakely, J.	9/-	XXX	XXX	XXX	XXX	XXX	XXX	XXX	XXX	XXX	DNP	DNP	DNP
50	Boulware, V.	3/1	XXX	XXX	DNP	START	DNP	DNP	DNP	DNP	DNP	DNP	DNP	DNP
77	Brooks, D.	4/4	DNP	DNP	DNP	DNP	DNP	DNP	DNP	START	START	START	START	START
28	Buchanan, B.	6/-	XXX	DNP	DNP	DNP	XXX	XXX	XXX	DNP	DNP	DNP	XXX	XXX
23	Bumphus, L.	10/-	DNP	XXX	XXX	XXX	XXX	XXX	XXX	XXX	XXX	DNP	XXX	XXX
56	Butler, M.	8/-	DNP	XXX	DNP	DNP	XXX	XXX	XXX	DNP	XXX	XXX	XXX	XXX
10	Byrd, T.	11/-	XXX	DNP	XXX	XXX	XXX	XXX	XXX	XXX	XXX	XXX	XXX	XXX
1	Callaway, M.	11/10	XXX	START	START	START	START	START	START	START	START	DNP	START	START
3	Chandler, T.	12/1	XXX	START	XXX	XXX	XXX	XXX	XXX	XXX	XXX	XXX	XXX	XXX
30	Cimaglia, B.	5/-	DNP	DNP	XXX	XXX	DNP	XXX	XXX	XXX	DNP	DNP	DNP	DNP
24	Coleman, T.	4/-	DNP	XXX	DNP	DNP	DNP	DNP	XXX	XXX	XXX	DNP	DNP	DNP
86	Craig, A.	1/-	DNP	XXX	DNP	DNP	DNP	DNP	DNP	DNP	DNP	DNP	DNP	DNP
93	Daniel, T.	12/-	XXX	XXX	XXX	XXX	XXX	XXX	XXX	XXX	XXX	XXX	XXX	XXX
12	Dormady, Q.	6/5	START	START	START	START	START	XXX	DNP	DNP	DNP	DNP	DNP	DNP
34	Elion, M.	2/-	DNP	DNP	DNP	DNP	DNP	DNP	DNP	DNP	DNP	DNP	XXX	XXX
27	Fils-Aime, C.	11/1	XXX	XXX	XXX	XXX	XXX	XXX	XXX	START	XXX	XXX	XXX	XXX
7	Gaulden, R.	12/10	START	START	XXX	START	START	START	START	START	START	START	XXX	START
19	George, J.	11/1	XXX	XXX	XXX	XXX	XXX	XXX	DNP	XXX	XXX	START	XXX	XXX
4	Gray, M.	2/-	DNP	XXX	DNP	DNP	DNP	DNP	DNP	XXX	DNP	DNP	DNP	DNP
2	Guarantano, J.	9/6	DNP	XXX	DNP	XXX	XXX	START	START	START	START	DNP	START	START
31	Henderson, D.J.	11/-	DNP	XXX	XXX	XXX	XXX	XXX	XXX	XXX	XXX	XXX	XXX	XXX
31	Henry, P.	11/-	XXX	XXX	XXX	XXX	DNP	XXX	XXX	XXX	XXX	XXX	XXX	XXX
23	Ignont, W.	6/-	DNP	XXX	DNP	XXX	XXX	XXX	XXX	DNP	DNP	DNP	XXX	XXX
26	Jackson, T.	11/-	DNP	XXX	XXX	XXX	XXX	XXX	XXX	XXX	XXX	XXX	XXX	XXX
15	Jennings, J.	2/1	START	DNP	DNP	DNP	DNP	DNP	DNP	DNP	DNP	XXX	DNP	DNP
98	Johnson, A.	11/-	XXX	XXX	XXX	XXX	XXX	XXX	XXX	DNP	XXX	XXX	XXX	XXX
7	Johnson, B.	12/7	START	XXX	START	XXX	START	START	START	XXX	XXX	START	XXX	START
13	Johnson, D.	6/-	DNP	XXX	XXX	XXX	XXX	DNP	XXX	DNP	XXX	DNP	DNP	DNP
44	Johnson, Ja.	10/3	XXX	XXX	XXX	START	DNP	DNP	XXX	XXX	START	XXX	START	XXX
70	Johnson, R.	12/4	XXX	XXX	XXX	XXX	XXX	XXX	XXX	XXX	START	START	START	START
66	Jones, J.	5/3	START	START	START	XXX	XXX	DNP	DNP	DNP	DNP	DNP	DNP	DNP
9	Jordan, T.	12/-	XXX	XXX	XXX	XXX	XXX	XXX	XXX	XXX	XXX	XXX	XXX	XXX
53	Jumper, C.	12/7	START	START	XXX	XXX	START	START	XXX	XXX	START	START	START	XXX
67	Keeler, J.	2/-	DNP	DNP	DNP	DNP	DNP	DNP	DNP	DNP	DNP	DNP	XXX	XXX
24	Kelly Jr., T.	2/-	XXX	XXX	DNP	DNP	DNP	DNP	DNP	DNP	DNP	DNP	DNP	DNP
4	Kelly, J.	11/11	START	START	START	START	START	START	START	DNP	START	START	START	START
63	Kendrick, B.	9/9	START	START	START	START	START	START	START	START	DNP	DNP	DNP	START
1	Kongbo, J.	11/10	START	START	START	START	START	START	START	START	DNP	XXX	START	START
42	Labruzzo, C.	4/-	DNP	XXX	XXX	XXX	XXX	DNP	DNP	DNP	DNP	DNP	DNP	DNP
56	Locklear, R.	4/2	DNP	DNP	DNP	DNP	DNP	DNP	DNP	DNP	XXX	XXX	START	START
46	Lovingood, R.	12/-	XXX	XXX	XXX	XXX	XXX	XXX	XXX	XXX	XXX	XXX	XXX	XXX
8	Martin, J.	12/11	START	START	START	START	START	START	XXX	START	START	START	START	START
17	McBride, W.	2/1	DNP	DNP	DNP	DNP	DNP	DNP	DNP	DNP	XXX	START	DNP	DNP
20	McDowell, C.	3/3	START	START	START	DNP	DNP	DNP	DNP	DNP	DNP	DNP	DNP	DNP
99	McKenzie, K.	11/8	START	START	START	START	START	START	START	XXX	XXX	XXX	START	DNP
52	Medford, E.	10/-	XXX	XXX	XXX	XXX	DNP	XXX	DNP	XXX	XXX	XXX	XXX	XXX
25	Mesley, A.	10/-	XXX	XXX	XXX	XXX	XXX	DNP	DNP	XXX	XXX	XXX	XXX	XXX
12	Moseley, E.	12/11	XXX	START	START	START	START	START	START	START	START	START	START	START
11	Murphy, J.	7/-	DNP	XXX	DNP	DNP	XXX	DNP	XXX	DNP	XXX	XXX	XXX	XXX
85	Orradre, T.	1/-	DNP	DNP	DNP	DNP	DNP	DNP	DNP	DNP	DNP	DNP	XXX	DNP
3	Osborne, M.	9/-	XXX	XXX	DNP	XXX	XXX	XXX	XXX	XXX	XXX	XXX	DNP	DNP
5	Palmer, J.	12/6	XXX	START	START	XXX	XXX	XXX	XXX	XXX	START	START	START	START
5	Phillips, K.	12/7	XXX	XXX	XXX	XXX	XXX	START	START	START	START	START	START	START
55	Picou, G.	8/-	XXX	XXX	XXX	XXX	XXX	XXX	XXX	DNP	DNP	DNP	DNP	XXX
81	Pope, A.	9/1	DNP	XXX	XXX	XXX	XXX	XXX	XXX	START	XXX	XXX	DNP	DNP
21	Reid, S.	7/-	DNP	XXX	DNP	DNP	DNP	XXX	XXX	XXX	XXX	DNP	XXX	XXX
51	Richmond, D.	7/7	DNP	START	START	START	START	START	START	START	DNP	DNP	DNP	DNP
75	Robertson, J.	10/10	START	START	START	DNP	START	START	START	START	START	START	START	DNP
14	Sapp, Q.	12/8	XXX	XXX	XXX	START	START	START	START	START	START	START	START	XXX
18	Shamburger, S.	11/1	XXX	XXX	XXX	XXX	XXX	XXX	START	XXX	DNP	XXX	XXX	XXX
11	Smith, A.	6/-	DNP	DNP	DNP	DNP	DNP	XXX	XXX	DNP	XXX	XXX	XXX	XXX
25	Smith, Jo.	6/5	DNP	DNP	XXX	START	START	START	START	START	DNP	DNP	DNP	DNP
73	Smith, T.	12/12	START	START	START	START	START	START	START	START	START	START	START	START
68	Tatum, M.	4/3	START	DNP	DNP	XXX	START	START	DNP	DNP	DNP	DNP	DNP	DNP
19	Taylor, D.	10/7	START	START	START	START	START	DNP	DNP	XXX	START	START	XXX	XXX
55	Thomas, C.	6/5	DNP	XXX	DNP	START	DNP	DNP	DNP	START	START	START	DNP	DNP
2	Tuttle, S.	10/4	DNP	XXX	XXX	DNP	XXX	XXX	XXX	START	START	START	XXX	START
39	Vickers, K.	12/12	START	START	START	START	START	START	START	START	START	START	START	START
18	Warrior, N.	12/12	START	START	START	START	START	START	START	START	START	START	START	START
6	Wiggins, S.	10/-	DNP	XXX	XXX	XXX	XXX	XXX	XXX	DNP	XXX	XXX	XXX	XXX
8	Williams, L.	1/-	XXX	DNP	DNP	DNP	DNP	DNP	DNP	DNP	DNP	DNP	DNP	DNP
80	Wolf, El.	9/1	START	XXX	DNP	DNP	DNP	XXX	XXX	XXX	XXX	XXX	XXX	XXX
82	Wolf, Et.	12/12	START	START	START	START	START	START	START	START	START	START	START	START

Starts indicated by position; X-Played; DNP-Did Not Play

GENERAL

STAFF

PLAYERS

REVIEW

HISTORY

HONORS

VOLMANAC

RECORDS





## 2017 INDIVIDUAL SUPERLATIVES

### ■ MOST BY A VOL...

Rushes	25	John Kelly vs UMASS (Sep 23, 2017)
		John Kelly vs LSU (Nov 18, 2017)
Yards Rushing	141	John Kelly at Florida (Sep 16, 2017)
TD Rushes	4	John Kelly vs Ga Tech (Sep 04, 2017)
Long Rush	43	Will McBride at Mizzou (Nov 11, 2017)
Pass attempts	39	Quinten Dormady at Florida (Sep 16, 2017)
Pass completions	21	Quinten Dormady at Florida (Sep 16, 2017)
Yards Passing	259	Quinten Dormady at Florida (Sep 16, 2017)
TD Passes	2	Quinten Dormady vs Ga Tech (Sep 04, 2017)
		Quinten Dormady vs Indiana State (Sept 9, 2017)
		Jarrett Guarantano vs Vanderbilt (Nov 25, 2017)
Long Pass	66	Quinten Dormady vs UMASS (Sep 23, 2017)
Receptions	7	Brandon Johnson vs UMASS (Sep 23, 2017)
Yards Receiving	123	Brandon Johnson vs UMASS (Sep 23, 2017)
TD Receptions	2	Marquez Callaway vs Ga Tech (Sep 04, 2017)
Long Reception	66	Brandon Johnson vs UMASS (Sep 23, 2017)
Field Goals	4	Brent Cimaglia at Kentucky (Oct 28, 2017)
Long Field Goal	51	Brent Cimaglia at Florida (Sep 16, 2017)
Punts	9	Trevor Daniel at Alabama (Oct 21, 2017)
Punting Avg	52.3	Trevor Daniel vs South Carolina (Oct 14, 2017)
Long Punt	72	Trevor Daniel vs South Carolina (Oct 14, 2017)
Punts inside 20	5	Trevor Daniel vs Ga Tech (Sep 04, 2017)
Long Punt Ret	36	Marquez Callaway vs Indiana State (Sept 9, 2017)
Long Kickoff Ret	91	Ty Chandler vs Indiana State (Sept 9, 2017)
Tackles	23	Daniel Bituli vs Ga Tech (Sep 04, 2017)
Sacks	2.5	Colton Jumper vs UMASS (Sep 23, 2017)
Tackles For Loss	3.5	Colton Jumper vs UMASS (Sep 23, 2017)
Interceptions	1	Rashaan Gaulden at Florida (Sep 16, 2017)
		Justin Martin vs Georgia (Sep 30, 2017)
		Daniel Bituli at Alabama (Oct 21, 2017)
		Emmanuel Moseley vs So Miss (Nov. 4, 2017)
		Nigel Warrior at Mizzou (Nov 11, 2017)

### ■ TENNESSEE'S LONG PLAYS

Rushing	43	Will McBride at Mizzou (Nov 11, 2017)
Passing	66	Quinten Dormady vs UMASS (Sept 23, 2017)
Field Goal	51	Brent Cimaglia at Florida (Sept 16, 2017)
Punt	72	Trevor Daniel vs South Carolina (Oct 14, 2017)
Punt Return	36	Marquez Callaway vs. Indiana St (Sept 9, 2017)
Kickoff Return	91	Ty Chandler vs. Indiana State (Sept 9, 2017)
INT Return	97	Daniel Bituli at Alabama (Oct 21, 2017)
Fumble Return	--	--

### ■ MOST BY AN OPPONENT...

Rushes	44	Marshall, T., vs Georgia Tech (Sep 04, 2017)
Yards Rushing	249	Marshall, T., vs Georgia Tech (Sep 04, 2017)
TD Rushes	5	Marshall, T., vs Georgia Tech (Sep 04, 2017)
Long Rush	72	Davis, M., at Florida (Sep 16, 2017)
Pass attempts	31	Shurmur, K., vs Vanderbilt (Nov 25, 2017)
Pass completions	20	Shurmur, K., vs Vanderbilt (Nov 25, 2017)
Yards Passing	283	Shurmur, K., vs Vanderbilt (Nov 25, 2017)
TD Passes	4	Lock, Drew, at Mizzou (Nov 11, 2017)
		Shurmur, K., vs Vanderbilt (Nov 25, 2017)
Long Pass	70	Howard, K., vs Southern Miss (Nov. 4, 2017)
Receptions	8	Calvin Ridley, at Alabama (Oct 21, 2017)
		Robertson, K., vs Southern Miss (Nov. 4, 2017)
Yards Receiving	122	Robertson, K., vs Southern Miss (Nov. 4, 2017)
TD Receptions	2	Hall, Emanuel, at Mizzou (Nov 11, 2017)
		Sherfield, T., vs Vanderbilt (Nov 25, 2017)
Long Reception	70	Robertson, K., vs Southern Miss (Nov. 4, 2017)
Field Goals	3	White, P., vs South Carolina (Oct 14, 2017)
		McCann, Tucker, at Mizzou (Nov 11, 2017)
Long Field Goal	47	White, P., vs South Carolina (Oct 14, 2017)
Punts	10	Laurent, L., vs UMASS (Sep 23, 2017)
Punting Avg	49.5	Fatony, Corey, at Mizzou (Nov 11, 2017)
Long Punt	60	Everett, Z., vs Southern Miss (Nov. 4, 2017)
		Rosenberg, Z., vs LSU (Nov 18, 2017)
Punts inside 20	5	Everett, Z., vs Southern Miss (Nov. 4, 2017)
Long Punt Ret	28	Hardman, M., vs Georgia (Sep 30, 2017)
Long Kickoff Ret	46	Cleveland, T., at Florida (Sep 16, 2017)
Tackles	13	Jordan Jones, at Kentucky (Oct 28, 2017)
Sacks	2.0	Wonnum, D., vs South Carolina (Oct 14, 2017)
		Levi Wallace, at Alabama (Oct 21, 2017)
		Frazier, Marcel, at Mizzou (Nov 11, 2017)
		Williams, Tre, at Mizzou (Nov 11, 2017)
Tackles For Loss	3.0	Levi Wallace, at Alabama (Oct 21, 2017)
Interceptions	1	Green, R., vs Indiana State (Sept 9, 2017)
		Henderson, C., at Florida (Sep 16, 2017)
		Dawson, D., at Florida (Sep 16, 2017)
		Reese, D., at Florida (Sep 16, 2017)
		Reed, J., vs Georgia (Sep 30, 2017)
		McGhee, T., vs Georgia (Sep 30, 2017)
		Mack Wilson, at Alabama (Oct 21, 2017)
		Sherris, Antho., at Mizzou (Nov 11, 2017)
		Prewett, Kaleb, at Mizzou (Nov 11, 2017)
		Ferguson, T., vs Vanderbilt (Nov 25, 2017)

### ■ OPPONENT'S LONG PLAYS

Rushing	72	Davis, M., at Florida (Sept 16, 2017)
Passing	70	Howard, K., vs So Miss (Nov. 4, 2017)
Field Goal	47	White, P., vs South Carolina (Oct 14, 2017)
Punt	60	Everett, Z., vs Southern Miss (Nov. 4, 2017)
		Rosenberg, Z., vs LSU (Nov 18, 2017)
Punt Return	28	Hardman, M., vs Georgia (Sept. 30, 2017)
Kickoff Return	46	Cleveland, T., at Florida (Sept 16, 2017)
INT Return	34	Reed, J.R., vs Georgia (Sept. 30, 2017)
Fumble Return	--	--



## 2017 TEAM SUPERLATIVES

### TENNESSEE HIGHS AND LOWS

Points Scored	42	Georgia Tech, Indiana State
Low	0	Georgia
First Downs	27	Kentucky
Low	7	Georgia, Alabama
Rushing Attempts	55	Kentucky
Low	21	Vanderbilt
Rushing Yards	203	Kentucky
Low	38	LSU
Rushing TDs	4	Georgia Tech
Low	0	UGA, SC, Alabama, Missouri, LSU
Passes Attempted	39	Florida
Low	16	Alabama
Passes Completed	21	Florida
Low	9	Alabama
Had Intercepted	3	Florida
Low	0	Ga Tech, UMass, SC, UK, LSU
Passing Yards	259	Florida
Low	44	Alabama
Passing TDs	3	Indiana State
Low	0	UGA, SC, Alabama, UK, So. Miss
Total Off. Plays	78	Kentucky
Low	46	Alabama
Total Off. Yards	445	Kentucky
Low	108	Alabama
Fumbles	5	LSU
Low	0	Ga Tech, Florida, Alabama, UK
Fumbles Lost	2	Georgia, Missouri, LSU
Low	0	7x
Penalties	9	Alabama, Kentucky
Low	2	Georgia Tech
Penalty Yards	81	Alabama
Low	20	Georgia Tech
QB Sacks by	7	UMass
Low	0	Georgia Tech, Georgia, Kentucky

### OPPONENT HIGHS AND LOWS

Points Scored	50	Missouri
Low	7	Indiana State
First Downs	35	Alabama
Low	13	Indiana State
Rushing Attempts	86	Georgia Tech
Low	29	Florida
Rushing Yards	535	Georgia Tech
Low	118	Southern Miss
Rushing TDs	6	Georgia Tech
Low	0	Indiana State, Florida
Passes Attempted	34	Southern Miss
Low	10	Georgia Tech
Passes Completed	22	Alabama
Low	5	Georgia Tech
Had Intercepted	1	UF, UGA, Alabama, So Miss, Missouri
Low	0	Ga Tech, ISU, UMass, SC, UK, LSU
Passing Yards	332	Alabama
Low	81	LSU
Passing TDs	4	Missouri, Vanderbilt
Low	0	Ga Tech, SC, UK, So. Miss, LSU
Total Off. Plays	96	Georgia Tech
Low	52	Kentucky
Total Off. Yards	659	Missouri
Low	215	Indiana State
Fumbles	4	Kentucky
Low	0	South Carolina, Missouri, LSU
Fumbles Lost	4	Kentucky
Low	0	7x
Penalties	14	So. Miss
Low	1	LSU
Penalty Yards	120	So. Miss
Low	9	LSU
QB Sacks by	7	South Carolina, Kentucky
Low	0	Georgia Tech, UMass

## 2017 BIG PLAYS (More than 20 Yards)

### 20-YARDS-PLUS BY PLAYER

Player	No.	TD	R	P	KR	PR	IR	FR
Ty Chandler	12	1	2	1	9	0	0	0
John Kelly	10	2	7	3	0	0	0	0
Marquez Callaway	10	3	0	8	0	2	0	0
Brandon Johnson	6	0	0	6	0	0	0	0
Evan Berry	3	0	0	0	3	0	0	0
Carlin Fils-aime	3	1	3	0	0	0	0	0
Ethan Wolf	5	2	0	4	0	0	0	0
Daniel Bituli	1	1	0	0	0	0	1	0
Jeff George	2	0	0	2	0	0	0	0
Tim Jordan	2	0	0	1	1	0	0	0
Will McBride	1	0	1	0	0	0	0	0
Nigel Warrior	1	1	0	0	0	0	1	0
<b>TOTAL</b>	<b>55</b>	<b>11</b>	<b>13</b>	<b>25</b>	<b>13</b>	<b>2</b>	<b>2</b>	<b>0</b>

### 20-YARDS-PLUS BY GAME

Game	No.	TD	R	P	KR	PR	IR	FR
vs. Georgia Tech	6	1	2	2	2	0	0	0
INDIANA STATE	4	3	1	1	1	1	0	0
at Florida	8	2	2	5	0	1	0	0
UMASS	2	0	1	1	0	0	0	0
GEORGIA	3	0	0	1	2	0	0	0
SOUTH CAROLINA	4	0	2	1	1	0	0	0
at Alabama	4	1	0	0	3	0	1	0
at Kentucky	6	0	2	4	0	0	0	0
SOUTHERN MISS	3	1	1	1	1	0	0	0
at Missouri	7	1	2	1	3	0	1	0
LSU	4	1	0	4	0	0	0	0
VANDERBILT	4	1	0	4	0	0	0	0
<b>TOTAL</b>	<b>55</b>	<b>11</b>	<b>13</b>	<b>25</b>	<b>13</b>	<b>2</b>	<b>2</b>	<b>0</b>

■ 2017 BIG PLAYS (More than 20 Yards)

■ 20-YARD PLUS PLAYS

By Tennessee (55)

Offense (38)

Yards	Type	Player(s)	Opponent
66	Pass	Johnson from Dormady	UMass
60	Pass	George from Guarantano	LSU
52	Pass	Kelly from Dormady	Florida
50*	Pass	Callaway from Dormady	Ga. Tech
48	Pass	George from Guarantano	Kentucky
46*	Pass	Callaway from Guarantano	LSU
44	Pass	Kelly from Dormady	Georgia
43	Run	Will McBride	Missouri
42	Pass	Callaway from Guarantano	So. Miss
40	Pass	Callaway from Dormady	Ga. Tech
39	Pass	Johnson from Guarantano	S. Carolina
38	Run	John Kelly	Florida
37*	Pass	Callaway from Dormady	Indiana St.
34*	Run	John Kelly	Florida
32	Pass	Johnson from Guarantano	Vanderbilt
30	Run	Ty Chandler	S. Carolina
30*	Run	Carlin Fils-aime	Indiana St.
30	Run	John Kelly	Ga. Tech
29	Run	Ty Chandler	Kentucky
29	Pass	Kelly from Dormady	Florida
28	Pass	Jordan from Guarantano	LSU
28*	Pass	Et. Wolf from Dormady	Florida
27	Run	John Kelly	UMass
26	Pass	Callaway from Guarantano	LSU
25	Run	Carlin Fils-aime	Missouri
25	Pass	Johnson from Guarantano	Kentucky
24	Run	John Kelly	S. Carolina
23	Pass	Chandler from Guarantano	Kentucky
22	Pass	Johnson from McBride	Missouri
22	Pass	Callaway from Dormady	Florida
22	Run	John Kelly	Ga. Tech
21	Pass	Johnson from Guarantano	Vanderbilt
21	Run	Carlin Fils-aime	Kentucky
20*	Pass	Et. Wolf from Guarantano	Vanderbilt
20	Pass	Et. Wolf from Guarantano	Vanderbilt
20*	Run	John Kelly	So. Miss
20	Pass	Et. Wolf from Guarantano	Kentucky
20	Pass	Callaway from Dormady	Florida

\* touchdown scored on play

Defense (2)

Yards	Type	Player(s)	Opponent
97*	INT	Daniel Bituli	Alabama
70*	INT	Nigel Warrior	Missouri

\* touchdown scored on play

Special Teams (15)

Yards	Type	Player(s)	Opponent
91*	KR	Ty Chandler	Indiana St.
51	KR	Evan Berry	Ga. Tech
46	KR	Evan Berry	Southern Miss
36	PR	Marquez Callaway	Indiana St.
35	KR	Evan Berry	Ga. Tech
34	KR	Ty Chandler	Missouri
32	KR	Ty Chandler	Alabama
29	PR	Marquez Callaway	Florida
26	KR	Tim Jordan	Georgia
24	KR	Ty Chandler	Missouri
23	KR	Ty Chandler	Alabama
21	KR	Ty Chandler	S. Carolina
21	KR	Ty Chandler	Georgia
20	KR	Ty Chandler	Missouri
20	KR	Ty Chandler	Alabama

\* touchdown scored on play

■ 20-YARD PLUS PLAYS

By Opponent (64)

Offense (49)

Yards	Type	Player(s)	Opponent
72	Run	Malik Davis	Florida
70	Pass	Robertson from Howard	So. Miss
64	Run	Larry Rountree	Missouri
63*	Pass	Cleveland from Franks	Florida
60*	Pass	Rugas from Tagovailoa	Alabama
52	Run	Ish Whitter	Missouri
50	Pass	Hall from Lock	Missouri
48	Run	Benny Snell	Kentucky
44	Pass	Jeune from Marshall	Ga. Tech
42	Run	Andy Isabella	UMass
39	Run	Marquis Young	UMass
38	Run	Nathan Cottrell	Ga. Tech
36	Run	Darrel Williams	LSU
36	Pass	Isabella from Ford	UMass
34	Run	Stephen Johnson	Kentucky
34	Pass	Smith from Hurts	Alabama
32	Run	Elijah Holyfield	Georgia
31	Pass	Hall from Lock	Missouri
30	Run	Ralph Webb	Vanderbilt
30*	Pass	Lipscomb from Shurmur	Vanderbilt
29	Run	Micah Wilson	Missouri
28	Run	TaQuon Marshall	Ga. Tech
27	Run	Benny Snell	Kentucky
27	Run	TaQuon Marshall	Ga. Tech
26	Pass	Ridley from Hurts	Alabama
26	Pass	Tennyson from Shurmur	Vanderbilt
24	Pass	Godwin from Fromm	Georgia
23	Pass	Duncan from Shurmur	Vanderbilt
23	Pass	Duncan from Shurmur	Vanderbilt
23*	Pass	Moore from Lock	Missouri
23	Run	Ish Whitter	Missouri
23	Run	Benny Snell	Kentucky
23*	Run	Tua Tagovailoa	Alabama
23	Run	Nick Chubb	Georgia
23	Pass	McClendon from Harker	Indiana St.
23	Pass	McClendon from Sparks	Indiana St.
22	Run	Josh Jacobs	Alabama
22	Run	D'Andre Swift	Georgia
22	Pass	Powell from Franks	Florida
21	Pass	Johnson from Lock	Missouri
21	Pass	Jacobs from Hurts	Alabama
21*	Run	Sony Michel	Georgia
21	Pass	Palmer from Ford	UMass
21	Run	Lamical Perine	Florida
20*	Run	Ralph Webb	Vanderbilt
20*	Pass	Sherfield from Shurmur	Vanderbilt
20*	Pass	Johnson from Lock	Missouri
20	Run	Ish Witter	Missouri
20*	Run	A.J. Turner	S. Carolina

\* touchdown scored on play

Defense (2)

Yards	Type	Player(s)	Opponent
34	INT	J.R. Reed	Georgia
21	INT	Mack Wilson	Alabama

\* touchdown scored on play

Special Teams (13)

Yards	Type	Player(s)	Opponent
46	KR	Tyrie Cleveland	Florida
33	KR	Lynn Bowden	Kentucky
32	KR	Lynn Bowden	Kentucky
28	PR	Mecole Hardman	Georgia
26	KR	Lynn Bowden	Kentucky
25	KR	Larry Rountree	Missouri
24	KR	Q Watkins	So. Miss
24	KR	Rashad Fenton	S. Carolina
23	KR	Titus McCoy	Indiana St.
21	KR	Larry Rountree	Missouri
21	KR	Henry Ruggs III	Alabama
21	PR	Chris Lammons	S. Carolina
20	KR	J.J. Green	Ga. Tech

\* touchdown scored on play

## ■ THE LAST TIME TENNESSEE...

### INDIVIDUAL

**Rushed for 100 yards** - 120, Ty Chandler at Kentucky, 10/28/17  
**Rushed for 200 yards** - 223, Arian Foster vs. Vanderbilt, 11/19/05  
**Rushed for 250 yards** - 294, Chuck Webb vs. Mississippi, 11/18/89  
**QB Rushed for 100 yards** - 118, Joshua Dobbs vs. Nebraska, 12/30/16  
**Passed for 300 yards** - 340, Joshua Dobbs at Vanderbilt, 11/26/16  
**Passed for 400 yards** - 404, Tyler Bray vs. Missouri, 11/10/12  
**Passed for 500 yards** - 530, Tyler Bray vs. Troy, 11/3/12  
**Had 100 yards receiving** - 107, Brandon Johnson vs. Vanderbilt, 11/25/17  
**Had 150 yards receiving** - 161, Alvin Kamara at Texas A&M, 10/8/16  
**Had 200 yards receiving** - 219, Cordarrelle Patterson, vs. Troy, 11/3/12  
**Returned inside kick for TD** - 44, Bret Smith at S. Carolina, 10/30/04  
**Returned opening kickoff for TD** - 91, Ty Chandler vs. Indiana State, 9/9/17  
**Returned conventional kickoff for TD** - 91, Ty Chandler vs. Indiana State, 9/9/17  
**Returned kickoff 100 yards** - Evan Berry at South Carolina, 10/29/16  
**Returned punt for TD** - 62, Marquez Callaway vs. Tennessee Tech, 11/5/16  
**Returned punt at least 75 yards** - 85, Cameron Sutton vs. Vanderbilt, 11/28/15 (TD)  
**Had a rushing + punt return TD in same game** - Alvin Kamara vs. WCU, 9/19/15 (2, 50)  
**Returned INT for TD** - 70 yards, Nigel Warrior at Missouri, 11/11/17  
**Returned a fumble for TD** - 0, Corey Vereen at Georgia, 10/1/16  
**Returned PAT for a score** - 97, Floyd Miley vs. Mississippi, 11/17/90 (blocked kick return)  
**Rushed for three TDs** - 4, John Kelly vs. Georgia Tech, 9/4/17  
**Rushed for four TDs** - 4, John Kelly vs. Georgia Tech, 9/4/17  
**Threw four TD passes** - 4, Joshua Dobbs vs. Florida, 9/24/16  
**Caught three TD passes** - 3, Justin Hunter vs. Troy, 11/3/12  
**Made four FGs** - 4, Brent Cimaglia at Kentucky, 10/28/17  
**Had an 80-yard run** - 87, LaMarcus Coker at Vanderbilt, 11/18/06  
**Had an 80-yard completion** - 81, Tyler Bray to Justin Hunter vs. Montana, 9/4/11  
**Had 20+ tackles** - 23, Daniel Bituli vs. Georgia Tech, 9/4/17  
**Recorded three sacks** - 3, 0, Derek Barnett at South Carolina, 10/29/16  
**Forced two fumbles** - 2, Kendal Vickers at Kentucky, 10/28/17  
**Intercepted two passes** - 2, Todd Kelly Jr. vs. Oklahoma 9/12/15  
**Intercepted three passes** - 3, Deon Grant vs. Auburn 10/2/99  
**Made a 50-yard FG** - 51, Brent Cimaglia at Florida, 9/16/17

### TEAM

**Shut out an opponent** - 55-0 vs. Tennessee Tech, 11/5/16  
**Shut out consecutive opponents** - at Vanderbilt and vs. Kentucky, 11/23-30/02 (24-0, 24-0)  
**Rushed for more than 300 yards** - 386, vs. Missouri, 11/19/16 (45 att.)  
**Rushed for more than 400 yards** - 406, vs. Vanderbilt, 11/26/94 (60 att.)  
**Passed for more than 300 yards** - 340, at Vanderbilt, 11/26/16 (31 att.)  
**Passed for more than 400 yards** - 402, at Texas A&M, 10/8/16 (48 att.)  
**Had more than 500 yards total off.** - 521, vs. Nebraska, 12/30/16 (230 rush, 291 pass)  
**Had more than 600 yards total off.** - 609, vs. Missouri, 11/19/16 (386 rush, 223 pass)  
**Scored 50 points** - 63, vs. Missouri, 11/19/16 (Score: 63-37)  
**Scored 60 points** - 63, vs. Missouri, 11/19/16 (Score: 63-37)  
**Scored 70 points** - 70, vs. Louisiana-Monroe, 9/23/00 (Score: 70-3)  
**Scored 30+ points in a quarter** - vs. Western Carolina, 9/19/15 (2nd quarter, 31 points)  
**Scored 35+ points in a quarter** - Arkansas, 11/22/00 (1st quarter, 35 points)  
**Failed to rush for 100 yards** - 38, vs. LSU 11/18/17 (34 att.)  
**Failed to pass for 100 yards** - 44, at Alabama 10/21/17 (9-of-16, 1 int.)  
**Held opponent to fewer than 100 yards rushing** - 61, vs. Nebraska, 12/30/16 (28 att.)  
**Held opponent to fewer than 100 yards passing** - 81, vs. LSU 11/18/17 (11-of-15)  
**Held opponent to fewer than 100 yards total off.** - 83, vs. W. Ky, 9/5/09 (34 rush, 49 pass)  
**Held opponent without a TD** - vs. Tennessee Tech, 11/5/16 (Score: Tennessee 55-0)  
**Failed to get a first down** - vs. Auburn, 9/27/58 (Score: Auburn 13-0)  
**Scored a safety** - vs. Vanderbilt 11/28/15 (Derek Barnett sack)  
**Committed no turnovers** - vs. Southern Miss, 11/4/17  
**Forced opponent into five turnovers** - vs. Virginia Tech, 9/10/16  
**Committed no penalties** - vs. Austin Peay, 8/31/13  
**Never had to punt** - vs. Western Ky., 9/5/09 (15 off. possessions in 63-7 win)  
**Blocked a punt** - vs. Georgia, 10/5/13 (Jalen Reeves-Maybin)  
**Returned blocked punt for TD** - 15 vs. Georgia, 10/5/13 (Devaun Swafford)  
**Blocked a field goal** - vs. Georgia Tech, 9/4/17 (Paul Bain, sent game to OT)  
**Returned blocked FG for TD** - 90 vs. S. Carolina, 10/28/95 (Tyrone Hines)  
**Returned punt and kickoff for TD in same game** - at Kentucky, 10/31/15 (Evan Berry 100-yard KR; Cameron Sutton 84-yard PR)  
**Blocked a PAT** - Missouri, 11/11/17 (Tucker McCann blocked by Nigel Warrior on PAT)  
**Faked a punt** - at Vanderbilt, 11/17/12 (Michael Palardy incomplete pass)  
**Successfully faked punt for 1st down** - at Alabama, 10/22/11 (M. Palardy pass to A. Anderson)  
**Faked a FG** - vs. Missouri, 11/22/14 (P. Ashford pass to A. Ellis for touchdown)  
**Attempted 2-pt conversion** - vs. Missouri, 11/22/14 (Dobbs run successful)  
**Scored 2-pt conversion** - vs. Missouri, 11/22/14 (Dobbs run successful)  
**Attempted inside kick** - vs. Missouri, 11/22/14 (Tennessee recovered; penalty turnover)  
**Two players w/ 100 yards rushing** - J. Dobbs (190) & J. Kelly (101) vs. Missouri (11/19/16)  
**Three players with 100 yards rushing** - J. Stewart (145), A. Hayden (115) & M. Phillips (107) vs. Vanderbilt, 11/30/91  
**Two players w/ 100 yards passing** - J. Dobbs (183) & Q. Dormady (109) vs. TTU, 11/5/16



## REVIEW

**Two players w/ 100 yards receiving** - J. Hunter (141) & M. Rivera (129) vs. Missouri, 11/10/12

**Lost OT game** - at Texas A&M, 10/8/16 (Score: TAMU 45-38 2OT)

**Won OT game** - vs. Georgia Tech, 9/4/17 (Score: UT 42-41, 2OT)

**Won game on last play** - at Georgia, 10/1/16 (UT 34-31, 43-yd TD pass Dobbs to Jennings)

**Lost game on last play** - at Florida, 9/16/17 (Score: UF 26-20: 63-yd TD pass)

**Rallied from down 14 to win** - vs. Georgia Tech, 9/4/17 (trailed 28-14 in 4Q & won, 42-41)

**Beat ranked opponent** - vs. No. 24 Nebraska, 12/30/16 (Score: Tennessee 38-24)

**Beat team ranked in top 15** - vs. #13 Northwestern, 1/1/16 (Score: Tennessee 45-6)

**Beat team ranked in top five** - at #4 LSU, 9/26/05 (Score: Tennessee 30-27 OT)

**Forced four fumbles** - at Kentucky, 10/28/17

**Recovered four fumbles** - at Kentucky, 10/28/17

### ■ THE LAST TIME AN OPPONENT...

#### INDIVIDUAL

**Rushed for 100 yards** - 163, Ralph Webb vs. Vanderbilt, 11/25/17 (25 attempts)

**Rushed for 200 yards** - 216, Ish Witter at Missouri, 11/11/17 (24 attempts)

**Rushed for 250 yards** - 282, Dexter McCluster, at Mississippi, 11/14/09 (25 attempts)

**A QB Rushed for 100 yards** - 249, TaQuon Marshall vs. Georgia Tech, 9/4/17

**Passed for 300 yards** - 416, Kyle Shurmur, at Vanderbilt, 11/26/16

**Passed for 400 yards** - 416, Kyle Shurmur, at Vanderbilt, 11/26/16

**Passed for 500 yards** - Never

**Had 100 yards receiving** - 102, Emanuel Hall at Missouri, 11/11/17

**Had 150 yards receiving** - 184, Trent Sherfield at Vanderbilt, 11/26/16

**Had 200 yards receiving** - 233, Pharoah Cooper at South Carolina, 11/1/14

**Returned a kickoff for TD** - 90, Corey Grant, vs. Auburn, 11/9/13

**Returned a kickoff 100 yards** - Brandon Boykin, vs. Georgia, 10/10/09

**Returned a punt for TD** - 79, Eddie Jackson, vs. Alabama, 10/15/16

**Returned a blocked punt for TD** - 17, Sean Westgate, at UCLA, 9/1/08

**Returned an INT for TD** - 16, CJ Henderson at Florida, 9/16/17

**Returned a fumble for TD** - 77, Cory Johnson at Kentucky (10/31/15)

**Returned an extra point for score** - Quinton Reese, Auburn (SEC Championship), 12/6/97 (yardage not recorded)

**Returned a punt at least 75 yards** - 79, Eddie Jackson, vs. Alabama, 10/15/16 (TD)

**Rushed for three TDs** - 3, Benny Snell at Kentucky, 10/28/17

**Rushed for four TDs** - 4, Dexter McCluster, at Mississippi, 11/14/09

**Rushed for five TDs** - 5, TaQuon Marshall, vs. Georgia Tech, 9/4/17

**Threw four TD passes** - 4, Drew Lock, 11/11/17

**Caught three TD passes** - 3, Josh Reed, at LSU, 9/30/00 (overtime)

**Made four FGs** - 4, Louie Zervos, Ohio, 9/17/16

**Had an 80-yard run** - 85, Bo Scarbrough vs. Alabama, 10/15/16

**Had an 80-yard completion** - 85, Dylan Thompson to Pharoah Cooper at South Carolina (TD), 11/1/14

**Recorded three sacks** - 5, Alex Brown, at Florida, 9/18/99

**Intercepted two passes** - 2, Jamarcus King, at South Carolina, 10/29/16

**Made a 50-yard FG** - 54, Austin MacGinnis, Kentucky, 11/15/14

#### TEAM

**Shut out Tennessee** - 41-0, vs. Georgia, 9/30/17

**Shut out Tennessee in consecutive games** - at Kentucky and vs. Vanderbilt, 11/19-26/59 (Scores: 20-0, 14-0)

**Rushed for more than 300 yards** - 433, at Missouri, 11/11/17

**Rushed for more than 400 yards** - 433, at Missouri, 11/11/17

**Rushed for more than 500 yards** - 535, vs. Georgia Tech, 9/4/17

**Passed for more than 300 yards** - 416, at Vanderbilt, 11/26/16

**Had more than 600 yards total offense** - 659, at Missouri, 11/11/17 (433 rush, 226 pass)

**Scored 50 points** - 50, at Missouri, 11/11/17, (Score: Missouri 50-17)

**Scored 60 points** - 62, Florida, 11/16/95 (Score: Florida 62-37)

**Scored 70 points** - 70, Trinity (present-day Duke), 11/4/1893 (Score: Trinity 70-0)

**Failed to rush for 100 yards** - 61, vs. Nebraska, 12/30/16 (28 att.)

**Failed to pass for 100 yards** - 81, vs. LSU 11/18/17 (11-of-15)

**Held Tennessee to fewer than 100 yards rushing** - 55, vs. Vanderbilt, 11/25/17 (21 carries)

**Held Tennessee to fewer than 100 yards passing** - 44, at Alabama 10/21/17 (9-of-16, 1 int.)

**Held Tennessee to fewer than 100 yards total offense** - 59, vs. Alabama, 10/18/80

**Held Tennessee without TD** - vs. South Carolina, 10/14/17 (Score: South Carolina, 15-9)

**Scored a safety** - Montana, 9/4/11 (Tauren Poole tackled in end zone)

**Blocked a punt** - vs. Georgia, 9/30/17 (D'Andre Walker)

**Returned a blocked punt for TD** - 17, at UCLA, 9/1/08 (Sean Westgate)

**Blocked a FG** - vs. Vanderbilt, 11/23/13 (blocked by Adam Butler)

**Blocked two FGs** - at Alabama, 10/24/09 (Terrence Cody blocked both)

**Returned punt and kickoff for TD in same game** - Auburn, 11/9/13 (Chris Davis 85-yard punt return; Corey Grant 90-yard kickoff return)

**Faked a punt** - North Texas, 11/14/15 (Keena pass 4 to Tucker, unsuccessful)

**Successfully faked a punt for first down** - Florida, 9/18/10 (Omarius Hines 36 run)

**Failed 2-pt conversion** - vs. Georgia Tech, 9/4/17 (T. Marshall failed pass attempt)

**Scored 2-pt conversion** - at Kentucky, 10/28/17 (Stephen Johnson pass to Benny Snell)

**Attempted an onside kick** - 3 vs. Iowa, 1/2/15 (all recovered by Todd Kelly Jr.)

**Recovered a successful onside kick** - at Mississippi State, 10/13/12

**Two players with 100 yards rushing** - at Missouri, I. Witter (216), L. Rountree (155), 11/11/17

**Three players with 100 yards rushing** - Mississippi, P. Hofer (119), J. Reed (115), M. Sweet (103), 11/15/75

**Two players with 100 yards passing** - Troy, Corey Robinson (393) and Deon Anthony (103), 11/5/12

**Two players with 100 yards receiving** - Vanderbilt, Trent Sherfield (184) and Caleb Scott (117), 11/26/16

**Won OT game** - at Texas A&M, 10/8/16 (Score: TAMU 45-38 2OT)

**Lost OT game** - vs. Georgia Tech, 9/4/17 (Score: UT 42-41, 2OT)

**Beat a ranked Tennessee team** - at Florida, 9/16/17 (Score: #24 UF 26, #23 UT 20)

**Beat a Tennessee team ranked in the top 15** - vs. Alabama, 10/15/16 (Score: #1 UA 49, #9 UT 10)

**Beat a Tennessee team ranked in the top five** - Florida, 9/17/05 (Score: Florida 16, #4 UT 7)

# GAME RECAPS



## GAME 1

#25/24 Tennessee 42  
Georgia Tech 41 2OT

Sept. 4 | Mercedes-Benz Stadium | Atlanta, Ga. | 8:05 p.m. | Attendance: 75,107

- Tennessee rallied back from 14-point deficit to take a thrilling 42-41 double-overtime win over Georgia Tech in the Chick-fil-A Kickoff Game at Mercedes-Benz Stadium.
- UT went into overtime for the second-consecutive season opener. Kelly punched in a touchdown from one yard out in the first overtime to match a one-yard touchdown run by Georgia Tech quarterback TaQuon Marshall and keep the game timed at 35-35. In the second overtime, Kelly punched in a score from two yards out to put the Vols up 42-35. Georgia Tech found the end zone with a 13-yard run by Marshall on its ensuing possession and decided to go for a two-point conversion. The UT defense came up with a huge stop to seal the 42-41 victory. UT redshirt sophomore defensive end Darrell Taylor forced an incomplete pass by Marshall on the conversion attempt.
- Making his first career start at quarterback, junior Quinten Dormady helped lead a second-half surge and completed 20 of 37 passes for 221 yards and two scores. He also had two rushes for 13 yards. Dormady was outstanding in the second half and overtime, going 12-for-17 for 169 yards and two touchdowns.
- Junior running back John Kelly led UT's ground attack, gaining 128 yards and four scores on 19 carries. His four rushing scores tied for the second-most in a game in UT history and the most by a Vol since James Stewart rushed for four scores at Georgia in 1994. Kelly also caught five passes for 35 yards.
- Sophomore receiver Marquez Callaway enjoyed a breakout game, catching four passes for 115 yards and two touchdowns. His 10-yard touchdown reception with 42 seconds left in the third quarter drew the Vols to within 21-14. With 11:49 on the clock in the fourth quarter, Callaway sprinted down the left sideline for a 50-yard touchdown catch.
- With 4:50 left in the game, redshirt junior defensive back Rashaan Gaulden forced a fumble that was recovered by junior safety Micah Abernathy at Tennessee's seven-yard line. The Vols then marched 93 yards down the field using a 40-yard catch by Callaway and two runs by Kelly for 27 yards and a touchdown to tie the game, 28-28.
- Redshirt senior defensive tackle Paul Bain blocked a 36-yard field goal attempt by Shawn Davis with time expiring to send the game into overtime.

	1	2	3	4	OT1	OT2	Final	Record
Tennessee	0	7	7	14	7	7	42	(1-0)
Georgia Tech	7	7	7	7	7	6	41	(0-1)

### SCORING SUMMARY

#### 1st Quarter

00:06 GT - Marshall, T. 1 yd run (Davis, S. kick), 12-86 6:51 UT 0 - GT 7

#### 2nd Quarter

08:11 UT - John Kelly 1 yd run (Aaron Medley kick), 8-46 2:30 UT 7 - GT 7

01:11 GT - Benson, K. 1 yd run (Davis, S. kick), 16-75 7:00 UT 7 - GT 14

#### 3rd Quarter

09:19 GT - Marshall, T. 1 yd run (Davis, S. kick), 11-80 5:36 UT 7 - GT 21

00:42 UT - Marquez Callaway 10 yd pass from Quinten Dormady (Aaron Medley kick), 7-70 2:32 UT 14 - GT 21

#### 4th Quarter

13:08 GT - Marshall, T. 6 yd run (Davis, S. kick), 7-75 2:34 UT 14 - GT 28

11:49 UT - Marquez Callaway 50 yd pass from Quinten Dormady (Aaron Medley kick), 5-61 1:15 UT 21 - GT 28

01:29 UT - John Kelly 11 yd run (Aaron Medley kick), 7-93 3:21 UT 28 - GT 28

#### 1st Overtime

GT - Marshall, T. 1 yd run (Davis, S. kick), 5-25 0:00 UT 28 - GT 35

UT - John Kelly 1 yd run (Aaron Medley kick), 3-25 0:00 UT 35 - GT 35

#### 2nd Overtime

UT - John Kelly 2 yd run (Aaron Medley kick), 3-25 0:00 UT 42 - GT 35

GT - Marshall, T. 13 yd run (Marshall, T. pass failed), 4-25 0:00 UT 42 - GT 41

	UT	GT
<b>SCORE</b>	<b>42</b>	<b>41</b>
FIRST DOWNS	18	33
RUSHES-YARDS (NET)	22-148	86-535
PASSING YDS (NET)	221	120
Passes Att.-Comp-Int	37-20-0	10-5-0
TOTAL OFFENSE PLAYS-YARDS	59-369	96-655
Fumble Returns-Yards	0-0	0-0
Punt Returns-Yards	0-0	2-7
Kickoff Returns-Yards	4-109	2-30
Interception Returns-Yards	0-0	0-0
Punts (Number-Avg)	6-47.0	3-46.0
Fumbles-Lost	0-0	3-2
Penalties-Yards	2-20	4-37
Possession Time	18:33	41:27
Third-Down Conversions	5 of 12	13 of 18
Fourth-Down Conversions	0 of 1	0 of 0
Red-Zone Scores-Chances	5-5	6-7
Sacks By: Number-Yards	0-0	0-0

**RUSHING: Tennessee**-John Kelly 19-128; Quinten Dormady 2-13; Ty Chandler 1-7. **Georgia Tech**-Marshall, T. 44-249; Benson, K. 26-124; Cottrell, N. 6-79; Green, J. 1-36; Searcy, Q. 6-34; Weimerskirch, Q. 2-10; Jordan, M. 1-3.

**PASSING: Tennessee**-Quinten Dormady 20-37-0-221. **Georgia Tech**-Marshall, T. 5-9-0-120; Jordan, M. 0-1-0-0.

**RECEIVING: Tennessee**-John Kelly 5-35; Marquez Callaway 4-115; Ethan Wolf 4-33; Jauan Jennings 3-17; Brandon Johnson 3-14; Josh Palmer 1-7. **Georgia Tech**-Jeune, R. 2-55; Stewart, B. 2-23; Searcy, Q. 1-42.



**GAME 2**  
**#25/21 Tennessee 42**  
**Indiana State 7**

**Sept. 9 | Neyland Stadium | Knoxville, Tenn. | 4:01 p.m. | Attendance: 99,015**

- Tennessee opened the game with a bang as true freshman running back Ty Chandler returned the opening kickoff 91 yards for a score, giving the Vols a quick, 7-0 lead. Chandler's 91-yard touchdown run marked the first time a Vol had returned the game's opening kickoff for a score since Evan Berry had a 96-yard return against Arkansas on Oct. 3, 2015. Chandler is the first UT true freshman with a kickoff return touchdown since Leonard Scott took one 100 yards against Georgia in 1999. Chandler's score marked the 11th kick or punt return for a touchdown in the Butch Jones era.
- UT junior quarterback Quinten Dormady connected on 13 of 18 passes for 194 yards and two touchdowns. Junior running back John Kelly racked up 140 yards of total offense, rushing for 80 yards on 18 carries and totaling 60 receiving yards on five catches. Sophomore running back Carlin Fils-Aime rushed for 41 yards and two touchdowns on three carries.
- UT sophomore quarterback Jarrett Guarantano made his collegiate debut, going 4-for-12 for 41 yards and one touchdown.
- The Vols' defense limited Indiana State to just 215 yards of total offense and the Sycamores were 0-of-11 on third-down conversion attempts.
- Tennessee led 28-0 at the half. After Chandler's 91-yard score on the opening kickoff, Fils-aime rushed for a four-yard score and a 30-yard score. Dormady capped UT's first-half scoring with a 19-yard touchdown pass to Brandon Johnson, marking the first touchdown of the sophomore wideout's career.
- Indiana State scored its lone touchdown at the 10:07 mark of the third quarter as Cade Sparks conected with tight end Jacquet McClendon for a 19-yard touchdown.
- UT added a pair of second-half scores. Dormady found sophomore Marquez Callaway for 37-yard touchdown with 2:12 left in the third. Guarantano hit redshirt junior Jeff George in the end zone for an 11-yard score with 56 seconds left in the game.
- Freshman defensive end Deandre Johnson logged Tennessee's first sack of the year in the fourth quarter when he brought down ISU's Isaac Harker on a 10-yard strip sack.

	1	2	3	4	Final	Record
<b>Indiana State</b>	0	0	7	0	7	<b>(0-2)</b>
<b>Tennessee</b>	14	14	7	7	42	<b>(2-0)</b>

**SCORING SUMMARY**

**1st Quarter**

14:46 UT - Ty Chandler 91 yd kickoff return (Aaron Medley kick)      INS 0 - UT 7  
 02:49 UT - Carlin Fils-Aime 4 yd run (Aaron Medley kick), 11-81 4:57      INS 0 - UT 14

**2nd Quarter**

09:03 UT - Carlin Fils-Aime 30 yd run (Aaron Medley kick), 5-60 1:37      INS 0 - UT 21  
 00:53 UT - Brandon Johnson 19 yd pass from Quinten Dormady (Aaron Medley kick), 4-36 0:48,      INS 0 - UT 28

**3rd Quarter**

10:07 INS - McClendon, J. 23 yd pass from Sparks, C. (Nunez, J. kick), 4-33 1:55,      INS 7 - UT 28  
 02:12 UT - Marquez Callaway 37 yd pass from Quinten Dormady (Aaron Medley kick), 4-50 1:44,      INS 7 - UT 35

**4th Quarter**

00:56 UT - Jeff George 11 yd pass from Jarrett Guarantano (Aaron Medley kick), 12-66 5:15,      INS 7 - UT 42

	INS	UT
<b>SCORE</b>	<b>7</b>	<b>42</b>
FIRST DOWNS	13	24
RUSHES-YARDS (NET)	38-122	37-160
PASSING YDS (NET)	93	235
Passes Att-Comp-Int	19-9-0	30-17-1
TOTAL OFFENSE PLAYS-YARDS	57-215	67-395
Fumble Returns-Yards	0-0	0-0
Punt Returns-Yards	1-8	4-53
Kickoff Returns-Yards	2-40	2-104
Interception Returns-Yards	1-4	0-0
Punts (Number-Avg)	8-44.8	4-47.8
Fumbles-Lost	1-0	2-1
Penalties-Yards	5-45	6-53
Possession Time	30:53	29:07
Third-Down Conversions	0 of 11	7 of 13
Fourth-Down Conversions	1 of 2	0 of 0
Red-Zone Scores-Chances	0-0	3-4
Sacks By: Number-Yards	1-7	1-10

**RUSHING: Indiana State**-Booker, L. 15-76; Keys, J. 10-30; Pugh, B. 5-24; Sparks, C. 2-3; Morgan, R. 2-3; McClendon, J. 1-2; McCoy, T. 2-minus 6; Harker, I. 1-minus 10. **Tennessee**-John Kelly 18-80; Carlin Fils-Aime 3-41; Tim Jordan 4-22; Ty Chandler 4-14; Trey Coleman 4-9; Jarrett Guarantano 2-6; Quinten Dormady 2-minus 12.

**PASSING: Indiana State**-Sparks, C. 8-17-0-70; Harker, I. 1-2-0-23. **Tennessee**-Quinten Dormady 13-18-1-194; Jarrett Guarantano 4-12-0-41.

**RECEIVING: Indiana State**-McClendon, J. 6-63; Keys, J. 1-13; Booker, L. 1-10; Thomas, M. 1-7. **Tennessee**-John Kelly 5-60; Brandon Johnson 4-50; Jeff George 2-28; Marquez Callaway 1-37; Josh Palmer 1-18; Eli Wolf 1-17; Jakob Johnson 1-13; Tim Jordan 1-9; Trey Coleman 1-3.



# GAME 3

#23 Tennessee 20  
#24/25 Florida 26

Sept. 16 | Ben Hill Griffin Stadium | Gainesville, Fla. | 3:40 p.m. | Attendance: 87,736

- Down 10 points with 5:13 remaining in the fourth quarter, Tennessee rallied with a 28-yard touchdown pass from Quinten Dormady to Ethan Wolf and a 27-yard field goal by Aaron Medley to tie the game at 20-20 with 50 seconds remaining. Florida quarterback Feleipe Franks threw a 63-yard touchdown pass to Tyrie Cleveland with time expiring to give the Gators a 26-20 win.
- Tennessee junior running back John Kelly led Tennessee's comeback charge, finishing with 19 carries for 141 yards and one touchdown and six receptions for 96 yards. Kelly shined in the second half, rushing 11 times for 96 yards and score and making four catches for 84 yards in the game's final 30 minutes.
- The Vols trailed at halftime, 6-3. Tennessee's defense forced three turnovers in the second half to help the Vols rally late.
- On Florida's first possession of the second half, UT sophomore safety Nigel Warrior forced a fumble by UF running back Lamical Perine and redshirt sophomore defensive end Darrell Taylor recovered the ball at Florida's 49-yard line.
- With 10:45 left in the fourth quarter, senior cornerback Justin Martin chased down Florida running back Malik Davis after a 72-yard run and punched the ball out before Davis entered the end zone. The play resulted in a touchback and possession for the Vols as the ball rolled out of the back of the end zone.
- With the Vols down, 20-17, redshirt junior defensive back Rashaan Gaulden intercepted a pass by Feleipe Franks at the UF 40-yard line with 3:57 left in the game. Tennessee's offense marched 31 yards in eight plays and tied the game with a 27-yard field goal by Aaron Medley.
- UT junior quarterback Quinten Dormady finished 21-for-39 for 259 yards, one touchdown and three interceptions.
- Gaulden led the Vols defense with 10 tackles (five solo). Jonathan Kongbo, Quart'e Sapp and Micah Abernathy had seven tackles each in the loss.
- Taylor and senior linebacker Colton Jumper each recorded the first sacks of their careers in the first half. Jumper's sack was the first by a Tennessee linebacker since Darrin Kirkland Jr.'s sack against Virginia Tech on Sept. 10, 2016.

	1	2	3	4	Final	Record
Tennessee	0	3	0	17	20	(2-1, 0-1)
Florida	3	3	0	20	26	(1-1, 1-0)

### SCORING SUMMARY

#### 1st Quarter

07:39 UF - Pineiro,E. 27 yd field goal, 15-65 7:21 UT 0 - UF 3

#### 2nd Quarter

08:11 UF - Pineiro,E. 41 yd field goal, 7-32 3:46 UT 0 - UF 6

02:58 UT - Brent Cimaglia 51 yd field goal, 12-42 5:13 UT 3 - UF 6

#### 3rd Quarter

--

#### 4th Quarter

14:23 UF - Henderson,C. 16 yd interception return (Pineiro,E. kick) UT 3 - UF 13

08:36 UT - John Kelly 34 yd run (Aaron Medley kick), 5-80 2:09 UT 10 - UF 13

05:13 UF - Powell,B. 5 yd pass from Franks,F. (Pineiro,E. kick), 7-44 3:23 UT 10 - UF 20

04:43 UT - Ethan Wolf 28 yd pass from Quinten Dormady (Aaron Medley kick), 2-75 0:30 UT 17 - UF 20

00:50 UT - Aaron Medley 27 yd field goal, 8-31 3:07 UT 20 - UF 20

00:00 UF - Cleveland,T. 63 yd pass from Franks,F., 4-75 0:50 UT 20 - UF 26

	UT	UF
<b>SCORE</b>	<b>7</b>	<b>42</b>
FIRST DOWNS	23	14
RUSHES-YARDS (NET)	33-183	29-168
PASSING YDS (NET)	259	212
Passes Att-Comp-Int	39-21-3	28-18-1
TOTAL OFFENSE PLAYS-YARDS	72-442	57-380
Fumble Returns-Yards	0-0	0-0
Punt Returns-Yards	1-29	2-14
Kickoff Returns-Yards	0-0	2-63
Interception Returns-Yards	1-0	3-20
Punts (Number-Avg)	3-45.0	5-44.8
Fumbles-Lost	0-0	2-2
Penalties-Yards	7-54	8-38
Possession Time	32:45	27:15
Third-Down Conversions	6 of 16	7 of 14
Fourth-Down Conversions	0 of 0	0 of 0
Red-Zone Scores-Chances	1-3	2-2
Sacks By: Number-Yards	2-24	1-6

**RUSHING:** Tennessee- John Kelly 19-141; Ty Chandler 7-30; Carlin Fils-Aime 3-11; Quinten Dormady 4-1. Florida-Davis,M. 4-94; Perine,L. 11-55; Thompson,M. 7-30; Toney,K. 1-5; Franks,F. 6-minus 16.

**PASSING:** Tennessee-Quinten Dormady 21-39-3-259. Florida-Franks,F. 18-28-1-212.

**RECEIVING:** Tennessee- John Kelly 6-96; Brandon Johnson 4-18; Marquez Callaway 3-46; Ethan Wolf 3-37; Ty Chandler 2-31; Josh Palmer 1-11; Austin Pope 1-10; Josh Smith 1-10.

Florida-Cleveland,T. 5-93; Toney,K. 4-40; Powell,B. 3-40; Hammond,J. 3-22; Stephens,M. 1-10; Thompson,M. 1-4; Lewis,C. 1-3.

GENERAL  
STAFF  
PLAYERS  
REVIEW  
HISTORY  
HONORS  
VOLMANAC  
RECORDS







**GAME 4**  
**Massachusetts 13**  
**Tennessee 17**

Sept. 23 | Neyland Stadium | Knoxville, Tenn. | 12:01 p.m. | Attendance: 95,324

- Tennessee junior running back John Kelly rushed for 101 yards and junior quarterback Quinten Dormady threw for 187 yards as Tennessee held on to defeat UMass, 17-13.
- The Vols got on the board first when Kelly scored his sixth touchdown of the season with a 12-yard run, which was set up by a 66-yard pass—Tennessee's longest play from scrimmage this season—from Dormady to sophomore receiver Brandon Johnson. Kelly's score gave the Vols a 7-0 lead in the second quarter.
- UMass responded in the second quarter, pulling to within 7-6 when quarterback Ross Comis ran it in from five yards out to cap a five-play, 75-yard drive. The Minutemen missed the ensuing PAT to keep the Vols on top.
- With 25 seconds remaining in the first half, Dormady hit sophomore receiver Tyler Byrd for an eight-yard touchdown pass in the back corner of the end zone, giving the Vols a 14-6 halftime lead.
- After an Aaron Medley 40-yard field goal midway through the third quarter, UMass took its second drive of the second half 75 yards down the field, finishing with a 13-yard touchdown pass from Andrew Ford to Sadiq Palmer to cut the Vols lead to 17-13.
- Kelly, who rushed for 80 yards in the first half, recorded his third 100-yard rushing game of the season with 101 yards and one touchdown on 25 carries.
- Dormady finished 17-for-27 for 187 yards and one touchdown to earn his third win as UT's starting quarterback.
- Johnson posted career highs with seven receptions for 123 yards.
- Tennessee's defense buckled down and held on to preserve the Vols' perfect home record, holding the Minutemen to just 281 yards of total offense. UMass finished 3-for-14 on third-down conversion attempts and failed to convert on fourth-down.
- Tennessee also had seven sacks, 12 TFLs and broke up six passes. The Vols' seven sacks were their most since recording seven against Vanderbilt on Nov. 22, 2008. UT's top tackler on the day was Quart'e Sapp, who recorded nine stops. Linebacker Colton Jumper logged 3.5 TFLs, including 2.5 sacks.
- Redshirt senior punter Trevor Daniel finished the game with eight punts for 391 yards, marking his best average in four games this season (48.9 average). In the first quarter, he kicked a 56-yard punt that pinned UMass at its own 3. His next punt for 53 yards pinned the Minutemen at their own 2.

	1	2	3	4	Final	Record
Massachusetts	0	6	7	0	13	(0-5)
Tennessee	0	14	3	0	17	(3-1)

**SCORING SUMMARY**

**1st Quarter**

--

**2nd Quarter**

04:33 UT - John Kelly 12 yd run (Aaron Medley kick), 4-80 1:44 UMass 0 - UT 7

02:57 UMass - Ross Comis 5 yd run UMass 6 - UT 7

(Michael Schreiner kick failed), 5-75 1:36

00:25 UT - Tyler Byrd 8 yd pass from Quinten Dormady UMass 6 - UT 14

(Aaron Medley kick), 9-75 2:32

**3rd Quarter**

07:32 UT - Aaron Medley 40 yd field goal, 6-18 1:31 UMass 6 - UT 17

02:51 UMass - Sadiq Palmer 13 yd pass from Andrew Ford UMass 13, UT 17

(Logan Laurent kick), 10-75 4:41

**4th Quarter**

--

	UMASS	UT
<b>SCORE</b>	<b>7</b>	<b>42</b>
FIRST DOWNS	14	18
RUSHES-YARDS (NET)	37-144	39-135
PASSING YDS (NET)	137	184
Passes Att-Comp-Int	22-13-0	32-19-0
TOTAL OFFENSE PLAYS-YARDS	59-281	71-319
Fumble Returns-Yards	0-0	0-0
Punt Returns-Yards	3-17	3-27
Kickoff Returns-Yards	0-0	1-10
Interception Returns-Yards	0-0	0-0
Punts (Number-Avg)	10-40.4	8-48.9
Fumbles-Lost	1-0	2-1
Penalties-Yards	7-43	5-51
Possession Time	30:28	29:32
Third-Down Conversions	3 of 14	7 of 18
Fourth-Down Conversions	0 of 1	0 of 0
Red-Zone Scores-Chances	2-2	2-3
Sacks By: Number-Yards	0-0	7-32

**RUSHING: UMass**-Marquis Young 14-76; Bilal Ally 10-49; Andy Isabella 2-44; TEAM 1-minus 2; Ross Comis 5-minus 5; Andrew Ford 5-minus 18. **Tennessee**-John Kelly 25-101; Tyler Byrd 1-15; Ty Chandler 5-13; Carlin Fils-Aime 2-6; Jarrett Guarantano 3-4; Quinten Dormady 1-2; TEAM 2-minus 6.

**PASSING: UMass**-Andrew Ford 11-17-0-129; Ross Comis 2-5-0-8. **Tennessee**-Quinten Dormady 17-27-0-187; Jarrett Guarantano 2-5-0-minus 3.

**RECEIVING: UMass**-Andy Isabella 3-46; Sadiq Palmer 3-43; Marquis Young 2-20; Jacoby Herring 1-14; Jyvon Brown 1-7; Travis Reynolds 1-5; Jessie Britt 1-3; Kyle Horn 1-minus 1. **Tennessee**-Brandon Johnson 7-123; Tyler Byrd 2-21; Ethan Wolf 2-17; Josh Smith 2-10; John Kelly 2-minus 9; Ty Chandler 1-11; Josh Palmer 1-6; Jeff George 1-6; Austin Pope 1-minus 1.



# GAME 5

## #7/8 Georgia

## Tennessee

41  
0

GENERAL

STAFF

PLAYERS

REVIEW

HISTORY

HONORS

VOLMANAC

RECORDS



Sept. 30 | Neyland Stadium | Knoxville, Tenn. | 3:39 p.m. | Attendance: 102,455

- Tennessee committed four costly turnovers and Georgia rumbled for 294 rushing yards as the Vols fell to the Bulldogs, 41-0, before a sold-out crowd at Neyland Stadium.
- Tennessee junior running back John Kelly led the Vols offensively with 44 rushing yards on 16 carries and 47 receiving yards on four catches. Georgia limited UT to just 142 yards of offense and seven first downs.
- On the first play from scrimmage, Georgia DB Tyrique McGhee intercepted a pass from Quinten Dormady near the right sideline. The UT defense held UGA to a 38-yard field goal by Rodrigo Blankenship.
- Georgia's lead grew to 10-0 with 6:10 left in the first quarter when Jake Fromm hit Javon Wims for a 12-yard touchdown pass.
- Fromm ran for a pair of touchdowns in the second quarter to give UGA a 24-0 advantage at halftime.
- UT's best offensive play of the day came in the third quarter but ended in a turnover. Dormady found Kelly for a short pass that Kelly took 44 yards down the field, fighting through tacklers before he fumbled at the UGA 33.
- Georgia running back Sony Michel ran for a 21-yard touchdown with 1:04 left in the third. In the fourth quarter, Brian Herrian punched in a one-yard touchdown and backup UGA kicker David Martin booted a 19-yard field goal.
- Tennessee's lead in its all-time series against Georgia is now 23-22-2. The loss was UT's first against Georgia since 2014 when the Bulldogs edged the Vols, 35-32 in Athens, Ga.
- With 14:57 on the clock in the second quarter, Justin Martin intercepted a pass from Fromm at the UGA 27. The pick was the first of Martin's career and the second of the season for the Vols.
- Quart'e Sapp led Tennessee with 10 tackles in the loss. Kendal Vickers and Colton Jumper each recorded one sack.

	1	2	3	4	Final	Record
Georgia	10	14	7	10	41	(5-0, 2-0)
Tennessee	0	0	0	0	0	(3-2, 0-2)

### SCORING SUMMARY

#### 1st Quarter

13:37 UGA - Blankenship, R. 38 yd field goal, 4-7 1:19 UGA 3 - UT 0  
 06:10 UGA - Wims, J. 12 yd pass from Fromm, J. UGA 10 - UT 0  
 (Blankenship, R. kick) 7-54 2:41

#### 2nd Quarter

07:13 UGA - Fromm, J. 9 yd run UGA 17 - UT 0  
 (Blankenship, R. kick ), 11-87 3:39  
 04:14 UGA - Fromm, J. 4 yd run UGA 24 - UT 0  
 (Blankenship, R. kick ), 5-26 2:46

#### 3rd Quarter

01:04 UGA - Michel, S. 21 yd run UGA 31 - UT 0  
 (Blankenship, R. kick ), 6-55 3:04

#### 4th Quarter

12:00 UGA - Herrian, B. 1 yd run UGA 38 - UT 0  
 (Blankenship, R. kick ), 6-26 2:41  
 05:34 UGA - Marvin, D. 19 yd field goal, 6-37 3:13 UGA 41 - UT 0

	UGA	UT
<b>SCORE</b>	<b>41</b>	<b>0</b>
FIRST DOWNS	20	7
RUSHES-YARDS (NET)	55-294	29-62
PASSING YDS (NET)	84	80
Passes Att-Comp-Int	17-7-1	23-11-2
TOTAL OFFENSE PLAYS-YARDS	72-378	52-142
Fumble Returns-Yards	0-0	0-0
Punt Returns-Yards	5-49	0-0
Kickoff Returns-Yards	0-0	3-60
Interception Returns-Yards	2-34	1-0
Punts (Number-Avg)	5-35.2	9-41.4
Fumbles-Lost	3-0	2-2
Penalties-Yards	6-65	5-26
Possession Time	34:59	25:01
Third-Down Conversions	9 of 16	1 of 12
Fourth-Down Conversions	0 of 0	0 of 1
Red-Zone Scores-Chances	6-6	0-0
Sacks By: Number-Yards	3-17	2-13

**RUSHING:** Georgia-Chubb, N. 16-109; Michel, S. 11-64; Holyfield, E. 7-51; Swift, D. 5-36; Herrian, B. 6-20; Fromm, J. 7-20; Hardman, M. 1-minus 2; TEAM 2-minus 4. **Tennessee**-John Kelly 16-44; Carlin Fils-Aime 3-16; Ty Chandler 2-7; Tim Jordan 1-7; Jarrett Guarantano 5-minus 4; TEAM 1-minus 4; Quinten Dormady 1-minus 4.

**PASSING:** Georgia-Fromm, J. 7-15-1-84; Eason, J. 0-1-0-0; Swift, D. 0-1-0-0. **Tennessee**-Quinten Dormady 5-16-2-64; Jarrett Guarantano 6-7-0-16.

**RECEIVING:** Georgia-Wims, J. 3-33; Godwin, T. 2-43; Swift, D. 1-5; Nauta, I. 1-3. **Tennessee**-John Kelly 4-47; Ty Chandler 3-15; Josh Palmer 1-9; Jeff George 1-7; Ethan Wolf 1-3; Tim Jordan 1-minus 1.



# GAME 6

South Carolina 15  
Tennessee 9

Oct. 14 | Neyland Stadium | Knoxville, Tenn. | 12:02 p.m. | Attendance: 98,104

- Despite a strong showing from its defense and a late fourth-quarter drive with a chance to win the game with time expiring, Tennessee came up short in a 15-9 loss to South Carolina at Neyland Stadium.
- Making his first career start, redshirt freshman quarterback Jarrett Guarantano finished 11-for-18 for 133 yards and rushed 17 times for -2 yards. Junior running back John Kelly gained 58 yards on 16 carries and also had two catches for 21 yards. Sophomore receiver Brandon Johnson caught three passes for 54 yards.
- The Vols enjoyed a fast start, racking up 133 yards of total offense in the first quarter, which was UT's most in a first quarter since posting 167 yards against Kentucky on Nov. 12, 2016.
- Tennessee had a 6-0 lead after the opening quarter as freshman placekicker Brent Cimaglia made field goals from 29 yards and 33 yards.
- After South Carolina kicker Parker White made a 47-yard field goal with 10:31 left in the second quarter, Cimaglia hit a 24-yarder with 33 seconds left in the half to push UT's lead to 9-3 at the break. Tennessee had 178 yards of total offense in the first half, including 124 rushing yards, which was the most by UT in a first half this season.
- The Gamecocks knotted the game at 9-9 with 1:02 left in the third quarter when A.J. Turner ran for a 20-yard touchdown. South Carolina did not convert the extra point as holder Danny Gordon mishandled the snap and threw the ball away with pressure bearing down on him.
- White made a 21-yard field goal with 5:17 left in the game to give South Carolina the lead and followed with a 36-yarder with 1:13 remaining to push the Gamecocks' lead to 15-9.
- Guarantano and the Tennessee offense took over with 1:13 remaining and drove the ball 73 yards down the field on a drive highlighted by a 39-yard pass to Brandon Johnson that put UT on the SC 22 and a defensive pass interference call in the left corner of the end zone that set up 1st-and-goal from the SC 2 with seconds remaining. With one second left, Guarantano zipped a pass that went through Johnson's hands in the right side of the end zone.

	1	2	3	4	Final	Record
South Carolina	0	3	6	6	15	(5-2,3-2)
Tennessee	6	3	0	0	9	(3-3,0-3)

**SCORING SUMMARY**

**1st Quarter**

- 10:26 UT - Brent Cimaglia 29 yd field goal, 7-46 3:33 SC 0 - UT 3
- 01:36 UT - Brent Cimaglia 33 yd field goal, 14-80 6:32 SC 0 - UT 6

**2nd Quarter**

- 10:31 SC - White, P. 47 yd field goal, 6-30 3:06 SC 3 - UT 6
- 00:33 UT - Brent Cimaglia 24 yd field goal, 11-51 4:41 SC 3 - UT 9

**3rd Quarter**

- 01:02 SC - Turner, A. 20 yd run (TEAM kick failed), 12-95 6:28 SC 9 - UT 9

**4th Quarter**

- 05:17 SC - White, P. 21 yd field goal, 16-72 9:10 SC 12 - UT 9
- 01:13 SC - White, P. 36 yd field goal, 8-28 3:12 SC 15 - UT 9

	SC	UT
<b>SCORE</b>	<b>15</b>	<b>9</b>
FIRST DOWNS	19	16
RUSHES-YARDS (NET)	40-194	39-120
PASSING YDS (NET)	129	133
Passes Att-Comp-Int	24-15-0	19-11-0
TOTAL OFFENSE PLAYS-YARDS	64-323	58-253
Fumble Returns-Yards	0-0	0-0
Punt Returns-Yards	4-49	1-10
Kickoff Returns-Yards	1-24	1-21
Interception Returns-Yards	0-0	0-0
Punts (Number-Avg)	4-40.0	6-52.3
Fumbles-Lost	0-0	2-0
Penalties-Yards	8-59	7-40
Possession Time	32:42	27:18
Third-Down Conversions	5 of 13	3 of 13
Fourth-Down Conversions	0 of 1	0 of 0
Red-Zone Scores-Chances	3-3	3-4
Sacks By: Number-Yards	7-46	1-6

**RUSHING:** South Carolina-Turner, A. 14-86; Williams, T. 11-47; Bentley, J. 6-24; Dowdle, R. 4-19; Denson, M. 4-14; Hurst, H. 1-4. **Tennessee**-John Kelly 16-58; Ty Chandler 4-45; Quinten Dormady 1-13; Josh Palmer 1-6; Jarrett Guarantano 17-minus 2.

**PASSING:** South Carolina-Bentley, J. 15-24-0-129. **Tennessee**-Jarrett Guarantano 11-18-0-133; Josh Smith 0-1-0-0.

**RECEIVING:** South Carolina-Edwards, B. 6-63; Smith, O. 3-40; August, J. 2-9; Terrell, C. 1-9; Smith, S. 1-4; Pollard, K. 1-4; Turner, A. 1-0.

**Tennessee**-Marquez Callaway 4-37; Brandon Johnson 3-54; John Kelly 2-21; Ty Chandler 1-11; Josh Smith 1-10.



# GAME 7

Tennessee 7  
#1/1 Alabama 45

Oct. 21 | Bryant-Denny Stadium | Tuscaloosa, Ala. | 2:39 p.m. CT | Attendance: 101,821

- No. 1 Alabama controlled the 100th meeting between the two historic programs from start to finish. The Crimson Tide racked up 604 yards of offense while limiting the Vols to just 108 yards.
- Alabama took a 21-0 lead into halftime thanks to two one-yard rushing scores by Bo Scarborough and an 11-yard rushing touchdown by Damien Harris.
- The Crimson Tide's lead grew to 28-0 when Jalen Hurts completed a 14-yard touchdown pass to Irv Smith Jr. early in the third quarter.
- Tennessee got on the scoreboard with 6:03 left in the third when Daniel Bituli intercepted a pass from Alabama backup quarterback Tua Tagovailoa and returned it 97 yards for a touchdown. It was UT's first pick-six since Jonathan Kongbo returned an interception 59 yards against Missouri on Nov. 19, 2016. Bituli's 97-yard interception return ranks as the fourth-longest in school history and the longest since Evan Berry's 100-yard return against Northwestern in the Outback Bowl on Jan. 1, 2016.
- Alabama responded with 17 unanswered points to close the game. Andy Pappanastos hit a 25-yard field goal with 3:13 left in the third quarter. In the fourth, Tagovailoa ran for a 23-yard score and threw a 60-yard touchdown pass to Henry Ruggs III.
- The Vols' best chance for an offensive score came midway through the fourth quarter. After D.J. Henderson forced a fumble by Alabama punt returner Xavian Marks and Rashaan Gaulden recovered the ball at the UA 15, Tennessee drove to inside the UT 10. A penalty and three John Kelly runs set up 4th-and-goal from the UA 5 and the series ended when Mack Wilson intercepted a desperation heave from Jarrett Guarantano.
- The game marked the second start of Guarantano's career. The redshirt freshman finished 11-for-18 for 133 yards and was sacked seven times.
- Junior running back John Kelly had 16 carries for 58 yards and also had two receptions for 21 yards. Sophomore wide receiver Brandon Johnson had three catches for 54 yards.
- Freshman defensive back Shawn Shamburger led Tennessee defensively with 12 tackles and one sack. Redshirt sophomore linebacker Quart' Sapp had 11 tackles. Sophomore defensive back Nigel Warrior posted seven tackles and one sack.

	1	2	3	4	Final	Record
Tennessee	0	0	7	0	7	(3-4, 0-4)
Alabama	7	14	10	14	45	(8-0, 5-0)

### SCORING SUMMARY

- 1st Quarter**  
08:21 UA - Bo Scarborough 1 yd run (A. Pappanastos kick), 12-63 5:35 UT 0 - UA 7
- 2nd Quarter**  
04:48 UA - Bo Scarborough 1 yd run (A. Pappanastos kick), 15-85 4:35 UT 0 - UA 14  
01:18 UA - Damien Harris 11 yd run (A. Pappanastos kick), 6-77 2:01 UT 0 - UA 21
- 3rd Quarter**  
12:39 UA - Irv Smith Jr. 14 yd pass from Jalen Hurts (A. Pappanastos kick), 8-76 2:21 UT 0 - UA 28  
06:03 UT - Daniel Bituli 97 yd interception return (Brent Cimaglia kick) UT 7 - UA 28  
03:13 UA - A. Pappanastos 25 yd field goal, 8-52 2:50 UT 7 - UA 31
- 4th Quarter**  
12:59 UA - Tua Tagovailoa 23 yd run (A. Pappanastos kick), 7-77 2:23 UT 7 - UA 38  
04:49 UA - Henry Ruggs III 60 yd pass from Tua Tagovailoa (A. Pappanastos kick), 5-77 2:34 UT 7 - UA 45

	UT	UA
FIRST DOWNS	7	35
RUSHES-YARDS (NET)	30-64	53-272
PASSING YDS (NET)	44	332
Passes Att-Comp-Int	16-9-1	33-22-1
TOTAL OFFENSE PLAYS-YARDS	46-108	86-604
Fumble Returns-Yards	0-0	0-0
Punt Returns-Yards	0-0	5-25
Kickoff Returns-Yards	4-94	2-36
Interception Returns-Yards	1-97	1-21
Punts (Number-Avg)	9-45.8	2-42.0
Fumbles-Lost	0-0	3-1
Penalties-Yards	9-81	7-56
Possession Time	25:09	34:51
Third-Down Conversions	1 of 12	7 of 13
Fourth-Down Conversions	0 of 1	2 of 2
Red-Zone Scores-Chances	0-1	5-6
Sacks By: Number-Yards	2-3	4-34

**RUSHING:** Tennessee-John Kelly 12-63; Tim Jordan 2-7; Marquez Callaway 1-4; Ty Chandler 4-2; Jarrett Guarantano 11-minus 12. **Alabama**-Damien Harris 13-72; Najee Harris 7-50; Josh Jacobs 8-47; Tua Tagovailoa 4-36; B. Robinson Jr. 3-23; Bo Scarborough 9-18; Ronnie Clark 2-16; Jalen Hurts 5-14; TEAM 2-minus 4.

**PASSING:** Tennessee-Jarrett Guarantano 9-16-1-44. **Alabama**-Jalen Hurts 13-21-0-198; Tua Tagovailoa 9-12-1-134.

**RECEIVING:** Tennessee-Marquez Callaway 3-14; Ethan Wolf 2-11; John Kelly 2-5; Tim Jordan 1-8; Brandon Johnson 1-6. **Alabama**-Calvin Ridley 8-82; Irv Smith Jr. 3-60; Jerry Jeudy 3-48; Hale Hentges 2-34; Josh Jacobs 2-24; Najee Harris 2-10; Henry Ruggs III 1-60; Cam Sims 1-14.

GENERAL

STAFF

PLAYERS

REVIEW

HISTORY

HONORS

VOLMANAC

RECORDS







# GAME 8

Tennessee  
Kentucky

26  
29

Oct. 28 | Kroger Field | Lexington, Ky. | 7:39 p.m. | Attendance: 57,543

- Tennessee's five-game winning streak against Kentucky came to an end on Oct. 28 when the Wildcats edged the Vols, 29-26, in an exciting game that featured a turnover on the first offensive play and a Hail Mary on the final play at Kroger Field.
- The Vols posted a season-high four forced fumbles in the loss, marking UT's most since forcing four fumbles against Southern Miss on Sept. 8, 2007. The Vols also recovered all four fumbles, marking Tennessee's most recovered fumbles in one game since recovering four fumbles against Texas A&M on Jan. 1, 2005 in the Cotton Bowl.
- Freshman placekicker Brent Cimaglia made a career-high four field goals in the game, marking the most by a UT kicker since Aaron Medley made four field goals against Missouri in 2015.
- Just six seconds into the contest and on the first play from scrimmage, Tennessee senior defensive tackle Kendal Vickers hit UK running back Benny Snell behind the line of scrimmage for a tackle for loss, forcing a fumble in the process that was recovered by sophomore safety Niger Warrior at the Kentucky 15-yard line. Cimaglia made a 30-yard field goal on UT's ensuing possession, giving the Vols a 3-0 lead just 1:34 into the contest.
- At the 10:16 mark of the first quarter, all players on both teams were assigned an unsportsmanlike penalty. Following unsportsmanlike penalties to any player following that resulted in ejections. With 1:14 remaining in the first half, UT's Daniel Bituli was disqualified from the game after receiving a second unsportsmanlike penalty. With 3:18 remaining, UT's Rashaan Gauden was disqualified for the game after receiving an unsportsmanlike penalty. UK's Tavin Richardson was also ejected for an unsportsmanlike penalty the play.
- The game featured four lead changes. With 33 seconds left, UK quarterback Stephen Johnson completed a 10-play, 72-yard drive with an 11-yard TD run and topped it off by converting a two-point conversion pass to Benny Snell to give UK a 29-26 lead.
- With two seconds remaining in the game, UT redshirt freshman quarterback Jarrett Guarantano heaved a 48-yard pass down the field to Jeff George, who was tackled at the three-yard line as time expired.
- UT freshman running back Ty Chandler finished the game with career highs of 120 yards and 22 carries, becoming the first UT freshman to rush for 100 yards since Jalen Hurd had 122 yards and two TDs on 16 carries against Iowa on Jan. 2, 2015.
- Tennessee gained 155 rushing yards in the first half, marking UT's most in any half this season.

	1	2	3	4	Final	Record
Tennessee	6	14	3	3	26	(3-5, 0-5)
Kentucky	7	14	0	8	29	(6-2, 3-2)

### SCORING SUMMARY

#### 1st Quarter

13:26 UT - Brent Cimaglia 30 yd field goal, 4-3 1:28 UT 3 - UK 0  
 10:16 UK - Benny Snell 6 yd run (A. MacGinnis kick), 6-60 3:01 UT 3 - UK 7  
 04:34 UT - Brent Cimaglia 24 yd field goal, 11-69 5:42 UT 6 - UK 7

#### 2nd Quarter

14:57 UK - Benny Snell 2 yd run (A. MacGinnis kick), 5-74 2:15 UT 6 - UK 14  
 08:37 UT - Ty Chandler 1 yd run (Brent Cimaglia kick), 7-75 2:38 UT 13 - UK 14  
 05:58 UK - Benny Snell 1 yd run (A. MacGinnis kick), 7-75 2:39 UT 13 - UK 21  
 01:25 UT - Ty Chandler 1 yd run (Brent Cimaglia kick), 10-71 4:28 UT 20 - UK 21

#### 3rd Quarter

03:40 UT - Brent Cimaglia 30 yd field goal, 9-44 4:32 UT 23 - UK 21

#### 4th Quarter

13:24 UT - Brent Cimaglia 45 yd field goal, 7-22 4:42 UT 26 - UK 21  
 00:33 UK - Stephen Johnson 11 yd run UT 26 - UK 29  
 (Benny Snell pass from Stephen Johnson), 10-72 4:10

	UT	UK
<b>SCORE</b>	<b>26</b>	<b>29</b>
FIRST DOWNS	27	17
RUSHES-YARDS (NET)	55-203	36-289
PASSING YDS (NET)	242	82
Passes Att-Comp-Int	23-18-0	16-7-0
TOTAL OFFENSE PLAYS-YARDS	78-445	52-371
Fumble Returns-Yards	0-0	0-0
Punt Returns-Yards	2--2	0-0
Kickoff Returns-Yards	3-26	5-123
Interception Returns-Yards	0-0	0-0
Punts (Number-Avg)	3-37.0	4-41.5
Fumbles-Lost	0-0	4-4
Penalties-Yards	9-54	4-44
Possession Time	38:25	21:35
Third-Down Conversions	6 of 16	3 of 7
Fourth-Down Conversions	1 of 1	0 of 0
Red-Zone Scores-Chances	6-6	4-4
Sacks By: Number-Yards	0-0	7-60

**RUSHING:** Tennessee-Ty Chandler 22-120; Carlin Fils-Aime 13-73; Tim Jordan 3-11; Tyler Byrd 1-4; TEAM 1-0; Jarrett Guarantano 15-minus 5. **Kentucky**-Benny Snell 27-180; Stephen Johnson 6-84; Sihiem King 2-17; Drew Barker 1-8.

**PASSING:** Tennessee-Jarrett Guarantano 18-23-0-242. **Kentucky**-Stephen Johnson 6-15-0-46; Lynn Bowden 1-1-0-36.

**RECEIVING:** Tennessee-Brandon Johnson 3-40; Ethan Wolf 3-33; Jeff George 2-59; Ty Chandler 2-33; Josh Palmer 2-31; Marquez Callaway 2-16; Tim Jordan 2-5; Josh Smith 1-13; Carlin Fils-Aime 1-12. **Kentucky**-T. Richardson 3-52; Blake Bone 2-26; Sihiem King 1-2; Garrett Johnson 1-2.



# GAME 9

## Southern Miss 10

## Tennessee 24

Nov. 5 | Neyland Stadium | Knoxville, Tenn. | 7:39 p.m. | Attendance: 95,551

- Celebrating its 94th Homecoming, Tennessee's stingy defense carried the Vols to a 24-10 win over Southern Miss. UT is now 72-19-3 all-time in Homecoming games. The Vols are 4-1 in homecoming games under head coach Butch Jones with wins in each of the last four years.
- The UT win marked the second time this season that the Vols have held an opponent to 10 points or fewer and their fourth time holding an opponent to under 20 points.
- With the win, Tennessee has now won 12-straight games against non-conference opponents. UT has won 28-straight games against non-conference, non-Power 5 teams since a 13-7 loss to Wyoming on Nov. 8, 2008, at Neyland Stadium.
- Junior running back John Kelly finished with 79 yards rushing and two touchdowns on 20 carries. He had a 20-yard rushing score with 5:15 left in the third and added a three-yard score at the 3:17 mark of the third.
- Tennessee took a 7-0 lead 4:01 into the game when redshirt freshman quarterback Jarrett Guarantano punched in a three-yard touchdown run.
- In the second quarter, Southern Miss answered with a 27-yard field goal by Parker Shaunfield. Aaron Medley connected on a 38-yard field goal with 2:42 left in the second to give the Vols a 10-3 lead heading into halftime.
- Kelly's two rushing scores in the third quarter resulted from a pair of turnovers. With 5:22 left in the third, Emmanuel Moseley intercepted a pass by USM's Keon Howard and returned it 19 yards to the USM 20, setting up Kelly's 20-yard touchdown run. On The Gold Eagles' next possession, Darrell Taylor strip sacked Howard and Rashaan Gaulden recovered the fumble at the USM 19. Kelly punctuated a four-play, 19-yard drive with a three-yard touchdown run.
- Four UT freshmen offensive linemen experienced firsts on Saturday. Redshirt freshman Ryan Johnson made his first start at right guard and redshirt freshman Devante Brooks made his first start and first-ever appearance at right tackle. True freshman Riley Locklear also entered the game off the bench at right guard, making his first career appearance. Trey Smith made his ninth consecutive start of his freshman season on the offensive line and first at left tackle after starting the first eight games at right guard. Tennessee records show that Smith is likely the first Vols' true freshman to start at left tackle since at least 1988.
- Guarantano finished 9-for-13 for 102 yards. After Guarantano went down with an injury in the second quarter, true freshman quarterback Will McBride made his first career appearance and completed one of eight passes for 13 yards. McBride also gained seven yards on four carries.
- Gaulden led the team with nine tackles. Senior linebackers Elliott Berry and Colton Jumper had seven stops each.
- Senior Evan Berry returned the opening kickoff 46 yards.
- Redshirt senior punter Trevor Daniel punted eight times, averaging 49.2 yards per punt with three landing inside the 20, six for 50 or more yards and a long of 60.

	1	2	3	4	Final	Record
Southern Miss	0	3	0	7	10	(5-4,3-2)
Tennessee	7	3	14	0	24	(4-5,0-5)

### SCORING SUMMARY

#### 1st Quarter

10:59 UT - Jarrett Guarantano 3 yd run (Aaron Medley kick), 9-49 4:01 USM 0 - UT 7

#### 2nd Quarter

08:16 USM - Shaunfield, P. 27 yd field goal, 10-77 5:18 USM 3 - UT 7

02:42 UT - Aaron Medley 38 yd field goal, 12-68 5:28 USM 3 - UT 10

#### 3rd Quarter

05:15 UT - John Kelly 20 yd run (Aaron Medley kick), 1-20 0:07 USM 3 - UT 17

03:17 UT - John Kelly 3 yd run (Aaron Medley kick), 4-19 1:07 USM 3 - UT 24

#### 4th Quarter

06:45 USM - Griggs, K. 1 yd run (Shaunfield, P. kick), 10-95 3:23 USM 10 - UT 24

	USM	UT
<b>SCORE</b>	<b>10</b>	<b>24</b>
FIRST DOWNS	18	14
RUSHES-YARDS (NET)	42-118	38-95
PASSING YDS (NET)	161	115
Passes Att-Comp-Int	34-13-1	21-10-0
TOTAL OFFENSE PLAYS-YARDS	76-279	59-210
Fumble Returns-Yards	0-0	0-0
Punt Returns-Yards	4-20	0-0
Kickoff Returns-Yards	0-0	2-57
Interception Returns-Yards	0-0	1-19
Punts (Number-Avg)	8-45.6	8-49.2
Fumbles-Lost	2-1	1-0
Penalties-Yards	14-120	3-29
Possession Time	31:07	28:53
Third-Down Conversions	7 of 20	2 of 13
Fourth-Down Conversions	0 of 1	0 of 1
Red-Zone Scores-Chances	2-2	4-4
Sacks By: Number-Yards	2-12	4-27

**RUSHING: Southern Miss**-Smith, I. 20-51; Howard, K. 10-29; Parks, T. 5-28; Griggs, K. 7-10.

**Tennessee**-John Kelly 20-79; Ty Chandler 11-15; Will McBride 4-7; TEAM 1-minus 2; Jarrett Guarantano 2-minus 4.

**PASSING: Southern Miss**-Howard, K. 7-22-1-100; Griggs, K. 6-11-0-61; Staggers, A. 0-1-0-0. **Tennessee**-Jarrett Guarantano 9-13-0-102; Will McBride 1-8-0-13.

**RECEIVING: Southern Miss**-Robertson, K. 8-122; Jones, I. 2-18; Smith, I. 2-11; Parks, T. 1-10.

**Tennessee**-Marquez Callaway 2-53; Ethan Wolf 2-20; Jordan Murphy 1-12; Eli Wolf 1-12; Josh Palmer 1-11; Carlin Fils-Aime 1-6; Tyler Byrd 1-6; John Kelly 1-minus 5

GENERAL

STAFF

PLAYERS

REVIEW

HISTORY

HONORS

VOLMANAC

RECORDS





# GAME 10

Tennessee  
Missouri

17  
50

Nov. 11 | Memorial Stadium | Columbia, Mo. | 6:30 p.m. CT | Attendance: 50,637

- True freshman quarterback Will McBride made his first career start against Missouri and, despite a promising first half which featured the Vols trailing just 24-17 at halftime, the Tigers ran away with the game in the second half.
- Missouri, which celebrated Senior Night before the game, racked up 659 yards of offense while limiting Tennessee to just 285 yards.
- After the Tigers took their second drive 82 yards to the end zone in eight plays, Tennessee answered two possessions later when sophomore safety intercepted MU quarterback Drew Lock and returned it 70 yards for a touchdown. After an extra point by senior Aaron Medley, the game was tied at 7-7. The interception marked Missouri's first pick six since Jonathan Kongbo returned a Lock interception 59 yards for a touchdown on Nov. 19, 2016, in Neyland Stadium.
- With 1:15 left in the first half McBride connected with senior tight end Ethan Wolf for a 19-yard touchdown pass while the freshman quarterback was getting hit. Medley's ensuing extra point tied the game at 17-17. McBride was 6-for-9 for 59 yards on the 15-play, 66-yard drive.
- Larry Rountree capped a five-play, 75-yard MU drive with a one-yard score as Missouri responded with 33 unanswered points.
- McBride finished 16-for-32 for 139 yards with one touchdown and two interceptions. He also led the team in rushing, carrying the ball 14 times for 63 yards with one fumble lost. McBride is the first Tennessee true freshman to start since Joshua Dobbs started against Kentucky on Nov. 30, 2013. He is the ninth true freshman to start a game at quarterback in Tennessee's 121-year history.
- Freshman running back Ty Chandler had eight carries for 33 yards. Wolf finished with three catches for 45 yards and one touchdown. Sophomore receiver Brandon Johnson caught three passes for 45 yards.
- Junior safety Micah Abernathy led the team with 13 tackles and redshirt sophomore linebacker Quart'e Sapp added 10 stops.
- Warrior finished the game with five tackles, the 70-yard pick six and one blocked extra point. He blocked the extra point following Lock's 20-yard touchdown pass to Jonathan Johnson with 13:21 left in the game.

	1	2	3	4	Final	Record
Tennessee	10	7	0	0	17	(4-6, 0-6)
Mizzou	14	10	17	9	50	(5-5, 2-4)

### SCORING SUMMARY

#### 1st Quarter

09:15 MU - Witter, Ish 7 yd run (McCann, Tucker kick), 8-82 2:33 UT 0 - MU 7  
 07:19 UT - Nigel Warrior 70 yd interception return (Aaron Medley kick) UT 7 - MU 7  
 04:52 MU - Hall, Emanuel 31 yd pass from Lock, Drew (McCann, Tucker kick), 8-75 2:27 UT 7 - MU 14

01:17 UT - Aaron Medley 48 yd field goal, 9-45 3:35 UT 10 - MU 14

#### 2nd Quarter

07:25 MU - McCann, Tucker 41 yd field goal, 12-60 3:14 UT 10 - MU 17

01:15 UT - Ethan Wolf 19 yd pass from Will McBride (Aaron Medley kick), 15-66 6:04 UT 17 - MU 17

00:18 MU - Rountree, Larry 1 yd run (McCann, Tucker kick), 5-75 0:57 UT 17 - MU 24

#### 3rd Quarter

10:56 MU - Hall, Emanuel 50 yd pass from Lock, Drew (McCann, Tucker kick), 5-85 1:29 UT 17 - MU 31

04:34 MU - Moore, J'Mon 23 yd pass from Lock, Drew (McCann, Tucker kick), 6-90 2:28 UT 17 - MU 38

02:48 MU - McCann, Tucker 23 yd field goal, 6-22 0:57 UT 17 - MU 41

#### 4th Quarter

14:32 MU - McCann, Tucker 38 yd field goal, 10-29 3:10 UT 17 - MU 44

13:21 MU - Johnson, Johnat 20 yd pass from Lock, Drew (McCann, Tucker kick blocked), 3-45 0:56 UT 17 - MU 50

	UT	MU
<b>SCORE</b>	<b>17</b>	<b>50</b>
FIRST DOWNS	16	29
RUSHES-YARDS (NET)	36-146	53-433
PASSING YDS (NET)	139	226
Passes Att-Comp-Int	32-16-2	30-14-1
TOTAL OFFENSE PLAYS-YARDS	68-285	83-659
Fumble Returns-Yards	0-0	0-0
Punt Returns-Yards	1-3	1-16
Kickoff Returns-Yards	6-120	2-46
Interception Returns-Yards	1-70	2-9
Punts (Number-Avg)	7-45.1	4-49.5
Fumbles-Lost	2-2	0-0
Penalties-Yards	4-36	7-60
Possession Time	30:49	29:11
Third-Down Conversions	4 of 14	6 of 13
Fourth-Down Conversions	1 of 1	0 of 0
Red-Zone Scores-Chances	1-1	5-6
Sacks By: Number-Yards	1-1	5-30

**RUSHING: Tennessee**-Will McBride 14-63; Ty Chandler 8-33; Carlin Fils-Aime 3-31; John Kelly 9-17; Tim Jordan 1-5; TEAM 1-minus 3. **Mizzou**-Witter, Ish 24-216; Rountree, Larry 18-155; Wilson, Micah 5-39; Downing, Dawson 4-22; Lock, Drew 1-3; TEAM 1-minus 2.

**PASSING: Tennessee**-Will McBride 16-32-2-139. **Mizzou**-Lock, Drew 13-28-1-217; Wilson, Micah 1-2-0-9.

**RECEIVING: Tennessee**-John Kelly 6-13; Ethan Wolf 3-45; Brandon Johnson 3-45; Eli Wolf 1-19; Ty Chandler 1-7; Josh Palmer 1-5; Jeff George 1-5. **Mizzou**-Hall, Emanuel 5-102; Moore, J'Mon 3-39; Johnson, Johnat 2-41; Rountree, Larry 1-19; Witter, Ish 1-9; Collins, Domini 1-9; Floyd, Richaud 1-7.



# GAME 11

#20 LSU  
Tennessee

30  
10

Nov. 18 | Neyland Stadium | Knoxville, Tenn. | 7:10 p.m. | Attendance: 96,888

- Despite a 287-281 advantage in total offense, Tennessee committed two costly turnovers and the LSU's potent running game proved to be too much for the Vols, who took a 30-10 loss to the Tigers on Nov. 18 at Neyland Stadium.
- UT redshirt freshman quarterback Jarrett Guarantano went 13-for-23 for 239 yards and one touchdown. Junior running back John Kelly gained 57 yards on 25 carries and also had three catches for 31 yards. Sophomore receiver Marquez Callaway caught two passes for 72 yards and one touchdown.
- The Tigers gained 200 rushing yards with Derrius Guice (24 carries, 94 yards, one touchdown) and Darrell Williams (seven carries, 69 yards, two scores) leading the way.
- LSU took an early 3-0 lead after a Callaway muffed a punt and the Tigers' Russell Gage pounced on the ball at the UT 15. Connor Culp made a 30-yard field goal.
- After Aaron Medley made a 45-yard field goal on UT's following series, Callaway fumbled LSU's next punt, setting the Tigers up at the UT 19. Three plays later, Williams scored on a 10-yard touchdown run and Culp's extra point gave LSU a 10-3 lead.
- On UT's third possession, senior tight end Ethan Wolf caught a seven-yard pass from Guarantano, giving him 958 career receiving yards and moving him past Luke Stocker (956 yards from 2007-10) for the third-most all-time among Tennessee tight ends. Only Reggie Harper (1,141 yards from 1977-80) and Mychal Rivera (1,018 from 2010-12) have more receiving yards among Tennessee tight ends.
- With 2:08 left in the first half, quarterback Danny Etling extended the Tigers' lead to 17-3 on a 13-yard touchdown run.
- Guarantano hit Callaway for a 46-yard touchdown pass with 1:23 left in the half and Medley's extra point put UT down just 17-10 going into halftime.
- LSU pulled away with a pair of third-quarter rushing scores. Guice scored from three yards out and Williams scored on a six-yard run.
- With 16 seconds left in the third quarter, Guarantano heaved a pass down the right sideline to Jeff George for a 60-yard gain. It was Guarantano's longest pass of his career and it was the second-longest UT offensive play of the season.
- Redshirt sophomore linebacker Quart'e Sapp led the Vols with 11 tackles. Sophomores Nigel Warrior and Daniel Bituli and redshirt senior Kendal Vickers each had eight stops.
- Redshirt senior punter Trevor Daniel finished the game with four punts for 204 yards and a 51.0 average. He also had two punts of 50 or more yards.

	1	2	3	4	Final	Record
LSU	3	14	13	0	30	(8-3,5-2)
Tennessee	0	10	0	0	10	(4-7,0-7)

## SCORING SUMMARY

### 1st Quarter

06:38 LSU - Culp, C. 30 yd field goal, 4-2 2:08 LSU 3 - UT 0

### 2nd Quarter

13:59 UT - Aaron Medley 45 yd field goal, 14-53 7:35 LSU 3 - UT 3

11:31 LSU - Williams, D. 10 yd run (Culp, C. kick), 3-19 1:06 LSU 10 - UT 3

02:08 LSU - Etling, D. 13 yd run (Culp, C. kick), 3-61 0:28 LSU 17 - UT 3

01:23 UT - Marquez Callaway 46 yd pass from Jarrett Guarantano (Aaron Medley kick), 4-75 0:45 LSU 17 - UT 10

### 3rd Quarter

07:26 LSU - Guice, D. 3 yd run (Culp, C. kick failed), 9-50 4:36 LSU 23 - UT 10

02:06 LSU - Williams, D. 6 yd run (Culp, C. kick), 2-21 0:26 LSU 30 - UT 10

### 4th Quarter

--

	LSU	UT
<b>SCORE</b>	<b>30</b>	<b>10</b>
FIRST DOWNS	17	12
RUSHES-YARDS (NET)	43-200	34-38
PASSING YDS (NET)	81	249
Passes Att-Comp-Int	15-11-0	25-14-0
TOTAL OFFENSE PLAYS-YARDS	58-281	59-287
Fumble Returns-Yards	0-0	0-0
Punt Returns-Yards	1-5	2--8
Kickoff Returns-Yards	0-0	4-45
Interception Returns-Yards	0-0	0-0
Punts (Number-Avg)	5-49.2	4-51.0
Fumbles-Lost	0-0	5-2
Penalties-Yards	1-9	5-26
Possession Time	28:31	31:29
Third-Down Conversions	4 of 12	6 of 16
Fourth-Down Conversions	0 of 0	1 of 4
Red-Zone Scores-Chances	5-6	0-1
Sacks By: Number-Yards	2-11	1-4

**RUSHING:** LSU-Guice, D. 24-97; Williams, D. 7-68; Etling, D. 9-42; TEAM 2-minus 3; Dillon, D. 1-minus 4. **Tennessee**-John Kelly 25-47; Carlin Fils-Aime 2-6; TEAM 1-minus 6; Jarrett Guarantano 6-minus 9.

**PASSING:** LSU-Etling, D. 11-15-0-81. **Tennessee**-Jarrett Guarantano 13-23-0-239; John Kelly 1-1-0-10; Tyler Byrd 0-1-0-0.

**RECEIVING:** LSU-Williams, D. 3-30; Guice, D. 3-11; Moreau, F. 2-5; Gage, R. 1-16; Dillon, D. 1-12; Chark, D. 1-7. **Tennessee**-John Kelly 3-31; Brandon Johnson 3-25; Marquez Callaway 2-72; Tim Jordan 2-44; Ethan Wolf 2-7; Jeff George 1-60; Malik Eilon 1-10.

GENERAL

STAFF

PLAYERS

REVIEW

HISTORY

HONORS

VOLMANAC

RECORDS





# GAME 12

Vanderbilt 42  
Tennessee 24

Nov. 25 | Neyland Stadium | Knoxville, Tenn. | 4:01 p.m. ET | Attendance: 83,117

- After a close start, Vanderbilt (5-7, 1-7 SEC) took a 21-14 lead shortly before halftime with a touchdown. While Tennessee (4-8, 0-8) came within four points on a 49-yard field goal by Aaron Medley, the Commodores pulled away and eventually out-gained Tennessee 529 to 238 yards.
- Vanderbilt quarterback Kyle Shurmur completed 20-of-31 passes for 283 yards and four touchdowns, and running back Ralph Webb rushed for 163 yards and two touchdowns.
- Redshirt freshman quarterback Jarrett Guarantano completed 14-of-22 passes for 183 yards and two touchdowns. Sophomore wide receiver Brandon Johnson recorded 107 receiving yards, his second career game with at least 100 yards.
- The Vols honored their 22 seniors before their final home game at Neyland Stadium. This year's senior class combined for 29 wins over their past four seasons and three-consecutive bowl game victories for the first time in program history.
- Redshirt senior Kendal Vickers capped his career by starting his 38th consecutive game at defensive tackle for the Vols. In addition, Vickers was the only Vol to serve as a captain for every game in 2017. The Havelock, N.C., native wrapped up his career by playing in 43 games and started every game of his sophomore, junior and senior seasons.
- Ethan Wolf finished the game with two catches for 40 yards and a touchdown, giving him 998 career receiving yards. He ranks third on UT's all-time receiving yardage list among tight ends. An early third quarter reception from Jarrett Guarantano was the 90th catch of Wolf's career, making him the second Vol tight end to record 90 receptions in a career. Only Reggie Harper (98 receptions from 1977-80) had more. Only Reggie Harper (1,141 yards from 1977-80) and Mychal Rivera (1,018 from 2010-12) have more receiving yards among Tennessee tight ends.
- Redshirt senior punter Trevor Daniel wrapped up his career by setting the Tennessee punting average for a single season (47.5) and for a career (45.9). The former walk-on from Dickson, Tenn., bettered the previous single-season mark of 46.9 – set in 1982 by Jimmy Colquitt. Daniel's career mark of 45.9 also breaks Jimmy Colquitt's career mark of 43.9 (1981-84).

	1	2	3	4	Final	Record
Vanderbilt	7	14	0	21	42	5-7, 1-7
Tennessee	14	0	3	7	24	4-8, 0-8

### SCORING SUMMARY

#### 1st Quarter

10:06 UT - Callaway, M. 2 yd pass from Guarantano, J. (Medley, A. kick ) 9 plays, 85 yards, TOP 4:54 VU 0 - UT 7  
 06:13 VANDY - Duncan, C.J. 9 yd pass from Shurmur, K. (Openshaw, T. kick ) 8 plays, 75 yards, TOP 3:53 VU 7 - UT 7  
 02:50 UT - Kelly, J. 1 yd run (Medley, A. kick ), 6 plays, 75 yards, TOP 3:23 VU 7 - UT 14

#### 2nd Quarter

11:47 VANDY - Webb, R. 2 yd run (Openshaw, T. kick ), 10 plays, 75 yards, TOP 6:03 VU 14 - UT 14  
 02:37 VANDY - Lipscomb, K. 30 yd pass from Shurmur, K. (Openshaw, T. kick ) 10 plays, 84 yards, TOP 5:27 VU 21 - UT 14

#### 3rd Quarter

05:22 UT - Medley, A. 49 yd field goal 8 plays, 30 yards, TOP 3:03 VU 14 - UT 17

#### 4th Quarter

14:20 VANDY - Sherfield, T. 20 yd pass from Shurmur, K. (Openshaw, T. kick ) 9 plays, 75 yards, TOP 6:02 VU 28 - UT 17  
 06:58 VANDY - Sherfield, T. 12 yd pass from Shurmur, K. (Openshaw, T. kick ) 10 plays, 75 yards, TOP 5:33 VU 35 - UT 17  
 05:59 VANDY - Webb, R. 20 yd run (Openshaw, T. kick ), 2 plays, 28 yards, TOP 0:52 VU 42 - UT 17  
 04:27 UT - Wolf, Et. 20 yd pass from Guarantano, J. (Medley, A. kick ) 4 plays, 75 yards, TOP 1:32 VU 42 - UT 24


	VU	UT
<b>SCORE</b>	<b>42</b>	<b>24</b>
FIRST DOWNS	33	15
RUSHES-YARDS (NET)	43-245	21-55
PASSING YDS (NET)	283	183
Passes Att-Comp-Int	31-20-0	22-14-1
TOTAL OFFENSE PLAYS-YARDS	74-529	43-238
Fumble Returns-Yards	0-0	0-0
Punt Returns-Yards	2-10	0-0
Kickoff Returns-Yards	1-30	2-34
Interception Returns-Yards	1-2	0-0
Punts (Number-Avg)	1-37.0	4-50.0
Fumbles-Lost	1-0	0-0
Penalties-Yards	8-60	5-27
Possession Time	38:15	21:45
Third-Down Conversions	11 OF 15	2 OF 8
Fourth-Down Conversions	1 of 3	0 of 0
Red-Zone Scores-Chances	5-6	3-3
Sacks By: Number-Yards	3-19	1-5

**RUSHING: Tennessee**-Carlin Fils-aime 2-31; John Kelly 10-20-1; Ty Chandler 3-19; Jarrett Guarantano 5-minus 13 **Vanderbilt**-Webb, R 25-163-2; D. Rivers 5-29; J. Wakefield 4-26; S. Dobbs 1-9; K. Shurmur 5-8; D. Tennyson 1-4; T. Sherfield 1-4; B. Osei 1-3.

**PASSING: Tennessee**-Jarrett Guarantano 14-22-2-1-183. **Vanderbilt**-K. Shurmur 20-31-4-0-283

**RECEIVING: Tennessee**-Brandon Johnson 6-107; Ethan Wolf 2-40-1; Marquez Callaway 3-16-1; Jeff George 1-15; John Kelly 1-5; Tim Jordan 1-0. **Vanderbilt**-C.J. Duncan 6-99-1; T. Sherfield 6-81-2; K. Lipscomb 5-58-1; D. Tennyson 1-25; S. Dobbs 1-16; R. Webb 1-4





# HISTORY



# HISTORY OF TENNESSEE FOOTBALL

The Vols played their first football game in November 1891 -- and so began more than 100 years of football tradition.

Tennessee football is the story of the “greats”... the players, coaches, plays and fans, all of whom have helped build the program. From Gen. Robert R. Neyland to Phillip Fulmer, from Gene McEver to Bob Johnson, from Nathan Dougherty to Reggie White, from Dick Huffman to John Henderson.

The Vols' debut on the gridiron in that 1891 season was none too promising, as Sewanee defeated UT, 24-0, in a game played in the muck and mire in Chattanooga. It was also the only game on that year's schedule. The first win would come in 1892, a 25-0 decision at Maryville. The first home win would have to wait until 1893, as the Vols topped Maryville again, this time by a 32-0 count.

Neyland was born Feb. 17, 1892, in Greenville, Texas, and his influence on the Vol program would be felt from 1926 on, even through today.

## THE FORMATIVE YEARS

### A NEW STADIUM IS BUILT IN 1921

In those early years, from 1891-1912, football coaches came and went, frequently on a year-to-year basis. The Vols did not have a head coach until 1899, and had seven head coaches between that time and 1911.

The Vols won the 1914 Southern Intercollegiate Athletic Association championship under head coach Zora Clevenger, piling up 374 points to 37 for their opponents. It was also the first Vols squad to defeat Vanderbilt, doing so, 16-14, on Nov. 7. On Nov. 11, 1916, the first Homecoming game was held as the Vols defeated Vanderbilt, 10-6.

It was not until 1920, 29 years into the program's history, that the Vols won their 100th game, a 49-0 victory over Transylvania. The leading player of that time was Dougherty, an All-Southern selection in 1907 and 1908, and known to his

teammates as “Big-Un.”

Tennessee had played its home games on Wait Field at the corner of 15th Street and Cumberland Avenue, but moved into a new home in 1921.

Shields-Watkins Field was less than a mile away on 15th Street (now Phillip Fulmer Way) and was named for its benefactors, Knoxville banker and UT trustee William S. Shields and his wife, Alice Watkins-Shields. It opened that season with 3,200 seats, although it had been used for baseball the previous spring. No one knew that just over 80 years later, the stadium would hold more than 100,000 fans.

In 1922, the Vols wore orange jerseys for the first time (black shirts with orange and white piping being the previous color of choice), taking the color from the American Daisy that grew in profusion on The Hill north of the stadium.

## ENTER BOB NEYLAND

### A TRADITION IS BORN

In 1926, Neyland, then an ROTC instructor, Army captain and backfield coach the previous season, was named head coach and served through the end of the 1934 season when the Army beckoned him to Panama. Dougherty, dean of UT's College of Engineering and longtime faculty chairman of athletics, hired Neyland with the lone injunction: “Even the score with Vanderbilt; do something about our terrible standing in the series.”

The Vols won the Southern Conference championship in 1927 with an 8-0-1 record and looked forward to the 1928 season. In that season, the Vols defeated heavily-favored Alabama, 15-13, in Tuscaloosa, as tailback Gene McEver, the “Bristol Blizzard” and one of the “Flaming Sophomores of 1928,” took the opening kickoff 98 yards for a score.

Buddy Hackman did likewise a week later against Washington & Lee and the Vols express was off and running.



On March 16, 1921, all UT classes were dismissed to guarantee a workforce large enough to put the field into shape for a March 19 baseball game.



Hackman and McEver became known as the "Touchdown Twins."

The beginning of the 1930s saw Tennessee play in its first bowl game, a 13-0 victory over New York University at Yankee Stadium in New York.

Vols lineman Herman Hickman, later a College Football Hall of Fame selection, had an outstanding game that afternoon, and Grantland Rice added Hickman to his All-American team on the basis of that performance.

Tennessee won the Southern Conference championship again in 1932 with a 9-0-1 record and joined the fledgling Southeastern Conference a year later. In 1934, Tennessee won its 200th game, defeating Mississippi, 27-0, in Knoxville on Oct. 13.

Over that time, Neyland and the Vols had assembled a 76-7-5 record, with undefeated streaks of 33 and 28 games along with a 30-game home winning streak.

## NEYLAND RETURNS

### SECOND OF THREE GREAT ERAS BEGINS

Bill Britton had taken Neyland's place in the 1935 season while Neyland was in the Canal Zone. Neyland returned home for the 1936 season and immediately began building another dynasty.

By 1938, he was ready. With another group of sensational sophomores leading the way, he began a three-year run in which the Vols won 30 consecutive regular-season games and visited the Orange, Rose and Sugar bowls.

The 1938 team ended with an 11-0 record, defeating Oklahoma in the 1939 Orange Bowl. The 1938 Vols were named national champions by Dunkel, Litkenhous, Boand, Houlgate and Poling. The 1939 team shut out 10 consecutive opponents. No collegiate team has since shut out an entire slate of opponents. The Vols brought home a check for \$100,000 from the 1940 Rose Bowl.

In the 1939 Alabama game -- which found national radio commentators Ted Husing of CBS and Bill Stern of NBC at Shields-Watkins Field covering the game -- a sophomore tailback from Knoxville named Johnny Butler etched his name into Vols history with a 56-yard run against the Tide on which he went sideline to sideline for the score at the south end.

Neyland's record during this era was 43-7-3. The Vols still hold an NCAA record for holding opponents scoreless for 71 consecutive quarters (from the second quarter of the 1938 LSU game through the second quarter of the 1940 Alabama game) and pitched 17 consecutive shutouts. The 1940 Vols were voted national champions by Dunkel and Williamson.

After the 1940 season, however, Neyland was called back to the military as winds of war hovered over the world. He was gone until just before the 1946 season, leaving the Vol football program in the capable hands of John Barnhill, who later became head coach and athletics director at Arkansas.

Barnhill compiled a 32-5-2 record and led the Vols to the Sugar and Rose bowls. The Vols also played their first night game in 1944, a 13-0 victory at LSU.

Four Vol players did not return home from World War II. They were Bill Nowling, Rudy Klarer, Willis Tucker and Clyde "Ig" Fuson. They are memorialized in the southeast corner of Neyland Stadium's upper deck façade.

## NEYLAND'S FINAL YEARS

### A CONSENSUS NATIONAL CHAMPIONSHIP COMES TO KNOXVILLE

Neyland arrived home from World War II for the 1946 season and noted, "It will take us five years to put Tennessee back on top." Undaunted, the Vols immediately won the SEC championship and a bid to the Orange Bowl. The dominant

player that season was tackle Dick Huffman, still remembered as one of the toughest Vols ever. He would lead the charge against Alabama quarterback Harry Gilmer in a 12-0 Vol win.

Critics argued that Neyland had lost his touch, particularly in view of 5-5 and 4-4-2 seasons in 1947 and 1948, respectively, and the assertion that his beloved single-wing offense had gone out of style.

In 1948, Tennessee won its 300th game, defeating Alabama, 21-6, on Homecoming afternoon.

By the end of the 1948 season, Neyland was ready for his final run as Vols' head man. It was just before the 1949 season that UT publicist Lindsey Nelson formed the initial Vol Radio Network.

After a 7-2-1 mark in 1949, led by another talented group of sophomores, the Vols kicked off the decade of the 1950s with an 11-1 season, marred only by a 7-0 loss at Mississippi State in the season's second week. The Vols, named national champions by Dunkel and DeVold, rolled through the season and upset Texas in the 1951 Cotton Bowl, sparked by a 75-yard run from tailback Hank Lauricella that Stern called one of the best he had ever seen.

Neyland's 1951 team came back and won the national championship with a 10-0 regular-season record. The contest with Alabama that season, a 27-13 Vols victory, was UT's first on a new invention called television. Lauricella, that season's Heisman Trophy runner-up, offensive guard John Michels and defensive tackle Doug Atkins later were named to the College Football Hall of Fame. Atkins, named also to the Pro Football Hall of Fame for his work at Cleveland, Chicago and New Orleans, became the first Vol enshrined in both. Atkins also was named SEC "Player of the Quarter Century" in 1976.

Tennessee finished with an 8-2-1 record in 1952, but the big story was Neyland stepping down as Vols head coach just before the Cotton Bowl game against Texas. The Vols lost that one, 16-0. Neyland's record for his third stint at Tennessee was 54-17-4, and his overall mark finished at 173-31-12.

In 1953, Smokey, a Bluetick Coonhound, became the Vols' official mascot by vote of the student crowd in a contest organized by the pep club. There have been Smokeys ever since then provided by the Brooks and Hudson families of Knoxville.

Harvey Robinson became the Vols' new head coach in 1953, serving through the 1954 season. Neyland once called dismissing Robinson after that 1954 season "the hardest thing I've ever had to do."

## BOWDEN WYATT RETURNS HOME

Bowden Wyatt, who had been head coach at Wyoming and Arkansas, returned to campus as Vols head coach in 1955, 17 years after playing on UT's 11-0 squad in 1938. He hit the jackpot in 1956, his second year, as the Vols won the SEC and earned a berth in the Sugar Bowl. Tennessee's 6-0 win over Georgia Tech that November, matching Neyland proteegees Wyatt and Bobby Dodd at Atlanta's Grant Field, later was voted by the Associated Press as the second-greatest college football game ever.

Tailback Johnny Majors twice was SEC Player of the Year and an All-America selection and runner-up for the Heisman Trophy in 1956. He also was named to the College Football Hall of Fame as a player in 1987.

The Vols followed up the 1956 season with a 7-3 season in 1957 and played Bear Bryant's last Texas A&M team in the Gator Bowl, winning, 3-0, on the accurate toe of placekicker Sammy Burklow.

The Vols closed out the decade of the 1950s with two major upset victories in 1959, defeating No. 3 Auburn 3-0 in September and No. 1 LSU, 14-13, in November.



General Neyland with the Vols after the 1951 Cotton Bowl triumph over Texas.

The 1960 season saw the Vols begin the decade with a 10-3 win over Auburn in Birmingham and a 20-7 triumph over Alabama in Knoxville.

The date was March 28, 1962, when Gen. Neyland died at the Oeschner Clinic in New Orleans. In his memory, the stadium was named "Neyland Stadium" and an academic scholarship fund started, both events happening at the Alabama game in October.

Wyatt's tenure as Vols coach ended after a 4-6 record in 1962, with assistant coach Jim McDonald taking the reins for the 1963 season. During that campaign, the first Neyland Stadium crowd of more than 50,000 saw the Vols play Georgia Tech.

Later that season, the Vols took their 400th victory, defeating Tulane, 26-0, in New Orleans. The times were changing as Vol fans would find out a year later.

## DIKEY BRINGS THE T FORMATION

After the 1963 season, Doug Dickey, then a top assistant to Frank Broyles at Arkansas, became the Vols' head coach, bringing the "T" formation with him to Knoxville.

Not only did Dickey bring the "T" formation, but added the Power "T" to the player's helmets and saw that the end zones display a checkerboard design that debuted Oct. 10, 1964.

Dickey's first Tennessee team finished 4-5-1, but hopes were high as the Vols narrowly lost to Auburn and Alabama, tied LSU at Baton Rouge and upset favored Georgia Tech at Grant Field.

Middle guard Steve DeLong won the Outland Trophy and Dickey's staff recruited a freshman class that would help lead the Vols out of the wilderness. One of that year's recruits, wide receiver Richmond Flowers from Montgomery, Ala., was the first of a number of track-football athletes who brought a new dimension of speed to the Vol program.

In 1965, Dickey's second team finished 8-1-2 and earned a Bluebonnet Bowl bid, UT's first bowl game since 1957. The season's pivotal moment came in the aftermath of the Alabama game. The Vols had tied Alabama, 7-7, in Birmingham and spirits were high on the Knoxville campus. Line coach Charley Rash put a note in each of his linemen's mailbox that night after the game: "Play like that every week and you'll go undefeated."

Two days later, Rash, Bill Majors and Bob Jones were killed in an early morning car-train collision in west Knoxville. Nearly 40 years later, persons connected with the Vols program still praise the way Dickey handled the tragedy, pulling everybody together and keeping the team going.

One of the most memorable moments of that, or any other season, was the 37-34 "Rosebonnet Bowl" victory over UCLA at Memorial Stadium in Memphis, so named by Vols broadcaster George Mooney because of the postseason destinations of the two teams.

It was a classic offensive shootout that finally was settled when Vol quarterback Dewey Warren ambled around left end for the winning score and Bobby Petrella grabbed a last-ditch Bruins aerial.

Tennessee's 8-3 record in 1966, including an 18-12 Gator Bowl win over a Syracuse team that featured running backs Larry Csonka and Floyd Little, presaged what was to come in 1967.

The Vols lost their opener to UCLA, a night game at the Los Angeles Memorial Coliseum, but came back to win their remaining nine games and the SEC championship, earning an Orange Bowl date against Oklahoma. The Vols swept Alabama, Auburn, LSU and Mississippi, defeating the Tide for the first time since 1960 and the Rebels for the first time since 1958. UT finished No. 2 in the final polls and was selected as national champions by Litkenhous.

In the first game played on Tartan Turf against Vince Dooley's Georgia Bulldogs in 1968, Nashville's Lester McClain became Tennessee's first African-American to play in an SEC varsity football game.

The Vols rallied for a 17-17 tie that day in an exciting finish led by quarterback Bubba Wyche. Runner-up in the SEC in 1968, Tennessee won the crown again in 1969 with a 9-1 record and played in the Gator Bowl. Linebacker Steve Kiner (1967-69) was named to the College Football Hall of Fame in 1999.

After the 1969 season, Dickey moved to Florida as head coach and 28-year-old Bill Battle became the Vols' new head man. His first team finished 11-1 and he became the first Division I head coach to win 11 games in his first year.

Two seasons of 10-2 followed in 1971 and 1972. In that 1972 season, Condredge Holloway became a whirling dervish under center, a master of the broken field run. He ran over, under and even occasionally through opponents during his career, which saw him tabbed "The Artful Dodger."

In 1975, the Vols won their 500th game, defeating Kentucky, 17-13, in Lexington.

Battle resigned after the 1976 season and Johnny Majors, UT tailback of 1954-56 vintage, then head coach of the national champion Pittsburgh Panthers, answered the university's call, coming home as head coach for the 1977 season. "Follow me to



Tennessee" was the rallying cry, and Vol fans couldn't wait for the 1977 opener against California.

## JOHNNY MAJORS MARCHES HOME

Johnny Majors' early teams had no bigger victory than a 40-18 triumph over Notre Dame at Neyland Stadium in 1979, a season in which the Vols led eventual national champion Alabama, 17-0, in the second quarter at Legion Field. A 7-4 record was sufficient to earn a Bluebonnet Bowl bid.

A crowd of 95,288 saw the Vols and Georgia square off to begin the 1980 season in an expanded Neyland Stadium.

Georgia won, 16-15, on its way to a national championship, but the Vols did have their moments that year, taking a 42-0 win at Auburn and concluding the season with a 45-14 win over Kentucky and 51-13 win over Vanderbilt.

The 1981 Vols overcame early, seemingly devastating, losses at Georgia and Southern California to post an 8-4 record and receive a Garden State Bowl berth against Wisconsin. Slowly but surely, Big Orange fortunes were on an upswing.

With the 1982 World's Fair as a backdrop, Tennessee ended 11 years of frustration by defeating Alabama, 35-28, at Neyland Stadium. Mike Terry's interception cinched things and Vols fans counted the clock down on the first of four consecutive wins over Alabama. The game also would mark Bryant's final appearance at Neyland Stadium. He stepped down after the season and died in January.

Led by Reggie White, an absolute terror at defensive tackle, UT began an upsurge in fortunes in 1983, going 9-3 and winning the Florida Citrus Bowl. White would earn College Football Hall of Fame honors in 2002. Johnnie Jones had the game-winner against the Tide that year, motoring 66 yards to break a 34-34 tie.

In 1984, the Vols rallied from a 27-13 deficit in the fourth quarter to defeat Alabama, 28-27. In 1985, the Vols surprised everybody by defeating No. 1 Auburn, 38-20, and Alabama 16-14 on their way to an SEC crown, first since 1969, and a Sugar Bowl date with Miami.

Vol quarterback Tony Robinson, who had played brilliantly in a season-opening tie with UCLA and the win over Auburn, hurt a knee in the fourth quarter against Alabama and missed the rest of the season. Daryl Dickey, Doug's son, stepped into the breach and kept the Vols ship on course the rest of the way, including a 35-7 win over the Hurricanes that UT fans remember fondly to this day. The Louisiana Superdome was Big Orange Country South that Jan. 1, 1986, night.

The 1989 season saw an 11-1 record, an SEC championship and Cotton Bowl trip. The win over Arkansas in Dallas Jan. 1, 1990, was the Vols' 600th. The Vols were the most improved team in the country, coming from 5-6 in 1988 to 1989's 11-1.

The 1990s began with another SEC championship and trip to the Sugar Bowl.

The highlight of the 1991 season came in South Bend, Ind., at Notre Dame Stadium, when the Vols overcame a 31-7 deficit to somehow win 35-34. Vols placekicker John Becksvort had dreamed of defeating the Irish with a field goal, but in this case, an extra point was plenty. Jeremy Lincoln blocked an Irish field goal attempt with his backside to preserve the win.

## FULMER'S STORIED CAREER

Phillip Fulmer's remarkable coaching career includes reaching both the 50- and 75-victory milestones quicker than any other coach in Southeastern Conference history. In 1998, Fulmer guided Tennessee to its sixth national championship, with a 13-0 record and Tostitos Fiesta Bowl victory over Florida State.

In 2002, Fulmer notched his 100th career victory, and like many other milestones, the number of victories takes on an exceptional glow when held up to the light of gridiron history. Fulmer only needed 123 games to reach the century mark.

Fulmer was named head coach in November of 1992 to replace Johnny Majors. Fulmer's stewardship began with the Vols' trip to the Hall of Fame Bowl in Tampa. Quarterbacked by Heath Shuler, the Big Orange routed Boston College, 38-23. The victory, combined with three other triumphs in which Fulmer served as interim coach, gave the new mentor a 4-0 record heading into the 1993 campaign.

Vols gridiron success continued through Fulmer's first full season as head coach. The Vols went 10-2 in 1993, a year in which quarterback Shuler finished runner-up for the Heisman Trophy. Tennessee was rewarded with a trip to the Florida Citrus Bowl.

The 1994 season is remembered for one of the guttiest comebacks ever staged by a Tennessee team. The Vols, whose first-string quarterback Jerry Colquitt was injured in the opening minutes of the first game, staggered to a 1-3 start but stuck together under Fulmer's direction and ended the season at 8-4, including a bowl victory. Peyton Manning earned a start in the Washington State game and was there for the duration, compiling an NCAA-best record of 39-5 as a starter.

UT closed the season by whipping Virginia Tech, 45-23, in the Gator Bowl and set the stage for a 1995 campaign that included a rousing victory at Alabama, six other SEC wins, an overall 11-1 record and an exciting 20-14 win over Ohio State in the Florida Citrus Bowl. The CNN-USA Today coaches poll ranked UT No. 2 in the nation after that bowl win.

The 1996 Vols gave the school its second straight top-10 ranking with a 10-2 record capped by a 48-28 victory over Northwestern in the Florida Citrus Bowl. Record crowds filed through the gates of the newly enlarged Neyland Stadium, with a collegiate attendance mark of 107,608 for the Sept. 21 game with Florida.

Also in 1996, John Michels was named to the College Football Hall of Fame.

The 1997 season tested the comeback quality of the Vols, who bounced back from a loss to Florida, won the rest of their games, including the SEC championship contest over Auburn, and then had an outside shot at a No. 1 ranking in the AP and coaches' final poll.

But, alas, a national championship wasn't yet to be. After hanging in gamely through the first half, Tennessee yielded to powerhouse Nebraska and suffered a 42-17 loss in the Orange Bowl at Miami.

But even that one-sided defeat couldn't diminish a season in which the Vols, behind the brilliant passing of Heisman runner-up and Maxwell Award winner Manning, won the Southeastern Conference championship after edging out Florida for the Eastern Division title.


As the 1998 season approached, Tennessee coaches were struck with the dimensions of the assignment that faced them: rebuild following the loss of the nation's best quarterback and one of the game's top defensive stars in Leonard Little.

Demonstrating the unpredictability of college football, Tennessee rolled undefeated through the 1998 regular season, defeated Mississippi State for the SEC championship and then faced Florida State in the first Bowl Championship Series matchup at Tempe, Ariz.

Teé Martin engineered a 23-16 victory over FSU in a title game that gave Tennessee the undisputed national championship and landed Phillip Fulmer deserved acclaim as national coach of the year.

The Vols found themselves in a tight crack at crunch time but showed the resourcefulness that allowed them to escape every trap. The leadership of Martin and the emergence of Travis Henry and Travis Stephens as replacements at tailback





Former Head Coach Phillip Fulmer celebrates after winning the 1998 national title.

when Jamal Lewis was injured received justified recognition for their part in the championship campaign.

A defense led by the indefatigable All-America linebacker Al Wilson played magnificently at critical times, and placekicker Jeff Hall was Mr. Reliable against Syracuse and Florida.

Tennessee had a game-winning drive after an Arkansas turnover late in the fourth period to help save the undefeated season.

UT also scored 14 points on consecutive possessions in the fourth quarter of the SEC title game against Mississippi State to take a 24-14 victory.

The 1999 team was 9-3 and continued a win streak over Alabama that had reached seven through the 2002 season with a 21-7 win at Bryant-Denny Stadium in Tuscaloosa. It was the first time the Vols had played in Tuscaloosa since 1930.

The 1999 team also had a 38-14 win over Notre Dame on its resume en route to a Fiesta Bowl game with Nebraska.

As the decade of the 2000s opened, the Vols won their 700th game in the season opener against Southern Mississippi.

Casey Clausen became known as the "Comeback Kid," stepping in at quarterback in the Alabama game and leading the Vols through some close contests down the stretch to a Cotton Bowl game against Kansas State. Defensive tackle John Henderson won the Outland Trophy as the nation's best interior lineman and was an All-America selection, the first such award for the Vols since Steve DeLong won the award in 1964.

In 2001, Clausen led the Vols to comeback wins at Alabama, Notre Dame and Florida, and capped off an Eastern Division championship season by leading a 45-17 win over Michigan at the Florida Citrus Bowl in the first ever contest between the two tradition-laden programs.

Travis Stephens and Henderson were All-America selections. An overall mark of 11-2 made Fulmer part of 11-win teams as a player (1970), an assistant coach (1989) and head coach (1995, 1998 and 2001).

Fulmer reached another coaching milestone in 2002, when he guided UT to an 18-10 win in Columbia, S.C., marking his 100th head coaching victory.

The 2003 season saw the Vols win 10 games for the seventh time in Fulmer's coaching tenure. Highlights included a 51-43, five-overtime, marathon win over Alabama in Tuscaloosa.

Two weeks later, the Vols won 10-6 over Miami at the Orange Bowl, snapping a 26-game home winning streak for the Hurricanes. A 6-2 SEC mark was good enough for a share of the SEC Eastern Division crown.

Tennessee also extended its streak of consecutive seasons with a bowl appearance to 15, playing against Clemson in the Peach Bowl.

Junior Dustin Colquitt, son of former Vol Craig Colquitt (1975-77), was named an All-America punter, the first Vols kicker so honored since Ron Widby in 1966. Placekicker James Wilhoit was named a freshman All-America.

Doug Dickey was named to the College Football Hall of Fame in December 2003.

The 2004 season, which many fans believed could be a blueprint for disaster, evolved into an SEC Eastern Division championship.

In Atlanta for the title affair, the Vols had the misfortune of encountering for the second time an Auburn team that was one of the most powerful fielded by an SEC school in recent memory, falling 38-28.

That defeat left the Vols with a 9-3 record that they enhanced to 10-3 after pounding Texas A&M, 38-7, in the Cotton Bowl. The anticipated disaster alluded to above was predicated by an unsettled quarterback situation that eventually worked out nicely. Freshman Erik Ainge handled the lion's share of field general responsibilities. When Ainge was injured at the end of the first half in the Notre Dame game, understudy Rick Clausen took over the rest of the year and was named MVP in the Cotton Bowl. Defensive tackle Jesse Mahelona, a junior college product, rose from virtual anonymity to nab All-America honors in his first year as a Vol. Victories over Florida, Georgia and Alabama were highlights of Phillip Fulmer's 12th full season as head coach.

Days before the Cotton Bowl triumph, Frank Emanuel, a bruising linebacker of the Doug Dickey era, was inducted into the National Football Foundation Hall of Fame.

After a 5-6 campaign in 2005, Tennessee gave its fan base cause for excitement with the beginning of a three-year Neyland Stadium renovation project.

Tennessee also retired the jerseys of three Vol greats during the 2005 season. Doug Atkins (91), Reggie White (92) and Peyton Manning (16) were honored by having their jerseys permanently displayed in Neyland Stadium.

In 2006, Tennessee gave the same honor to four Vols who died in service to their country during World War II. The jerseys of Clyde "Ig" Fuson (62), Rudy Klarer (49), Bill Nowling (32) and Willis Tucker (61) all were retired prior to the game against Air Force, giving UT a total of seven retired jerseys.

The 2006 team rebounded from a tough season the previous year to win nine games and earn a bid to the Outback Bowl in Tampa, Fla. The season opened with a return-to-form of sorts for the Big Orange as they dismantled ninth-ranked and highly-touted California at Neyland Stadium. The Vols climbed as high as No. 7 in the polls during a five-game win streak mid-season that included wins over Georgia, Alabama and South Carolina. The regular season concluded with wins over rivals Vanderbilt and Kentucky.

The 2007 season will be remembered by Vol fans for its hectic final stretch that saw UT win three of its last five games by a field goal or less en route to winning the SEC East and a trip to the conference title game in Atlanta.

Tennessee took a lead into the fourth quarter of that game, but fell 21-14 to LSU. The Vols rebounded a month later with a New Year's Day Outback Bowl win over Wisconsin. The 2007 team finished 10-4, handing Fulmer his ninth 10-win campaign in 15 seasons at the helm in Knoxville. The SEC East title was his seventh in 15 years.

Those earning honors after the 2007 season included placekicker Daniel Lincoln (All-America) and safety Eric Berry (Freshman All-America).

Their spirits buoyed by a top 20 preseason national ranking, the Vols instead crashed to their second losing campaign in four years in 2008. Tennessee notched a victory over Kentucky in the closing game to close out a



Jeremy Pruitt, who was hired to be the Vols' 26th head coach on Dec. 7, 2017, has been part of five national championships in the last 10 years.

disappointing season with a 5-7 overall worksheet and a 3-5 slate in the Southeastern Conference.

The team's struggles took their toll, most notably the dismissal of Phillip Fulmer from his head coaching position after 17 years.

The brightest light in 2008 was safety Eric Berry. The Georgia native became the 33rd UT player, and the first since 1990, to claim consensus All-America honors.

## CHANGING TIMES

Lane Kiffin took over the coaching reins for a brief stint in 2009 leading the Vols to a 7-6 overall record and a Chick-Fil-A bowl berth. Berry highlighted the season once again, garnering consensus All-America honors for the second straight season.

Derek Dooley was hired on January 15, 2010 as the school's 22nd head coach. Dooley led the Vols to a 15-21 record in three seasons before leaving the program late in the 2012 season. In his first season, he led Tennessee to an appearance in the 2010 Franklin American Mortgage Music City Bowl against North Carolina.

Ranked 23rd in the nation, Tennessee hosted Florida on Sept. 15, 2012 with ESPN's College Game Day on campus. Prior to the sellout game, Johnny Majors' number 45 jersey was retired.

Offensive coordinator Jim Chaney served as interim head coach for the 2012 season finale and led the Vols to a 37-17 victory over Kentucky.

Tennessee's state-of-the-art Anderson Training Center opened during 2012. The 145,000-square foot, all-purpose facility is one of the most modern and functional buildings of its kind.

Butch Jones was introduced as the new head coach of the Vols on Dec. 7, 2012. Jones came to Knoxville after winning four conference championships in six years as the head man at Central Michigan and Cincinnati. He led the Vols to the 800th win in program history in his first victory at the helm of the Orange & White on Aug. 31, 2013 with a 45-0 blanking of Austin Peay.

In his five seasons, Jones led UT to a 34-27 record that included three consecutive bowl wins and back-to-back 9-4 seasons in 2015 and 2016. Following a 4-6 start to the 2017 campaign, Jones was relieved of his duties on Nov. 12.

Defensive line coach Brady Hoke took over for the final two games of 2017, a pair of home losses to LSU and Vanderbilt.

## THE PRUITT ERA BEGINS

Director of Athletics Phillip Fulmer introduced Jeremy Pruitt as the 26th head coach in Tennessee football history on Dec. 7, 2017. Pruitt took the helm of the Volunteers after cementing himself as the nation's top defensive coordinator during stints at Alabama (2016-17), Georgia (2014-15) and Florida State (2013).

Pruitt came to Rocky Top with five national championships to his credit, including the 2018 College Football Playoff National Championship victory he helped lead Alabama to a month after taking the UT job. He also was part of three national championships (2009, 2011, 2012) on the staff of the Crimson Tide from 2007 to 2012, and was the defensive coordinator during the Seminoles' undefeated national championship season in 2013. Pruitt was a standout high school coach before joining the Alabama staff as the Director of Player Development. He played collegiately for coaching legends Boots Donnelly, at Middle Tennessee State, and for Gene Stallings, at Alabama, after growing up in Rainsville, Ala., a town just 45 minutes south of Chattanooga.

Pruitt is a teacher at heart, spending time as a physical education instructor right out of college while serving as an assistant football coach for his father at Plainview and Fort Payne high schools. In his introductory press conference, Pruitt joked that he taught every kid in Fort Payne, Ala., how to tie their shoes from 2001 to 2004.

Former players he recruited and coached swear by Pruitt years later, including NFL All-Pro cornerback Jalen Ramsey, Heisman Trophy winner Derrick Henry, Pro Bowl linebacker Telvin Smith and Redskins linebacker Ryan Anderson to name a few.

He owns a 96-13 (.881 winning percentage) record as a collegiate assistant coach and is a two-time Broyles Award finalist in addition to being named National Recruiter of the Year by 247Sports in 2012.

He has coached 44 NFL draft picks and 18 All-Americans. The list of players coached by Pruitt reads like a who's who of college football's top defensive players this decade and includes 2017 National Defensive Player of the Year Minkah Fitzpatrick, 2016 Butkus Award (nation's top LB) winner Reuben Foster, 2016 National Defensive Player of the Year Jonathan Allen, top 10 NFL draft picks Ramsey, Roquan Smith, Leonard Floyd, Mark Barron and Dee Milliner, and current NFL stars Ha Ha Clinton-Dix, Dre Kirkpatrick, Lamaricus Joyner and Telvin Smith.

# NEYLAND STADIUM: HISTORY

## A STADIUM IS BUILT

Shields-Watkins Field, sometimes known as Shields-Watkins Stadium, opened Sept. 24, 1921, as the Vols defeated Emory & Henry, 27-0. On opening day, the new stadium had 3,200 seats in 17 rows on the west side of the field.

Named for its benefactors, W.S. Shields and wife, Alice-Watkins Shields, the venue was known as Shields-Watkins Field until the stadium was named in honor of Gen. Robert R. Neyland in October 1962.

Efforts to build a playing field on campus started as early as 1912 when University Realty Company was formed and held an option on seven acres of land until the university could complete the purchase and develop a physical education-athletic field.

As of 1917, financing had not been completed and contributions were solicited. Checks averaging \$10 were received and UT students pledged \$2,000 in cash and 2,000 days of labor.

Work was done on the field, but the Vols continued play on Waite Field less than a mile to the north. With a debt of \$22,453 hanging over the project in 1919, Shields, president of Knoxville City Bank and a UT trustee, promised to pay the debt if the university could raise the money to prepare and equip the field. Shields also bought two lots bordering the property on the west.

The trustees accepted the offer and voted to name the field in honor of the Shields. That was Nov. 22, 1919. On July 20, 1920, the trustees voted to build a permanent

grandstand, at a total cost of \$20,000.

All that was left to do was prepare the field. March 16, 1921, was designated as a "Campus Day," with classes being dismissed to guarantee a work force large enough to get the field ready for a baseball game three days later.

The field was finished by noon the next day and the baseball game against Cincinnati went on as scheduled.

## FOUR ADDITIONS IN 13 YEARS

Capt. Neyland's success on the field led to four expansions between 1926 and 1938 as capacity grew from 3,200 to 31,390 with expansions on both the east and west sides and at the northwest corner in Section X.


An overflow crowd of 20,000 showed up for the 1936 game against Duke. The Blue Devils had things pretty much their way until Red Harp, the "Pineville Flash," returned a punt 70 yards for a score in the final seconds to give the Vols the win. In the 1937 game against Alabama, another overflow crowd saw the Vols lose a tight decision.

The east side expansion brought with it dorm rooms for 128 men, half of them athletes, a T-Club reception room and a practice room for the band under the stands.

## A BIG EXPANSION IN 1948

The largest expansion of the stadium came in 1948 as veterans came marching home from World War II.

Returning to the Vol sidelines in 1946, Gen. Neyland said it would take five years for the Vols to be back on top. Almost immediately, the Vols won the SEC title that



Shields-Watkins Field in 1938



Shields-Watkins Field in 1948





season and plans were drawn for a south end addition that included more dorm rooms, athletic department offices and a new dressing area for visiting teams.

When the Vols squared off against Alabama Oct. 16, 1948, for Homecoming, 48,000 fans were present in the expanded stadium. Another 52,000 showed up a few weeks later for the clash with North Carolina.

## GROWTH OVER FOUR DECADES

The west side upper deck and new press box came in 1962, dedicated at the Alabama game. Gen. Neyland did not live to see the new addition, passing away in New Orleans March 28. Before his death, he received progress reports on the new addition and press box.

Tired of the Shields-Watkins Field press coop being consistently named one of the three worst in the country, he remarked to an aide: "We're going to have the best press box in the country, and I hope it improves the quality of writing done there."

Four expansions followed, first on the upper east side in 1968, then on the south upper deck in 1972 and 1976. In 1980, the stadium became a bowl, with the north end lower deck enclosing the field.

The last major expansion came in 1996, when the north end upper deck was finished and the stadium for the first time seated more than 100,000.

## UNDER THE LIGHTS IN KNOXVILLE

The first south end upper deck expansion in 1972 also brought night football to the Home of the Vols. When Tennessee opened the home season that year against Penn State, the game debuted football under the lights.

The Vols have played at night consistently ever since, enjoying a captivating atmosphere that intimidates the opposition and is unmatched throughout the country.

## PRESS BOX/WEST SKY BOXES


The Neyland Stadium Press Box and Executive Suites officially opened for the Colorado State game Sept. 5, 1987, replacing the press box in operation since 1962. The press box was named for long-time trustee and Athletics Board member Col. Tom Elam of Union City, Sept. 18, 1992. Elam died March 9, 1998.

It had four levels, encompassing leased suites, box seating for official guests of the university and athletics department, and complete facilities for print and broadcast media. There are six elevators serving the facility, four serving the skyboxes and two serving the press area.

## GOING BACK TO GRASS

In 1994, a natural Tifway Bermuda Grass field was reinstalled at Neyland Stadium to replace the artificial turf that served as the playing surface from 1968-93. The new field was built to the United States Golf Association's golf-green construction specifications, and the grass is mowed to  $\frac{3}{4}$  inch.

It takes 90 gallons of paint to complete the lines, centerfield "Power T" logo and the famous orange and white checkerboard end zones.



Neyland Stadium in 1962



Neyland Stadium in 1972



## A FACELIFT FOR THE FUTURE

In the fall of 2004, athletics director Mike Hamilton unveiled a Master Plan to prepare Neyland Stadium for the next 75 years. The renovations were planned to be completed in five phases during the off-seasons to alleviate inconveniences to fans. One key goal of the plan was to find a way to fund the renovations without financially impacting the general fan.

The 2006 season marked the completion of the \$26 million Phase I Master Plan renovations. This included extensive infrastructure work, the renovation of the north lower concourse, including concourse expansion, new restrooms and concession stands and the construction of the East Club. Phase I was funded entirely by gifts from the East Club and leadership donations to the project.

While the addition of the state-of-the-art East Club slightly reduced the stadium's overall capacity, it did keep the capacity at the imposing six-figure mark. The new official capacity of 102,038 kept Neyland as the fourth-largest college football facility in the country and the largest in the South.

For the 2007 season, fans enjoyed the unveiling of college football's largest LED display, located in the bowl of the stadium, along with permanent recognition of the football program's retired numbers and national championship teams. The natural-grass playing surface also was replanted before the season for the first time since its reinstallation in 1994. Perhaps not coincidentally, Tennessee posted a perfect 7-0 mark at home in 2007—marking the 36th season in which the mighty Vols went undefeated at Neyland Stadium.

The continuation of Phase II of the renovations continued in the offseason prior to the 2008 campaign. Those improvements included the renovation of the lower-west concourse, improvements to the team locker room, the construction of the Lauricella Center, a field-level lettermen's room, and the Stokely Family Media Center.

Phase III began after the 2008 season and the changes which were ready for 2009 were the renovation of the top level concourse of the west lower sideline, removal of the scissor ramps leading to the west upper deck, the addition of elevators and stairwells on the west side, improvements to the west tower sky boxes, renovation of the press box and broadcast center, as well as the construction of the West Club section.

Tennessee completed the Phase III construction prior to the 2010 season. Most noticeable was the new entrance plaza at Gate 21. The phase also included a new wrought iron and brick facade along the north and west exteriors of the stadium, as well as a statue of Gen. Neyland. The Tennessee Terrace in the west upper deck was also finished.


After a comprehensive nine-month assessment, UT Athletics completed a feasibility study for future renovations to historic Neyland Stadium in October of 2016. The study, led in collaboration with Populous, a global leader in sports architecture and design, provides a systematic roadmap for making improvements to the stadium.

The overall plan sequences the renovations in an intentional manner by beginning at field level, progressing upward and around by concourse. At the outset, the plan improves functionality such as enlarging restrooms and concessions stands and better optimizing the use of spaces under and around the lower seating bowl. Upon completion of the renovations, Neyland Stadium will retain an official capacity in excess of 100,000.

## NEXT UP

In November of 2017, the University of Tennessee Board of Trustees voted to authorize a budget increase for Phase I renovations to Neyland Stadium and to expand the scope of Phase I under a revised Neyland Stadium Master Plan. The board also recognized the revised Neyland Stadium Master Plan as a single and unified project, officially outlining a path to preserve the historic facility for a second century of service to the university, community and state.

One year prior, the Board of Trustees approved an initial phase (Phase I), of a three-phase renovation plan, in the amount of \$106 million. The new, revised master plan in 2017, pending all required state government approvals, accelerated the pace of the renovations by spreading the overall project scope across two phases resulting in an increased Phase I budget of \$180 million. Phase I renovations are expected to be complete prior to the 2020 football season, while Phase II renovations (\$160 million) are targeted to conclude as early as opening kickoff of the 2021 campaign—at which point Neyland Stadium will have served as the home of Tennessee football for 100 full years.



Neyland Stadium in 1980



Neyland Stadium in 2010



Neyland Stadium in 1992

# NEYLAND STADIUM RENOVATIONS



## UNDER CONSTRUCTION

A look at the major expansion and renovation projects at Neyland Stadium through the years. The field that once held 17 rows of bleachers and 3,200 spectators more than 90 years ago now seats 102,455 on Saturdays.

Year	Addition	Seating Capacity
1921	West Stands (17 rows, 3,200 seats)	3,200
1926	East Stands (17 rows, 3,600 seats)	6,800
1930	West Stands (42 rows, 11,060 seats)	17,860
1934	Section X (1,500 seats)	19,360
1938	East Stands (44 rows, 12,030 seats)	31,390
1948	South Stands (horseshoe, 15,000 seats)	46,390
1962	West Upper Deck (Press Box, 5,137 seats)	51,527
1966	North Stands (End Zone, 5,595 seats)	57,122
1968	East Upper Deck (7,307 seats)	64,429
1972	South Upper Deck (6,221 seats)	70,650
1976	Southeast Upper Deck (9,600 seats)	79,250
1980	North Stands (bowl 16,944, net gain 10,499 seats)	89,749
1987	West Executive Suites (42 suites, 1,361 seats)	91,110
1990	Student Seating Adjustment (792 seats)	91,902
1996	North Upper Deck (10,642 seats)	102,544
1997	ADA Seating Adjustment (310 seats)	102,854
2000	East Executive Suites (78 suites, 1,250 seats)	104,079

## ■ NEYLAND STADIUM MASTER PLAN RENOVATIONS

In November 2004, the Tennessee athletics department unveiled its master plan for Neyland Stadium to serve as a long-term solution for the issues currently facing the home of the Vols and to prepare the stadium for the next 75 years. The master plan was created in a phased approach. Each phase is independent to ensure that funding is available for each phase before it begins. There are additional phases still to be completed.

2006	Phase I: East-Side Club (425 seats)
2008	Phase II: West-Side Club (425 seats)/Press Box
2010	Phase III: West Side Terrace (1,800 seats)/Gate 21 Plaza

**Current Capacity: 102,455**



## NEYLAND STADIUM NOTES

**Stadium Attendance Record:** 109,061  
Sept. 18, 2004/Tennessee 30, Florida 28

### ■ NEYLAND FIRSTS

**First Game as Shields-Watkins Field:**  
Sept. 24, 1921  
Tennessee 27, Emory & Henry 0

**Dedication Game as Neyland Stadium:**  
Oct. 20, 1962  
Alabama 27, Tennessee 7

**First Game on Artificial Turf:**  
Sept. 14, 1968  
Tennessee 17, Georgia 17

**Final Game on Artificial Turf:**  
Nov. 27, 1993  
Tennessee 62, Vanderbilt 14

**First Night Game:**  
Sept. 16, 1972  
Tennessee 28, Penn State 21

**First Game on Restored Grass  
(Tifway 419, Bermuda Hybrid):**  
Sept. 17, 1994  
Florida 31, Tennessee 0

### ■ ALL ABOUT SUCCESS

**Tennessee Success at Home:**  
In 96 seasons, the Vols are 460-124-17 at home, a winning percentage of .780.

**Consecutive Home Wins:**  
30, beginning Dec. 8, 1928, with a 13-12 win against Florida and ending Oct. 21, 1933, with a 12-6 loss to Alabama.

**Consecutive Home Games Without a Loss:**  
55, beginning Oct. 3, 1925, with a 51-0 victory against Emory & Henry, and ending Oct. 21, 1933 with a 12-6 loss to Alabama.

**Consecutive Home Losses:**  
4, beginning Nov. 13, 1954, with a 14-0 loss to Florida and ending Oct. 8, 1955, with a 13-0 win against Chattanooga; beginning Sept. 10, 1988, with a 31-26 loss to Duke and ending Nov. 5, 1988, with a 10-7 win against Boston College.

**Winning Seasons:**  
Tennessee has had 85 winning seasons in 96 years at Shields-Watkins Field, including 36 undefeated years at home. The last team to go undefeated at home was the 2007 squad, that finished 7-0 at Neyland Stadium.

## LARGEST STADIUMS

Facility	Capacity	Facility	Capacity
1. Michigan Stadium Michigan	107,601	6. Tiger Stadium LSU	102,321
2. Beaver Stadium Penn State	106,572	7. Bryant-Denny Stadium Alabama	101,821
3. Ohio Stadium Ohio State	102,854	8. DKR-Texas Memorial Stadium Texas	100,119
4. Kyle Field Texas A&M	102,733	9. Sanford Stadium Georgia	92,746
5. Neyland Stadium Tennessee	102,455	10. Rose Bowl UCLA	91,136

## THE MASTER PLAN

Completed prior to the the 2010 football season, the Neyland Stadium Master Plan included three phases of renovations designed to upgrade the facility both functionally and aesthetically.

Phase I, completed before the 2006 season, included the expansion of the lower-north concourse near Gate 21, the addition of the East Club and infrastructure improvements to the stadium.

Phase II began after the 2007 season and includes the renovation of the lower-west concourse, improvements to the team locker room, the construction of a field-level Lettermen's room and aesthetic changes around the field, including brick work.

Phase III occurred in two parts, with part one finished for the 2009 season and part two finished in time for the

2010 season. Part one includes renovations to both the upper level and lower level west concourses, additions of elevators to the west side, improvement of the press box and sky box suites on that side and construction of a west side club level.

Part two constructed a new plaza at Gate 21, finished the lower north concourse and added brick work to the exterior of the west side.

The next phases will address the south and east sides of Neyland Stadium and are planned for future years.

The board has recognized the revised Neyland Stadium Master Plan as a single and unified project, officially outlining a path to preserve the historic facility for a second century of service to the university, community and state.

# ATTENDANCE RECORDS

## NEYLAND STADIUM ATTENDANCE SINCE 1946

Year	Games	Record	Attendance	Average	Year	Games	Record	Attendance	Average
1946	6	5-1	187,000	31,167	1984	7	4-2-1	654,602	93,515
1947	5	4-1	145,000	29,000	1985	7	5-0-2	658,690	94,099
1948	6	4-2-1	196,000	32,667	1986	7	4-3	643,317	91,902
1949	6	4-2	182,000	30,333	1987	7	6-0-1	650,753	92,965
1950	8	8-0	199,283	24,910	1988	6	1-5	551,677	91,946
1951	6	6-0	143,768	23,961	1989	7	7-0	657,419	93,917
1952	6	5-0-1	163,930	27,321	1990	7	5-2	666,540	95,220
1953	6	4-2	128,440	21,406	1991	6	6-0	578,389	96,398
1954	6	3-3	133,882	22,312	1992	6	4-2	575,544	95,924
1955	6	3-2-1	149,940	24,990	1993	7	7-0	667,280	95,326
1956	6	6-0	199,906	33,318	1994	6	4-2	573,821	95,637
1957	5	4-1	175,404	35,081	1995	7	7-0	662,857	94,694
1958	6	2-4	175,380	29,230	1996	6	5-1	632,509	105,418
1959	6	4-2	215,510	35,918	1997	6	6-0	639,227	106,538
1960	6	4-1-1	203,148	33,858	1998	6	6-0	641,484	106,914
1961	6	5-1	199,265	33,211	1999	7	7-0	747,870	106,839
1962	6	4-2	195,661	32,610	2000	6	5-1	645,567	107,595
1963	6	3-3	180,846	30,141	2001	6	5-1	641,059	106,843
1964	5	2-3	190,754	38,150	2002	7	4-3	746,936	106,705
1965	6	5-0-1	251,708	41,951	2003	7	6-1	735,269	105,038
1966	6	5-1	272,826	45,471	2004	7	5-2	746,507	106,644
1967	5	5-0	268,443	53,689	2005	6	3-3	645,558	107,593
1968	6	5-0-1	373,550	62,258	2006	7	5-2	740,521	105,789
1969	5	5-0	293,479	58,696	2007	7	7-0	727,426	103,918
1970	6	6-0	373,991	62,332	2008	7	4-3	710,136	101,448
1971	7	6-1	420,511	60,073	2009	8	6-2	793,760	99,220
1972	6	5-1	409,188	68,198	2010	7	4-3	698,465	99,781
1973	6	5-1	417,818	69,636	2011	8	5-3	757,136	94,642
1974	7	5-1-1	478,562	68,366	2012	7	4-3	629,752	89,965
1975	7	5-2	507,677	72,525	2013	7	4-3	669,087	95,584
1976	7	3-4	564,922	80,703	2014	7	4-3	698,276	99,754
1977	7	4-3	582,979	83,283	2015	7	5-2	704,088	100,584
1978	7	4-2-1	586,502	83,786	2016	7	6-1	706,776	100,968
1979	6	5-1	512,139	85,357	2017	7	3-4	670,454	95,779
1980	7	2-5	659,190	94,170	<b>72 Years</b>	<b>456</b>	<b>335-109-12</b>	<b>34,229,365</b>	<b>75,064</b>
1981	6	6-0	558,996	93,166					
1982	6	5-1	561,102	93,517					
1983	7	4-3	659,059	94,151					

## ■ LARGEST NEYLAND STADIUM GAME ATTENDANCE

1. Sept. 18, 2004	Florida	109,061	6. Oct. 8, 2005	Georgia	108,470
2. Sept. 16, 2000	Florida	108,768	7. Sept. 2, 2000	Southern Miss.	108,064
3. Sept. 21, 2002	Florida	108,722	8. Sept. 27, 2003	South Carolina	107,881
4. Sept. 5, 2004	UNLV	108,625	9. Oct. 2, 2004	Auburn	107,828
5. Sept. 29, 2001	LSU	108,472	10. Nov. 9, 2002	Miami (Fla.)	107,745



A Neyland Stadium-record crowd of 109,061 erupted along with the UT sideline when James Wilhoit nailed a 50-yard field goal to beat Florida in 2004.



## TRADITIONS


### ■ PRIDE OF THE SOUTHLAND BAND

The University of Tennessee band was organized immediately after the Civil War when the school reopened. Since then, the enrollment in the band program has grown to more than 400 students (in all bands) from all colleges of the University.

The 300-member "Pride of the Southland" Band appears at all home football games and most out-of-town games before more than 850,000 spectators plus millions more on television.

With the exception of 2013, the Pride of the Southland has represented the state of Tennessee for each Presidential Inauguration since 1965. The band has also made more than 40 bowl appearances, including the Sugar Bowl, Astro Bluebonnet Bowl, Citrus Bowl, Gator Bowl, Hall of Fame Bowl, Garden State Bowl, Sun Bowl, Liberty Bowl, Peach Bowl, Fiesta Bowl, Cotton Bowl, Orange Bowl, and the Rose Bowl.

When the UT Marching Band takes the field, the crowd reaction truly indicates that it is not only the Pride of Tennesseans, but the "Pride of the Southland."



### ■ THE VOL WALK

Head coach Johnny Majors and his team performed the first "Vol Walk" into Neyland Stadium before the Alabama game on Oct. 20, 1990. They marched from Gibbs Hall down Yale Avenue (now Peyton Manning Pass) and Stadium Drive (now Phillip Fulmer Way) into Neyland Stadium about two hours before kickoff.

In 1989, the team walked unofficially to the games from Bill Gibbs Dormitory. That phenomenon caught on with fans. However, the first publicized and announced Vol Walk did not take place until the Alabama game in 1990.

Nearly 30 years later, the Vols have maintained the tradition of greeting fans as they make their way to the locker rooms and prepare for the game.

### ■ THE POWER T

The famed letter "T" debuted on Tennessee's helmets in 1964 as Doug Dickey assumed the coaching reins. Johnny Majors had the "T" slightly redesigned when he was named head coach in 1977.

Dickey also brought another Tennessee tradition to life when he started the Vols running through a giant "T" formed by the band. The tradition began on Sept. 18, 1965, versus Army.



### ▶ THE SIGN

The wooden sign carved in the shape of the state of Tennessee inscribed with the words "I will give my all for Tennessee today" has been in the Vols' locker room at home and on the road since Bill Battle's coaching tenure in 1970.



### ▶ NEYLAND'S MAXIMS

1. The team that makes the fewest mistakes will win.
2. Play for and make the breaks and when one comes your way -- SCORE.
3. If at first the game or the breaks go against you, don't let up -- put on more steam.
4. Protect our kickers, our QB, our lead and our ball game.
5. Ball, oskie, cover, block, cut and slice, pursue and gang tackle -- for this is the WINNING EDGE.
6. Press the kicking game. Here is where the breaks are made.
7. Carry the fight to our opponent and keep it there for 60 minutes.



## THE CHECKERBOARD

The unique design accompanied coach Doug Dickey's arrival in 1964 when the Vols played Boston College on Oct. 10. The colorful and popular end zones were a part of Tennessee football until 1968 when the natural sod was dug out and artificial turf was put in its place. The tradition was reinstated with the new artificial turf in 1989 and has continued with the transformation to natural grass in 1994. The checkerboard end zones also now appear at Thompson-Boling Arena.

## ORANGE & WHITE

The colors Orange and White were selected by Charles Moore, a member of the first football team in 1891, and later were approved by a vote of the student body. The colors were those of the common American daisy which grew in profusion on The Hill. Tennessee players did not appear in the now-famous Orange jerseys until the season opening game in 1922. Coach M.B. Banks' Vols won that game over Emory and Henry by a score of 50-0.

## ROCKY TOP

Felice and Boudleaux Bryant's "Rocky Top," — written in 10 minutes at the Gatlinburg Inn in 1967 — has captured the fancy of Vol fans everywhere and is a much-requested and much-played song at UT sporting events. First performed as part of a halftime country music show at the 1972 Tennessee-Alabama game, the song attracted so much attention and is so beloved that long-time UT band director WJ Julian said that not playing it would cause a mutiny among Vol fans.

It's been described as "simplistic and clever," with five basic chords and title being repeated 19 times. Yet opposing coaches have mentioned the influence and impact of "Rocky Top" on their teams and their game preparations.

There have been more than 100 renditions of "Rocky Top" by individuals, country groups, bluegrass and even East Tennessee rock groups. "Rocky Top" was adopted as an official song of the state of Tennessee by Chapter 545 of the Public Acts of 1982.

## THE SMOKEYS

Smokey	(1953-1954)
Smokey II	(1955-1964)
Smokey III	(1965-1977)
Smokey IV	(1978-1979)
Smokey V	(1980-1983)
Smokey VI	(1984-1991)
Smokey VII	(1992-1994)
Smokey VIII	(1995-2003)
Smokey IX	(2004-2012)
Smokey X	(2013-)



## SMOKEY

After a student poll sponsored by the Pep Club revealed a desire to select a live mascot for the University, the Pep Club held a contest in 1953 to select a coonhound, a native breed of the state, as the mascot. Announcements of the contest in local newspapers read, "This can't be an ordinary hound. He must be a 'Houn' Dog' in the best sense of the word."

The late Rev. Bill Brooks entered his prize-winning blue tick coonhound, "Brooks' Blue Smokey," in the contest. At halftime of the Mississippi State game that season, the dogs were lined up on the old cheerleaders' ramp at Shields-Watkins Field. Each dog was introduced over the loudspeaker and the student body cheered for their favorite, with "Blue Smokey" being the last hound introduced. When his name was called, he barked, the students cheered and Smokey threw his head back and barked again. This kept going until the stadium was in an uproar and UT had found its mascot. Rev. Brooks supplied UT with the line of canines until his death in 1986 when his wife, Mildred, took over the caretaking role. She did so until 1994, when her brother and sister-in-law, Earl and Martha Hudson of Knoxville, took over responsibility for Smokey VII and eventually Smokey VIII, with Smokey IX carried the banner from 2004-12. Mrs. Brooks died in July 1997.

One of the most beloved figures in the state, Smokey is famous for leading the Vols out of the giant "T" prior to each home game. The dogs have led exciting lives. Smokey II was dognapped by Kentucky students in 1955 and later survived a confrontation with the Baylor Bear at the 1957 Sugar Bowl. Smokey VI, who suffered heat exhaustion in the 140-degree temperatures at the 1991 UCLA game, was listed on the Vols injury report until he returned later in the season. Smokey III compiled a 105-39-5 record and two SEC Championships. Smokey VI, who passed away in 1991, was on the sidelines for three SEC Championships. Smokey VIII is the winningest Smokey, having compiled a record of 91-22 (.805), with two SEC titles and the 1998 National Championship.

Smokey X was introduced at Homecoming 2012 and began his duties in 2013.

## VOL NAVY

Former Vol broadcaster George Mooney found a quicker way to get to Neyland Stadium in 1962 other than fighting the Knoxville traffic. Mooney navigated his little runabout down the Tennessee River to the stadium and spawned what would later become the "Vol Navy." Tennessee and Washington are the only institutions with football stadiums adjacent to bodies of water.



## ■ WHAT IS A VOLUNTEER?

Not your run of the mill school nickname, the proud legacy of the Volunteer calls Tennessee student-athletes to compete at an elevated standard when the stakes are highest. A Volunteer is the bravest breed of human from the boldest nation on Earth, fiercely proud to call Tennessee home whether the battle lies within its borders or in a land far away.

### THE FIRST VOLUNTEERS

In the aftermath of the Declaration of Independence, Americans were determined to create a nation that was free of the evils that had required them to resort to revolution. Among these was the fear of a large standing army. Such a force could be used to impose the will of an evil monarch and was therefore a threat to individual liberties. Instead, they would rely upon a volunteer army, citizen soldiers who would be called into service at times of crisis to serve their country.

When the people who would later be known as Tennesseans were first asked to volunteer for such an army, they had been living along the upper tributaries of the Tennessee River, near modern day Elizabethton. The call went out for volunteers to gather at Sycamore Shoals in September 1780 and march across the Smoky Mountains to meet this British threat. When finally assembled, the volunteers totaled almost 1,000 men, virtually the entire fighting force of the settlements. These "Overmountain Men" defeated the British at King's Mountain to turn the tide of the war in favor of the fledgling nation.

The tradition of the Tennessee Volunteer was thus already initiated when, in the War of 1812, the nation once again went to war. As they had done over 30 years before, Tennesseans responded enthusiastically. Instead of the 3,500 troops requested, 25,000 Tennesseans joined, participating in battles from the Canadian border to the Gulf of Mexico.

### OLD HICKORY

Earlier in the War of 1812 the British torched Washington. The Tennessee Volunteers made sure New Orleans would suffer no such fate. Under future President Andrew "Old Hickory" Jackson at the Battle of New Orleans, Tennessee Volunteers took part in the greatest victory of the war when they helped to defeat an army of crack British regulars. Facing more than twice their number, the Tennessee Volunteers joined a New Orleans militia, a group of former Haitian slaves fighting as free men and a band of outlaws headed by the notorious

ANDREW JACKSON

pirate Jean Lafitte. Thanks in no small part to the deadly Volunteer riflemen of Tennessee, the U.S. took a lopsided victory where more than 2,000 British were killed or wounded compared to eight killed and 13 wounded on the American side.

Jacob Hartsell, a captain in the 2nd East Tennessee militia, was among the Tennesseans who took part in the battle. He was so inspired by his fellow Tennesseans that he wrote a heroic poem in their honor. Entitled "The Brave Volunteer," this poetic journal entry is the earliest known written reference to Tennesseans as Volunteers.

### VOLUNTEERS AT THE ALAMO

Two decades later, Tennesseans advanced their reputation as volunteers when, unsolicited, several hundred made the journey south to assist the Texans in their war for independence from Mexico. The best known of these was David Crockett. His already legendary status was only enhanced by his dramatic death at the Alamo in 1836.

But before the Alamo fell, 33 Tennesseans, the largest number of defenders provided by any state — nearly four times as many as from Texas — kept Mexican General Santa

Anna's overwhelming army at bay for 13 days against unbelievable odds. On March 6, 1836, the brave Tennessee Volunteers and the other Alamo defenders were overrun and breathed their last.

However, the crucial days the Volunteers slowed down the Mexican army gave another Tennessean, Sam Houston, enough time to gallop through Texas raising an army to defend what would become the Lone Star State. This army defeated Santa Anna in no small part because of

the contributions of Tennessee's Volunteers. There can be no doubt Texas owes a great debt of gratitude for its statehood to the fierce men from Tennessee.

### TENNESSEE ... THE VOLUNTEER STATE

But Tennessee's status as the "Volunteer State" was solidified 10 years later when the United States War Department called for volunteers in the War with Mexico. Moving quickly to meet their allotted quota of 2,800 recruits, state officials were overwhelmed by 30,000 volunteers.

It was during the Spanish-American War that the students of the University of Tennessee began to lay official claim to the Volunteer nickname for themselves. In 1897, the student yearbook was christened, The Volunteer.

In 1902, the Atlanta Constitution used the term "Volunteers" to describe the football team when recounting a game between UT and Georgia Tech. However, the university sports teams continued to operate without an official nickname until 1905. In March of that year an article in the Knoxville Journal announced a nickname had been chosen.

"One of the admirers of the old school has suggested 'the Volunteers,'" the newspaper reported. In classic understatement the report concludes, "The name sounds good, and it is likely that it will stick."

### THE VOLUNTEER SPIRIT

There have been other men who symbolized the indomitable Tennessee Volunteer spirit on and off the field of battle. One of the most famous proved to be Alvin York in World War I. York was drafted and nearly single-handedly captured 132 Germans, took out about 35 machine guns which had been decimating his battalion and killed no fewer than 25 of the enemy, according to officers' reports. Indeed, Marshall Ferdinand Foch said of York's heroism, "What you did was the greatest thing accomplished by any private soldier of all the armies of Europe."

Humbly, the reluctant hero returned home to Tennessee as the toast of the nation. Yet York wasn't interested in celebrity or cashing in on his fame, saying, "This uniform ain't for sale."

Tennessee Volunteers took part in every theater of World War II, whether helping secure the deadly beaches of Normandy to working in their own backyard in Oak Ridge on The Manhattan Project and the atomic bomb that brought an end to war in the Pacific.

Not every Volunteer story was forged in wartime. Part of the Volunteer legend deals with self-sacrifice for the good of others. Take Tennessee train engineer Casey Jones, for instance. Steaming full-bore in the early morning in Vaughan, Miss., in 1900, Jones saw boxcars in the distance on the tracks in front of him. When it became apparent the passenger train he was driving was destined for a catastrophic collision, Jones was faced with a desperate choice — he could jump out of the engine and save his life before the crash or he could stay in the engine and try to slow the train enough to save more passengers' lives. After ordering his fireman to jump from the racing locomotive and save himself, Jones died that day saving dozens of lives in an amazing display of self-sacrifice. But his story and heroism live in the ballad devoted to the Tennessean who saved so many lives that day in his casket of splintered wood and twisted steel.

The legend of the Tennessee Volunteer also applies to great minds who create items of great cultural value in interesting ways. The first constitution ever written by white men in America was drafted in 1772 by the Watuga Association near present day Elizabethton. Take the example of the Cherokee silversmith Sequoyah, the only known man in the history of the world to single-handedly create an alphabet, the first written language for a Native American people.

Similarly, Tennessean Alex Haley became one of America's most famous authors after recounting the experience of African-Americans in his highly-acclaimed "Roots." Haley chose to make his home in Norris, just a short drive from the University of Tennessee.

Every time since the nation's birth to this very day, when the U.S. needs an extraordinary effort to brush back the dark curtain of hopelessness, the Tennessee Volunteers are called. The bravery, heroism, wisdom and ferocity of the Volunteers place them on a pedestal of great American legends.

— by Nathan Kirkham,  
Rockwood, Tenn.



DAVY CROCKETT





1997 CHEVROLET  
"OFFENSIVE PLAYER OF THE YEAR"  
PEYTON MANNING  
UNIVERSITY OF TENNESSEE

SEC

1997  
EASTERN FOOTBALL  
UNIVERSITY OF ALABAMA  
UNIVERSITY OF ARIZONA  
UNIVERSITY OF ARKANSAS  
UNIVERSITY OF CALIFORNIA  
UNIVERSITY OF COLORADO  
UNIVERSITY OF FLORIDA  
UNIVERSITY OF GEORGIA  
UNIVERSITY OF KENTUCKY  
UNIVERSITY OF LOUISIANA  
UNIVERSITY OF MISSISSIPPI  
UNIVERSITY OF MISSOURI  
UNIVERSITY OF NEBRASKA  
UNIVERSITY OF NORTH CAROLINA  
UNIVERSITY OF NORTH DAKOTA  
UNIVERSITY OF OHIO  
UNIVERSITY OF OKLAHOMA  
UNIVERSITY OF SOUTH CAROLINA  
UNIVERSITY OF TENNESSEE  
UNIVERSITY OF TEXAS  
UNIVERSITY OF VIRGINIA  
UNIVERSITY OF WISCONSIN  
UNIVERSITY OF WYOMING  
VANDERBILT UNIVERSITY

WESTERN  
UNIVERSITY OF ALABAMA  
UNIVERSITY OF ARIZONA  
UNIVERSITY OF ARKANSAS  
UNIVERSITY OF CALIFORNIA  
UNIVERSITY OF COLORADO  
UNIVERSITY OF FLORIDA  
UNIVERSITY OF GEORGIA  
UNIVERSITY OF KENTUCKY  
UNIVERSITY OF LOUISIANA  
UNIVERSITY OF MISSISSIPPI  
UNIVERSITY OF MISSOURI  
UNIVERSITY OF NEBRASKA  
UNIVERSITY OF NORTH CAROLINA  
UNIVERSITY OF NORTH DAKOTA  
UNIVERSITY OF OHIO  
UNIVERSITY OF OKLAHOMA  
UNIVERSITY OF SOUTH CAROLINA  
UNIVERSITY OF TENNESSEE  
UNIVERSITY OF TEXAS  
UNIVERSITY OF VIRGINIA  
UNIVERSITY OF WISCONSIN  
UNIVERSITY OF WYOMING

EASTERN  
UNIVERSITY OF ALABAMA  
UNIVERSITY OF ARIZONA  
UNIVERSITY OF ARKANSAS  
UNIVERSITY OF CALIFORNIA  
UNIVERSITY OF COLORADO  
UNIVERSITY OF FLORIDA  
UNIVERSITY OF GEORGIA  
UNIVERSITY OF KENTUCKY  
UNIVERSITY OF LOUISIANA  
UNIVERSITY OF MISSISSIPPI  
UNIVERSITY OF MISSOURI  
UNIVERSITY OF NEBRASKA  
UNIVERSITY OF NORTH CAROLINA  
UNIVERSITY OF NORTH DAKOTA  
UNIVERSITY OF OHIO  
UNIVERSITY OF OKLAHOMA  
UNIVERSITY OF SOUTH CAROLINA  
UNIVERSITY OF TENNESSEE  
UNIVERSITY OF TEXAS  
UNIVERSITY OF VIRGINIA  
UNIVERSITY OF WISCONSIN  
UNIVERSITY OF WYOMING

UNIVERSITY OF TENNESSEE  
1997 CHAMPIONS

HONORS



# COLLEGE FOOTBALL HALL OF FAME



With the induction of Peyton Manning on Dec. 5, 2017, Tennessee will have 24 Vols in the National Football Foundation and College Hall of Fame. Among those 24 individuals, Bobby Dodd and Bowden Wyatt were inducted as both players and coaches. Johnny Majors, who coached the Vols from 1977-92, is in the Hall for his prowess as a tailback.

A 25th former Vol is also in the Hall. Joe Steffy, who excelled at Army in the 1940's, lettered as a freshman at Tennessee in 1944 before transferring to West Point.



**JOE STEFFY**

## UT MEMBERS IN THE HALL

Year	Name	Position	Yrs. Played
1954	Gene McEver	Halfback	1928-29, 31
1955	Beattie Feathers	Back	1931-33
1956	Robert R. Neyland	Coach	1926-34, 36-40
			46-52
1959	Herman Hickman	Guard	1929-31
	Bobby Dodd	Quarterback	1928-30
1961	Bob Suffridge	Guard	1938-40
1967	Nathan Dougherty	Tackle	1906-09
1969	George Cafego	Quarterback	1938-39
1972	Bowden Wyatt	End	1936-38
1981	Hank Lauricella	Tailback	1949-51
1985	Doug Atkins	Tackle	1950-52
1987	Johnny Majors	Tailback	1954-56
1989	Bob Johnson	Center	1965-67
1990	Ed Molinski	Guard	1938-40
1993	Steve DeLong	Guard	1962-64
	Bobby Dodd	Coach at Georgia Tech	
1996	John Michels	Guard	1950-52
1997	Bowden Wyatt	Coach	1955-62
1999	Steve Kiner	Linebacker	1967-69
2002	Reggie White	Def. Tackle	1980-83
2003	Doug Dickey	Coach	1964-69
2004	Frank Emanuel	Linebacker	1963-65
2006	Chip Kell	Guard	1968-70
2012	Phillip Fulmer	Coach	1992-08
2017	Peyton Manning	Quarterback	1994-97

## TENNESSEE IN THE COLLEGE FOOTBALL HALL OF FAME

### ■ STUDENT-ATHLETES



#### GENE McEVER

HALFBACK • ELECTED 1954  
BRISTOL, VA.

Full name: Eugene Tucker McEver ... Tennessee's first All-America selection (1929) ... NCAA scoring champion in 1929 with 130 points ... All-Southern selection 1928-29, 31 ... 98-yard

kickoff return to open the 1928 Alabama game brought Tennessee national prominence as Vols upset Crimson Tide 15-13 ... Born: September 15, 1908 ... Died: July 12, 1985.



#### BEATTIE FEATHERS

HALFBACK • ELECTED 1955  
BRISTOL, VA.

Full name: William Beattie Feathers ... All-America selection and SEC MVP in 1933 ... All-Southern selection in 1932 ... Had memorable punting duel with Alabama's John Cain in

the rain at Birmingham in 7-3 Vol win in 1932 ... Holds NFL record for yards per carry (9.9 in 1934) ... Had a 65-yard punt return in Vols' 13-0 win over NYU in 1931 Charity Bowl ... Born: August 20, 1909 ... Died: March 10, 1979.




#### HERMAN HICKMAN

GUARD • ELECTED 1959  
JOHNSON CITY

Full name: Herman Michael Hickman Jr. ... Helped push UT into national prominence with performance in 1931 Charity Bowl game, earning All-America honors ... Assistant coach at

Army under Red Blaik and became first non-Yale alumnus to coach at New Haven ... Writer on first staff of Sports Illustrated ... Wrestled under the name "Tennessee Terror." ... Born: October 1, 1911 ... Died: April 25, 1958.



#### BOBBY DODD

QUARTERBACK  
ELECTED 1959 (PLAYER)  
ELECTED 1993 (COACH)  
KINGSPOUR

Full name: Robert Lee Dodd ... Part of "Hack, Mack and Dodd" backfield ... Compiled a record of 27-1-2

during his time on the Hill ... All-America selection in 1930 ... Named to Citizens Savings Athletic Hall of Fame ... Coached at Georgia Tech from 1947-66 ... Georgia Tech Stadium named Bobby Dodd Stadium at Grant Field ... Born: November 11, 1908 ... Died: June 21, 1988.



#### BOB SUFFRIDGE

GUARD • ELECTED 1961  
KNOXVILLE

Full name: Robert Lee Suffridge ... Tennessee's only three-time All-America selection ... Played on UT teams which went 31-2 from 1938-40 ... Won Knute Rockne Memorial

Trophy in 1940 as nation's most outstanding collegiate lineman ... Selected to All-Time All-SEC Team (1933-82) ... Born: March 16, 1916 ... Died: March 3, 1974.



#### NATHAN DOUGHERTY

GUARD • ELECTED 1967  
SCOTT CO., VA.

Full name: Nathan Washington Dougherty ... All-Southern selection in 1907 and 1908 ... All-Time FWAA Southeast Area All-Time Team (1869-1919) ... Dean of College

of Engineering and Chairman of UT Athletics Board ... Responsible for hiring Gen. Neyland as head football coach ... Born: March 23, 1886 ... Died: May 18, 1977.



## GEORGE CAFEGO

TAILBACK • ELECTED 1969  
SCARBRO, W. VA.

Full name: George Cafego ... All-America and All-SEC selection in 1938-39 ... Seventh in 1938 Heisman balloting and fourth in 1939 ... SEC Player of the Year in 1938 ...

Coached backfield and kickers at Tennessee from 1955-63, coached scout and B squad 1964-73 and kickers 1974-84 ... Nicknamed "Bad News" ... Born: August 30, 1915 ... Died: Feb. 9, 1998.



## BOWDEN WYATT

END • ELECTED 1972 (PLAYER)  
KINGSTON

Full name: C. Bowden Wyatt ... Captain and leader of 1938 Tennessee team that went 11-0 with Orange Bowl victory over Oklahoma ... All-America and All-SEC selection

in 1938 ... Kicked extra points and field goals as well as duties at defensive end ... Spurned chance at Hollywood riches to pursue coaching career ... Born: Nov. 3, 1917 ... Died: Jan. 21, 1969.




## HANK LAURICELLA

TAILBACK • ELECTED 1981  
HARAHAN, LA.

Full name: Francis Edward Lauricella ... All-America in 1951 and All-SEC in 1950-51 ... Second in 1951 Heisman vote ... Had memorable 75-yard run in 1951 Cotton Bowl game against

Texas to set up Vols' first score ... One of three New Orleans natives to earn All-America honors at Tennessee ... Elected to Louisiana State House and Senate ... Born: Oct. 9, 1930 ... Died: March 25, 2014 in New Orleans.




## DOUG ATKINS

END • ELECTED 1985  
HUMBOLDT

Full name: Douglas Leon Atkins ... All-America selection in 1952 and All-SEC in 1951-52 ... Played professionally at Cleveland, Chicago and New Orleans ... One of two Vol players (the other

is Reggie White) in both the College and Professional Hall of Fame ... FWAA SEC Player of the Quarter Century (1950-74) ... Selected to All-Time All-SEC Team (1933-82) ... Born: May 8, 1930 ... Died: Dec. 30, 2015



## JOHNNY MAJORS

TAILBACK • ELECTED 1987  
HUNTLAND

Full name: John Terrill Majors ... Two-time SEC Player of the Year (1955-56) ... All-America 1956 and All-SEC 1955-56 ... Runner-up in 1956 Heisman Trophy race ... Head coach

at Iowa, Pittsburgh, Tennessee and Pittsburgh, winning 1976 national championship ... Nicknamed "Drum" ... Born: May 21, 1935 ... Currently resides in Knoxville.



## BOB JOHNSON

CENTER • ELECTED 1989  
CLEVELAND

Full name: Robert Douglas Johnson ... One of most awarded Vols ever ... 1966-67 All-America and Academic All-America in 1967... Captain of 1967 team ... Won National Football

Foundation Post-graduate Scholarship in 1967 ... No. 1 draft choice of Cincinnati Bengals in 1968 ... Named to SEC Quarter Century team in 1974 ... Born: August 19, 1946 ... Resides in Cincinnati.




## ED MOLINSKI

GUARD • ELECTED 1990  
MASSILLON, OHIO

Full name: Edward Michael Molinski ... All-America in 1939-40 as outstanding two-way player ... All-SEC in 1939... Part of Vol defense which held 10 regular-season

opponents scoreless in 1939 ... Became prominent physician in Memphis after graduation and served as team doctor for Mississippi State and Memphis State ... Born: Aug. 20, 1917 ... Died: June 26, 1986.




## STEVE DeLONG

MIDDLE GUARD • ELECTED 1993  
NORFOLK, VA.

Full name: Stephen Cyril DeLong ... Two-time All-America (1963-64) ... Captain of 1964 team and won Outland Trophy as nation's outstanding interior lineman ...

Dominated middle and led critical goal-line stand in 1964 LSU-Tennessee game ... Son, Keith, was All-America linebacker and team captain in 1988 ... Born: July 3, 1943 ... Died Aug. 18, 2010.



## JOHN MICHELS

OFFENSIVE GUARD • ELECTED 1996  
PHILADELPHIA, PA.

Full name: John J. Michels ... All-America linebacker in 1952 and an All-SEC selection in 1951 and 1952 ... Played on teams which compiled

a 27-4-1 record ... Could pull or straight ahead block with the best in Tennessee history ... Coached Minnesota Vikings for 27 years and was in four Super Bowls ... Born: Feb. 15, 1931 ... Currently resides in Gatlinburg.



## STEVE KINER

LINEBACKER • ELECTED 1999  
TAMPA, FLA.

Full name: Steven Albert Kiner ... A two-time All-America and All-SEC selection (1968-69) and named SEC "Sophomore of the Year" in 1967 ... Doug Dickey once said that he was

faster than most of the running backs he played against ... Bear Bryant said he was "the best in this league since Lee Roy Jordan played for us" ... Born: June 12, 1947 ... Currently resides in Carrollton, Ga.



**REGGIE WHITE**  
DEFENSIVE END • ELECTED  
2002  
**CHATTANOOGA**

Full name: Reginald Howard White  
... Nicknamed the "The Minister of Defense" because he was an ordained minister ... One of two

Vol players (the other is Doug Atkins) in both the College and Professional Hall of Fame ... 1983 All-America and Lombardi Award finalist ... School record 32 career sacks from 1980-83, a mark that currently ranks second ... Retired as the NFL's all-time sack leader with 198 ... Named to the NFL's All-Decade Teams of the 1980 and 1990s, the 75th Anniversary Team ... Voted first-team All-Pro 10 times... Born: Dec. 19, 1961 ... Died: Dec. 26, 2004



**FRANK EMANUEL**  
LINEBACKER • ELECTED 2004  
**NEWPORT NEWS, VA.**

Full name: Thomas Franklin Emanuel  
... Earned consensus All-America and First Team All-SEC honors in 1965 ... Helped Tennessee's defense set the school record for points

allowed in a season with 98 in 1965 ... Also a member of the Tennessee Sports Hall of Fame and the Athletic Hall of Fame of the Lower Peninsula of Virginia ... Born: Dec. 4, 1942 ... Currently resides in Tampa, Fla.



**CHIP KELL**  
GUARD • ELECTED 2006  
**DECATUR, GA.**

Full name: Curtis Cliff Kell ... Two-time first team All-America selection and three-time All-SEC pick ... Two-time winner of the Jacobs Blocking Trophy ... 1970 Lombardi Award

finalist ... Led Vols to 1969 SEC title and a 11-1 record in 1970 ... UT went 28-5-1 in his three seasons ... Played professionally in Canadian Football League ... Born: March 10, 1949 ... Currently resides in Cohutta, Ga.



**PEYTON MANNING**  
QUARTERBACK • ELECTED 2017  
**NEW ORLEANS, LA.**

Full name: Peyton Williams Manning  
... 1997 consensus first-team All-America, 1996 AP and Football News third-team All-America and two-time All-SEC selection ... 1997

winner of the William V. Campbell Trophy, the Davey O'Brien Award, the Johnny Unitas Award, the NCAA QB of the Year award, the Maxwell Award, the James E. Sullivan Award, the Today's Top VIII Award and SEC Player of the Year ... Led the Vols to a 30-29 win over Auburn in the 1997 SEC Championship, earning MVP honors ... Is the Vols' all-time leader in passing yards (11,201), wins by a quarterback (39), 300-yard games (18), passing touchdowns (89), pass attempts (1,381) and pass completions (863) ... His 11,020 total yards of offense, 10 games of 300 passing yards, 22 home wins and 13 road wins are also Tennessee records ... Enjoyed one of the greatest NFL careers of all-time, posting 200 wins (regular season and postseason, four Super Bowl appearances, and wins in Super Bowl XLI and Super Bowl 50 ... The five-time NFL MVP retired as the league's all-time leader in passing yards (71,940), passing touchdowns (539), game-winning drives (56), fourth-quarter comebacks (45) and regular-season wins (186, tied with Brett Favre) Born: March 24, 1976... Currently resides in Denver, Colo.

## COACHES



**GENERAL ROBERT R. NEYLAND**

HEAD COACH  
ELECTED 1956  
**GREENVILLE, TEXAS**

Full name: Robert Reese Neyland

... Had three successful tenures as head coach at Tennessee, 1926-34, 1936-40 and 1946-52 ... SEC Coach of the Year 1936, 1938, 1950 and 1951 ... Teams won national championships in 1938, 1940, 1950 and 1951 ... Career record was 173-31-12 ... Won Southern Conference titles in 1927 and 1932 and SEC titles in 1938, 1939, 1940, 1946 and 1951 ... Teams had 112 shutouts in 216 games ... Teams were characterized by efficient single-wing offense and unyielding defense ... Born: Feb. 17, 1892 ... Died: March 28, 1962.



**BOWDEN WYATT**

HEAD COACH  
AT WYOMING (1947-52);  
AT ARKANSAS (1953-54);  
AT TENNESSEE (1955-62)  
ELECTED 1997 (COACH)  
**KINGSTON**

Full name: C. Bowden Wyatt ... Won

conference titles in three leagues, Skyline (Wyoming), Southwest (Arkansas) and SEC (Tennessee) ... 1956 National and SEC Coach of the Year ... Patterned coaching career after Gen. Neyland ... Earned absolute loyalty from his players ... Gave coin from 1938 game to 1955 captain Jim Beutel on his arrival back at Tennessee ... Had overall coaching record of 99-56-5, 49-29-4 at Tennessee ... Born: November 3, 1917 ... Died: January 21, 1969.



**DOUG DICKEY**

HEAD COACH  
AT TENNESSEE (1964-69)  
AT FLORIDA (1970-78)  
ELECTED 2003  
**VERMILLION, SOUTH DAKOTA**

Full name: Douglas A. Dickey ... Won

national championship in 1967 and two SEC crowns in 1967 and 1969 ... SEC Coach of the Year in 1965 and 67 ... Finished with a record of 46-15-4 in six seasons at UT ... Compiled a career 58-43-2 mark at Florida ... 19 players earned All-America status under his tutelage ... Served as UT's athletic director from 1985-2003 ... 2001 recipient of the Robert R. Neyland Trophy ... Born: June 24, 1932 ... Currently resides in Jacksonville, Fla.



**PHILLIP FULMER**

HEAD COACH  
AT TENNESSEE (1992-2008)  
ELECTED 2012  
**WINCHESTER**

Full name: Phillip Fulmer ... Led the

Vols to the first-ever BCS National Championship after the 1998 season, finishing with a perfect 13-0 record with a 23-16 victory over Florida State in the Fiesta Bowl ... Compiled a 152-52 career record at the helm of the Orange & White for a .744 win percentage ... Led Vols to a 45-5 record from 1995-98 ... His teams finished in the AP Top 25 in 13 of 17 seasons and appeared in 15 bowl games ... Born: Sept. 1, 1950 ... Currently resides in Knoxville.



# GENERAL ROBERT R. NEYLAND



The history and tradition of Tennessee football began under the tutelage of Gen. Robert Reese Neyland, a member of the College Football Hall of Fame. Neyland came to Tennessee as an ROTC instructor and backfield coach in 1925 and was named head football coach in 1926. From that date, Tennessee was in the college football business to stay.

Neyland's 1939 Vol team was the last to shut out each of its regular season opponents. Over the course of his career, 112 of his 216 opponents failed to score against his Tennessee teams. Tennessee still holds an NCAA record for holding opponents scoreless 71 consecutive quarters.

Neyland's teams won Southern Conference Championships in 1927 and 1932, piling up undefeated streaks of 33 and 28 games along the way, and SEC Championships in 1938, 1939, 1940, 1946 and 1951. In addition Neyland-coached teams won four national championships. The Vols were consensus national champions in 1951, won the Dunkel, Litkenhous, Boand, Houlgate and Poling National Championships in 1938, the Dunkel and Williamson crowns in 1940 and the DeVold and Dunkel crowns in 1950.

It was Gene McEver who kicked off the Neyland era with his 98-yard return of the opening kickoff in the 1928 Alabama game, a game the underdog Vols won, 15-13. Each of his succeeding eras would be highlighted by similar big plays: Johnny Butler's 56-yard run against Alabama in 1939 and Lauricella's 75-yard run against Texas in the 1951 Cotton Bowl.

Neyland's 21-year record at Tennessee was 173 wins, 31 losses and 12 ties.

Neyland, who came to Tennessee as an Army captain and left as a brigadier general, brought one of the most efficient single-wing offenses in the country to go with an unyielding defense. He was brought to the head coaching position by Dean Nathan Dougherty with a simple injunction: "Do something about the series with Vanderbilt."

After Neyland's death in 1962, the University established the Robert R. Neyland Scholarship, academic scholarships awarded to non-athletes, many of whom are National Merit Scholars. The endowment for these

scholarships now exceeds \$1.5 million and 124 students have been the beneficiary of the awards.

The thoroughfare behind the stadium's South end, once called the river road, is now named Neyland Drive. More recently, the Vol football complex on campus was named for Neyland and Knoxville businessman B. Ray Thompson.

## IS IT NEE-LAND OR NAY-LAND?

There has been continuing controversy over the pronunciation of the name N-E-Y-L-A-N-D. Here's the true story.

Charles Brakebill, former UT Vice President for Development, was a part of the Neyland Scholarship program when it started after Gen. Neyland's death.

That's when Brakebill said he learned a lesson about the Neyland name and how to pronounce it. He had apparently called the General's wife, Peg, "Mrs. NAY-land." "She stood up and raised her knee and said 'Mr. Brakebill, first thing let's do is get my name straight.' She hit her knee about three times and said, 'It's NEE-land, just like my knee.' That stuck in my mind."

## QUICK FACTS

**Born:** February 17, 1892

**Died:** March 28, 1962

**Education:** Army (1916)

**College Football:** Lineman, Army (1913-16)

**Coaching Career:** University of Tennessee (1926-34, 1936-40, 1946-52)

**Wife:** Ada "Peggy" Fitch

**Children:** Robert, Jr. and Lewis Neyland

**Coaching Honors:**

College Football Hall of Fame (Elected 1956)

SEC Coach of the Year (1936, 38, 50, 51)



## ■ NEYLAND'S YEAR-BY-YEAR RECORD

	Overall			Conference			Notes
	W	L	T	W	L	T	
<b>1926-34</b>							
1926	8	1	0	-	-	-	-
1927	8	0	1	-	-	-	Southern Conference Champions
1928	9	0	1	-	-	-	-
1929	9	0	1	-	-	-	-
1930	9	1	0	-	-	-	-
1931	9	0	1	-	-	-	New York Charity Bowl
1932	9	0	1	-	-	-	Southern Conference Champions
1933	7	3	0	5	2	0	-
1934	8	2	0	5	1	0	-
	<b>88</b>	<b>76</b>	<b>7</b>	<b>10</b>	<b>3</b>	<b>0</b>	

### 1936-40

1936	6	2	2	3	1	2	-
1937	6	3	1	4	3	0	-
1938	11	0	0	7	0	0	National Champions; SEC Champions; Orange Bowl
1939	10	1	0	6	0	0	SEC Champions; Rose Bowl
1940	10	1	0	5	0	0	National Champions; SEC Champions; Sugar Bowl
	<b>43</b>	<b>7</b>	<b>3</b>	<b>25</b>	<b>4</b>	<b>2</b>	


### 1946-52

1946	9	2	0	5	0	0	SEC Champions; Orange Bowl
1947	5	5	0	2	3	0	-
1948	4	4	2	2	3	1	-
1949	7	2	1	4	1	1	-
1950	11	1	0	4	1	0	National Champions; Cotton Bowl
1951	10	1	0	5	0	0	National Champions; SEC Champions; Sugar Bowl
1952	8	2	1	5	0	1	Cotton Bowl
	<b>54</b>	<b>17</b>	<b>4</b>	<b>27</b>	<b>8</b>	<b>3</b>	
<b>Totals</b>	<b>173</b>	<b>31</b>	<b>12</b>	<b>62</b>	<b>15</b>	<b>5</b>	

## GEN. ROBERT R. NEYLAND TROPHY

In 1967, the Knoxville Quarterback Club, seeking a way to honor Gen. Neyland's memory, established the Robert R. Neyland Memorial Trophy. This award is given annually by the Club to an outstanding man who has contributed greatly to intercollegiate athletics.

- 1967 - Nathan W. Dougherty, Tenn.
- 1967 - Herman Hickman, Yale
- 1968 - Wallace Wade, Alabama
- 1969 - Bobby Dodd, Georgia Tech
- 1970 - John Barnhill, Arkansas
- 1971 - Jess Neely, Rice
- 1972 - John Vaught, Mississippi
- 1973 - Bud Wilkinson, Oklahoma
- 1974 - Fritz Crisler, Michigan
- 1975 - Lynn "Pappy" Waldorf, Cal
- 1976 - John McKay, Southern Cal
- 1977 - Darrell Royal, Texas
- 1978 - Ralph "Shug" Jordan, Auburn
- 1979 - Frank Broyles, Arkansas
- 1980 - Bob Devaney, Nebraska
- 1981 - Ara Parseghian, Notre Dame
- 1982 - Bill Murray, Duke
- 1983 - Paul "Bear" Bryant, Alabama
- 1984 - Woody Hayes, Ohio State
- 1985 - Duffy Daugherty, Michigan St.
- 1986 - Bob Woodruff, Tennessee
- 1987 - Charles McClendon, LSU
- 1988 - LaVell Edwards, BYU
- 1989 - Vince Dooley, Georgia



- 1990 - Bo Schembechler, Michigan
- 1991 - Murray Warmath, Minnesota
- 1992 - Bobby Bowden, Florida State
- 1993 - Grant Teaff, Baylor
- 1994 - Jerry Claiborne, Kentucky
- 1995 - Dan Devine, Notre Dame

- 1996 - Hayden Fry, Iowa
- 1997 - Terry Donahue, UCLA
- 1998 - Lou Holtz, Notre Dame
- 1999 - Eddie Robinson, Grambling
- 2000 - Tom Osborne, Nebraska
- 2001 - Doug Dickey, Tennessee
- 2002 - Gene Stallings, Alabama
- 2003 - John Majors, Tennessee/Pitt
- 2004 - John Gagliardi, St. John's (MN)
- 2005 - Barry Switzer, Oklahoma
- 2006 - John Cooper, Ohio State
- 2007 - John Robinson, UNLV
- 2008 - Lloyd Carr, Michigan
- 2009 - Phillip Fulmer, Tennessee
- 2010 - Ken Sparks, Carson-Newman
- 2011 - R.C. Slocum, Texas A&M
- 2012 - Fisher DeBerry, Air Force
- 2013 - Mack Brown, Texas
- 2014 - David Cutcliffe, Duke
- 2015 - Jerry Moore, Appalachian State
- 2016 - Steve Spurrier, UF/S. Carolina
- 2017 - Frank Beamer, Virginia Tech
- 2018 - Roy Kramer, SEC commissioner

# BOWDEN WYATT



After his stellar playing days at Tennessee, Bowden Wyatt passed on the opportunity to become a movie star in Hollywood, choosing to continue his association with football in the coaching ranks.

He was an assistant coach at Mississippi State just one year after playing end for Maj. Robert R. Neyland's teams from 1936-38, and then served three years as a senior grade Lieutenant in the Navy.

Mirroring the coaching style of his mentor, Robert R. Neyland, Wyatt took the head coaching job at Wyoming in 1947. He guided the Cowboys to consecutive Skyline championships in 1949-50. Wyatt was named conference coach of the year in 1950 thanks to a 10-0 record.

He then moved to Arkansas for the 1953-54 seasons, again turning a program completely around. His second year saw him take the Hogs to an 8-3 record and a Southwest Conference championship, as well as conference coach of the year award.

But nothing could keep Wyatt away from his alma mater. He returned to coach Tennessee in 1955 and led

## QUICK FACTS

**Born:** October 4, 1917

**Died:** January 21, 1969

**Education:** University of Tennessee

**College Football:** End, Tennessee (1936-38)

**Coaching Career:**

University of Wyoming (1947-52)

University of Arkansas (1953-54)

**University of Tennessee (1955-62)**

**Wife:** Mary Allison Miller

**Children:** Mary "Missy" Gail

**Coaching Honors:**

College Football Hall of Fame (Elected 1997)

National & SEC Coach of the Year (1956)

Southwest Conference Coach of the Year (1954)

Skyline Coach of the Year (1950)

the Vols to the 1956 SEC championship while being named SEC and National Coach of the Year. He was the first UT coach to be nationally honored by the American Football Coaches Association.

Wyatt accumulated a 99-56-5 coaching record in rebuilding three programs. He won titles in three different conferences - Skyline, Southwest and SEC - and was named coach of the year in all three. He became just the third member to be inducted into the hall as both player and coach, following the footsteps of Amos Alonzo Stagg and former Vols quarterback Bobby Dodd.

As a player, Wyatt captained the Vols to an 11-0 season while playing right end on a loaded team that included Hall of Fame names such as Ed Molinski, Bob Suffridge and George Cafego. The Vols had six shutouts on the season. The final shutout capped the year with Wyatt manning the defensive line and kicking a field goal in Tennessee's 17-0 Orange Bowl victory over Oklahoma, the Vols' first official bowl game.

## ■ WYATT'S YEAR-BY-YEAR RECORD AT TENNESSEE

	Overall			Conference			Notes
	W	L	T	W	L	T	
<b>1955-62</b>							
<b>1955</b>	6	3	1	3	2	1	-
<b>1956</b>	10	1	0	6	0	0	SEC Champions; Sugar Bowl
<b>1957</b>	8	3	0	4	3	0	Gator Bowl
<b>1958</b>	4	6	0	4	3	0	-
<b>1959</b>	5	4	1	3	4	1	-
<b>1960</b>	6	2	2	3	2	2	-
<b>1961</b>	6	4	0	4	3	0	-
<b>1962</b>	4	6	0	2	6	0	-
<b>Totals</b>	<b>49</b>	<b>29</b>	<b>4</b>	<b>29</b>	<b>23</b>	<b>4</b>	



# DOUG DICKEY



## QUICK FACTS

**Born:** June 24, 1932  
**Education:** University of Florida (1954)  
**College Football:** Quarterback, Florida (1951-53)  
**Coaching Career:**  
 University of Arkansas (1957-63)  
**University of Tennessee (1964-69)**  
 University of Florida (1970-78)  
 University of Colorado (1979)  
**Wife:** Joanne Beville  
**Children:** Donald, Daniel, David, Daryl & Jaren Anne  
**Coaching Honors:**  
 College Football Hall of Fame (Elected 2003)  
 SEC Coach of the Year (1965 & 1967)

Not only did Doug Dickey reestablish an elite football program at UT, he also brought a large helping of tradition that many Vol fans now take for granted.

His teams were the first to run through the band's power 'T' formation, beginning Sept. 25, 1965, against Army. It wasn't done for style or intimidation, but rather to get from the dressing rooms on the East side of the stadium to the team's sideline on the West side of the field. Now, although the formation is not necessary, it's just as traditional as the game itself.

Dickey also put the power 'T' on the football helmets during the 1964 season and was the first to order the endzones painted in an orange and white checkerboard, beginning Oct. 10, 1964, against Boston College. The colorful checkerboard is now a UT signature that has extended to several other Vol sports.

Hall of Fame coach Doug Dickey began his ties with Tennessee as head football coach from 1964-69. His

tenure included a 46-15-4 record that took the Vols from mediocrity to national prominence in the late 1960s. Two SEC championships (1967 and 1969) were brought to Knoxville during Dickey's term as head coach and he was named SEC Coach of the Year in 1965 and 1967.

After a nine-year stint as football coach at Florida, his alma mater, Dickey returned to Tennessee as athletics director in 1985, where he served until his retirement in July of 2003.

Dickey was widely recognized as one of the nation's best, earning numerous awards for his work and molding of the UT Athletics Department.

The Tennessee Sports Hall of Fame named him Tennessean of the Year in 2000, and in 2001 Dickey was named recipient of the Neyland Trophy. He was elected to the College Football Hall of Fame in 2003.

## ■ DICKEY'S YEAR-BY-YEAR RECORD AT TENNESSEE

	Overall			Conference			Notes
	W	L	T	W	L	T	
<b>1964-69</b>							
<b>1964</b>	4	5	1	1	5	1	-
<b>1965</b>	8	1	2	3	1	2	Bluebonnet Bowl
<b>1966</b>	8	3	0	4	2	0	Gator Bowl
<b>1967</b>	9	2	0	6	0	0	National Champions; SEC Champions; Orange Bowl
<b>1968</b>	8	2	1	4	1	1	Cotton Bowl
<b>1969</b>	9	2	0	5	1	0	SEC Champions; Gator Bowl
<b>Totals</b>	<b>46</b>	<b>15</b>	<b>4</b>	<b>23</b>	<b>10</b>	<b>4</b>	

# PHILLIP FULMER



## QUICK FACTS

**Born:** Sept. 1, 1950

**Education:** University of Tennessee (1972)

**College Football:** Offensive Guard, Tennessee (1968-71)

**Coaching Career:**

**University of Tennessee (1972-73)**

Wichita State University (1974-78)

Vanderbilt University (1979)

**University of Tennessee (1980-2008)**

**Wife:** Vickey Morey

**Children:** Phillip Jr., Courtney, Brittany, Allison

**Coaching Honors:**

College Football Hall of Fame (Elected 2012)

General Robert R. Neyland Trophy (2009)

Knoxville Sports Hall of Fame (2008)

Tennessee Sports Hall of Fame (2001)

Eddie Robinson National Coach of Distinction (1999)

National & SEC Coach of the Year (1998)

AFCA Region 2 Coach of the Year (1993)

The Volunteers under Phillip Fulmer posted 152 triumphs against only 52 defeats for a winning percentage of .745. At the conclusion of his final season, no active coach with at least a decade in Division I-A had such a lofty victory rate.

His teams finished in the AP top 25 in 13 of 17 seasons and appeared in 15 bowl games. Nine Fulmer-coached squads eclipsed the 10-win mark and two others just missed with nine victories. In his final 10 seasons, Fulmer led the Vols to a 98-41 mark and played in three conference title games along with five New Year's Day bowls.

The hallmarks of his early years on Rocky Top included him joining former Nebraska legend Tom Osborne as the only coaches to lead a team to a bowl game in their first 13 years of coaching and, of course, the 1998 BCS National Championship. That season, Fulmer guided Tennessee to its sixth national championship with a perfect 13-0 record and a Tostitos Fiesta Bowl victory over Florida State. In the 17 seasons Fulmer was leading the UT program, more than 10 million fans passed through the Neyland Stadium turnstiles, helping to solidify the building's reputation as one of the true cathedrals of college football.

Fulmer led Tennessee to back-to-back SEC titles in 1997 and 1998 as well as a record of 45-5 from 1995-98 -

the most victories over a four-year span in history.

Eighteen of Fulmer's Vols earned first-team All-America honors, 70 Vols garnered first-team All-SEC acclaim, and he produced 17 first-round NFL Draft selections and had a total of 91 players selected overall.

One of the accepted measures of a program's success is position in the national polls. This, too, was a testimonial to Fulmer's sure hand at the helm. Under Fulmer, the Vols had a streak of 54 consecutive weeks ranked in the top 10 and were ranked in the national polls at game time for 169 of Fulmer's 204 games as head coach. Tennessee also didn't back down from ranked competition during the Fulmer years, posting a 44-37 record against ranked teams during his tenure.

Fulmer was announced as the Director of Athletics for the University of Tennessee on Dec. 1, 2017, after serving as the special advisor to University of Tennessee President Joe DiPietro for community, athletics and university relations since June 20, 2017.

Six days after taking the reigns of the athletic department of his alma mater, Fulmer hired Jeremy Pruitt as the Vols' 26th head coach in the storied program's history.

## ■ FULMER'S YEAR-BY-YEAR RECORD AT TENNESSEE

	Overall			Conference			Notes
	W	L	T	W	L	T	
<b>1992-2008</b>							
<b>1992*</b>	4	0	0	2	0	0	-
<b>1993</b>	10	2	0	7	1	0	Tied for first in the SEC East
<b>1994</b>	8	4	0	5	3	0	-
<b>1995</b>	11	1	0	7	1	0	Finished third in the AP rankings
<b>1996</b>	10	2	0	7	1	0	-
<b>1997</b>	11	2	0	7	1	0	SEC Champions
<b>1998</b>	13	0	0	8	0	0	National BCS Champions and SEC Champions
<b>1999</b>	9	3	0	6	2	0	-
<b>2000</b>	8	4	0	5	3	0	-
<b>2001</b>	11	2	0	7	1	0	Won SEC East, Finished fourth in the AP rankings
<b>2002</b>	8	5	0	5	3	0	-
<b>2003</b>	10	3	0	6	2	0	Tied for SEC East Title
<b>2004</b>	10	3	0	7	1	0	Led UT to 13th straight bowl appearance
<b>2005</b>	5	6	0	3	5	0	-
<b>2006</b>	9	4	0	5	3	0	-
<b>2007</b>	10	4	0	6	2	0	Won SEC East, played in SEC Title Game
<b>2008</b>	5	7	0	3	5	0	Finished career 100 games above .500
<b>Totals</b>	<b>152</b>	<b>52</b>	<b>0</b>	<b>96</b>	<b>34</b>	<b>0</b>	

\*The first three games of the 1992 season were Fulmer's record, as was the 1993 Hall of Fame Bowl.



**NATIONAL AWARDS**

■ **AFCA ASST. COACH OF THE YEAR**

Presented to the assistant coach who excels in community service, commitment to the student-athlete, on-field coaching success and AFCA professional organization involvement. The award has been presented since 1997.

**2006 John Chavis (Def. Coordinator/LBs)**

■ **BRONKO NAGURSKI TROPHY**

Presented to the defensive player of the year as selected by the Football Writers Association of America in conjunction with the Charlotte Touchdown Club. The first selection was made in 1993.

1998 Al Wilson (Finalist)

2000 John Henderson (Finalist)

2009 Eric Berry (Finalist)

■ **BROYLES AWARD**

Presented annually by the Little Rock, Ark., Major Sports Association to the nation's top college football assistant coach. The award was first given in 1996.

1998 David Cutcliffe (Off. Coordinator/QBs)

■ **BURLSWORTH TROPHY**

Presented to a collegiate player who began his career as a walk-on and shows outstanding performance on the field.

2010 Nick Reveiz (Finalist)

■ **BUTKUS AWARD**

Presented to the nation's top linebacker by the Downtown Athletic Club of Orlando, Fla. First selection was in 1985.

1988 Keith DeLong (Finalist)

1998 Al Wilson (Semifinalist)

1999 Raynoch Thompson (Finalist)

2000 Eric Westmoreland (Semifinalist)

2004 Kevin Burnett (Semifinalist)

2014 A.J. Johnson (Semifinalist)

■ **CHUCK BEDNARIK AWARD**

Presented to the nation's top college defensive player in honor of Chuck Bednarik, College and Pro Football Hall of Famer. Award presented by the Maxwell Football Club of Philadelphia. The award was first given in 1995.

2004 Kevin Burnett (Semifinalist)

2008 Eric Berry (Semifinalist)

2016 Derek Barnett (Semifinalist)

■ **DAVEY O'BRIEN AWARD**

Awarded annually to the nation's top quarterback by the Davey O'Brien Foundation of Fort Worth, Texas, since 1977. Three finalists are chosen for the award each year.

1993 Heath Shuler (Finalist)

1995 Peyton Manning (Finalist)

**1997 Peyton Manning**

2006 Erik Ainge (Semifinalist)

**\*WINNERS IN BOLD**

■ **DOAK WALKER RUNNING BACK AWARD**

Presented to the nation's best collegiate running back by the SMU Athletic Forum. First selection was in 1990.

2001 Travis Stephens (Finalist)

■ **FRED BILETNIKOFF RECEIVER AWARD**

Honoring the outstanding collegiate wide receiver presented since 1994 by the Football Writers Association of America.

1996 Joey Kent (Semifinalist)

2001 Kelley Washington (Semifinalist)

2006 Robert Meachem (Semifinalist)

■ **HEISMAN TROPHY**

The Heisman Trophy was established in 1935 by the Downtown Athletic Club in New York to honor the nation's most outstanding college football player.

Four Tennessee players have finished runner-up in the national balloting: Hank Lauricella (1951), Johnny Majors (1956), Heath Shuler (1993) and Peyton Manning (1997).

UT's top finishers in the Heisman Trophy race:

1938 George Cafego—Tailback (7th)

1939 George Cafego—Tailback (4th)

1940 Bob Suffridge—Guard (6th)

1951 Hank Lauricella—Tailback (2nd)

1956 Johnny Majors—Tailback (2nd)

1964 Steve DeLong—Middle Guard (8th)

1967 Dewey Warren—Quarterback (8th)

1967 Bob Johnson—Center (6th)

1969 Steve Kiner—Linebacker (9th)

1973 Condredge Holloway—Quarterback (14th)

1976 Larry Seivers—Wide Receiver (12th)

1993 Heath Shuler—Quarterback (2nd)

1995 Peyton Manning—Quarterback (6th)

1996 Peyton Manning—Quarterback (8th)

1997 Peyton Manning—Quarterback (2nd)

■ **JIM THORPE AWARD**

Presented annually to the nation's best defensive back by the Jim Thorpe Association, Oklahoma City, Okla. First selection was in 1986.

1991 Dale Carter (Finalist)

1999 Deon Grant (Finalist)

1999 Dwayne Goodrich (Semifinalist)

2000 Andre Lott (Semifinalist)

2004 Jason Allen (Semifinalist)

2008 Eric Berry (Finalist)

**2009 Eric Berry**

■ **JOHN MACKEY TIGHT END AWARD**

Presented by the Nassau County Sports Commission to the nation's most outstanding tight end. The award was first presented in 2000.

2002 Jason Witten (Semifinalist)

2010 Luke Stocker (Semifinalist)



### ■ JOHNNY UNITAS GOLDEN ARM AWARD

Since 1987, awarded annually to the nation's top senior quarterback by the John Unitas Golden Arm Educational Foundation of Louisville, Ky.

**1997 Peyton Manning**

### ■ LOMBARDI AWARD

Presented to the Nation's Lineman of the Year by the Rotary Club of Houston. First selection was made in 1970.

1970 Chip Kell (Finalist)

1983 Reggie White (Finalist)

2001 John Henderson (Semifinalist)

2005 Jesse Mahelona (Semifinalist)

### ■ LOU GROZA PLACE KICKER AWARD

Presented since 1992 to the nation's top collegiate placekicker. Sponsored by the Palm Beach County Sports Authority in conjunction with the Orange Bowl Committee. The award is named after NFL Hall of Famer Lou Groza.

1995 Jeff Hall (Semifinalist)

2000 Alex Walls (Finalist)

2006 James Wilhoit (Semifinalist)

2007 Daniel Lincoln (Semifinalist)

### ■ MANNING AWARD

Presented since 2004 to the nation's top Division 1A FBS quarterback adjudged by the Sugar Bowl Committee to be the best in the United States. The award is named in honor of Archie Manning and his sons Peyton and Eli, each an All-America selection during their college career.

2006 Erik Ainge (Semifinalist)

### ■ MAXWELL AWARD

Presented to the nation's top college football player by the Maxwell Football Club of Philadelphia. The award was first given in 1937.

**1997 Peyton Manning—Quarterback**

### ■ NATIONAL COACH OF THE YEAR

Awarded annually by the American Football Coaches Association, the Football Writers Association of America, Maxwell Football Club and *The Sporting News*.

**1956 Bowden Wyatt (AFCA)**

**1998 Phillip Fulmer (AFCA, FWAA, Maxwell, TSN)**

### ■ OUTLAND TROPHY

Awarded to the nation's outstanding interior lineman (Center, Guard, Tackle) as selected by the Football Writers Association of America. The first selection was made in 1946.

**1964 Steve DeLong**

1990 Antone Davis (Finalist)

**2000 John Henderson**

2001 John Henderson (Finalist)

### ■ RANDY MOSS RETURN MAN AWARD

Presented since 2006 to the nation's top return specialist at the Division I level. The award is voted on by NCAA Sports Information Directors.

2006 Jonathan Hefney (Semifinalist)

### ■ RAY GUY PUNTING AWARD

Presented since 2000 by the Greater Augusta Sports Council honoring the nation's outstanding collegiate punter.

2000 David Leaverton (Semifinalist)

2002 Dustin Colquitt (Finalist)

2003 Dustin Colquitt (Finalist)

2004 Dustin Colquitt (Semifinalist)

2013 Michael Palardy (Semifinalist)

### ■ RONNIE LOTT TROPHY

Named for Ronnie Lott, a two time All-American for USC and College Football Hall of Fame Inductee, awarded annually to college football's Defensive IMPACT Player of the Year. The award was established in 2004.

2007 Jonathan Hefney (Semifinalist)

2009 Eric Berry (Finalist)

### ■ SULLIVAN AWARD

Named for James E. Sullivan, the founder of the Amateur Athletic Union, awarded annually to the nation's top amateur athlete. The award is based on qualities of leadership, character, sportsmanship and the ideas of amateurism. The award was established in 1930.

**1998 Peyton Manning—Quarterback**

### ■ TED HENDRICKS AWARD

Presented to college football's top defensive end by the Ted Hendricks Foundation. This award was established in 2002.

2016 Derek Barnett (Finalist)



Peyton Manning is UT's lone winner of the Davey O'Brien, Johnny Unitas Golden Arm, Maxwell and Sullivan awards.

# FIRST-TEAM ALL-AMERICANS

## GUIDE TO THE LIST

The roster consists only those players who were first-team selections on one or more of the All-America teams selected for the national audience and received nationwide circulation. Not included are numerous players who may have received mentions on second or third teams and others who were selected by newspapers or agencies with circulations not primarily national. The legend below lists those teams recognized by the NCAA that were national media or organizations:

*AAB — All America Board (1924-55); AP — Associated Press (1925-Present); Camp — Walter Camp Football Foundation (1967-Present); CP — Central Press (1963-70); Coaches — American Football Coaches Assn. (1945-Present); FbN — Football News (1963-2001); FWAA — Football Writers Assn. of America (1913-Present); Gannett — Gannett News Service; INS — International News Service (1913-57); Lib — Liberty Magazine (1924-41); NWM — Newsweek Magazine (1937-42); NANA — North American Newspaper Alliance (1927-37); NEA — Newspaper Enterprise Assn. (1924-73); NY News — New York Daily News; TSN — The Sporting News (1934-Present); Rice — Grantland Rice (1925-47); Time — Time Magazine; UP — United Press (1925-58); UPI — United Press International (1958-95); Scripps — Scripps Howard Newspapers; NCAA — NCAA Consensus (1889-Present).*

### 1920s

Year	Name	Pos.	Award Organizations
1929	Gene McEver	HB	UP, NEA, NANA, NCAA

### 1930s

Year	Name	Pos.	Award Organizations
1930	Bobby Dodd	QB	NEA, Rice
1931	Herman Hickman	G	Rice
1933	Beattie Feathers	HB	NANA, Rice, INS, NEA, AAB, Lib, NCAA
1938	Bowden Wyatt	End	AAB, INS, Rice, NCAA
	George Cafego	HB	NEA, Lib
	Bob Suffridge	G	UP
1939	George Cafego	HB	UP, INS, TSN, NWM, NCAA
	Ed Molinski	G	AP, NEA, Rice, AAB, Lib, NCAA
	Bob Suffridge	G	UP, INS, TSN, NWM
	Abe Shires	T	INS

### 1940s

Year	Name	Pos.	Award Organizations
1940	Bob Suffridge	G	AP, UP, INS, Rice, NEA, TSN, Lib, AAB, NWM, NCAA
	Bob Foxx	HB	INS
	Ed Molinski	G	TSN
1944	Bob Dobelstein	G	NY SUN
1946	Dick Huffman	T	AP, Rice, AAB, FWAA, Coaches, NCAA
1950	Ted Daffer	G	AFC A
	Bud Sherrod	End	NEA

### 1950s

Year	Name	Pos.	Award Organizations
1951	Hank Lauricella	HB	AP, UP, NEA, INS, CP, FWAA, TSN, AFCA, AAB, NY NEWS, NCAA
	Ted Daffer	G	INS, NEA, NY News
	Bill Pearman	T	AP, NEA, FWAA, NY News
1952	John Michels	G	AP, UP, TSN, NEA, FWAA, AAB, NY News, NCAA
	Doug Atkins	T	INS, AAB, NY NEWS
1954	Darris McCord	T	FWAA
1956	Johnny Majors	HB	AP, UP, INS, FEA, FWAA, AFCA, TSN, NY News, NCAA
	Kyle (Buddy) Cruze	End	FWAA
1957	Bill Johnson	G	NEA, FWAA

### 1960s

Year	Name	Pos.	Award Organizations
1963	Steve DeLong	G	FWAA, FbN
1964	Steve DeLong	G	AP, NEA, FWAA, NY News, TSN, FbN, Time
1965	Frank Emanuel	LB	AP, NEA, FWAA, TSN, FbN, Time, NCAA
1966	Paul Naumoff	LB	AP, UPI, FWAA, COACHES, FbN, NCAA

	Austin Denney	End	NEA
	Ron Widby	P	TSN
	Bob Johnson	C	FbN
1967	Bob Johnson	C	AP, UPI, NEA, FWAA, Coaches, Camp, Time, TSN, NY News, NCAA
	Albert Dorsey	Back	UPI, NY News, FbN
	Richmond Flowers	WB	FbN
1968	Charles Rosenfelder	G	AP, UPI, CP, FWAA, Coaches, NEA, NY News, Camp, NCAA
	Steve Kiner	LB	AP, CP, FWAA, FbN, NCAA
	Jim Weatherford	Back	Coaches
1969	Steve Kiner	LB	AP, UPI, NEA, CP, FWAA, Coaches, FbN, NY News, TSN, Camp, Time, NCAA
	Chip Kell	G	AP, UPI, CP, FWAA, Coaches, FbN, NY News, Camp, NCAA
	Jack Reynolds	LB	FbN

### 1970s

Year	Name	Pos.	Award Organizations
1970	Chip Kell	G	AP, UPI, NEA, CP, FWAA, COACHES, FbN, CAMP, NCAA
	Jackie Walker	LB	NEA, FbN
1971	Bobby Majors	Back	AP, UPI, FWAA, TSN, FbN, CP, Coaches, Camp, NEA, NCAA
	Jackie Walker	LB	UPI, FWAA, Camp, CP, FbN
1972	Conrad Graham	Back	UPI, FbN
	Ricky Townsend	PK	FWAA
	Jamie Rotella	LB	FbN, Coaches, UPI
1973	Eddie Brown	Back	FbN
	Ricky Townsend	PK	FWAA
1975	Larry Seivers	WR	FbN, AP, FWAA, NCAA
1976	Larry Seivers	WR	AP, UPI, NEA, Coaches, TSN, Camp, NCAA
1979	Roland James	Back	UPI, Coaches, TSN, FWAA, NEA, Camp, FbN, FbN, NCAA

### 1980s

Year	Name	Pos.	Award Organizations
1982	Willie Gault	WR	NEA, FWAA
	Jimmy Colquitt	P	Gannett
1983	Reggie White	DT	AP, UPI, TSN, CAMP, Gannett, FWAA, FbN, Coaches, NCAA
	Jimmy Colquitt	P	Camp
1984	Bill Mayo	G	UPI, CAMP, FbN, NCAA
1985	Tim McGee	WR	AP, Coaches, NEA, Gannett, Scripps, NCAA
	Chris White	DB	Scripps
1987	Harry Galbreath	G	TSN

1988	Keith DeLong	LB	AP, TSN, Gannett
1989	Eric Still	G	AP, CAMP, FWAA, Coaches, TSN, UPI, Scripps, NCAA

## 1990s

Year	Name	Pos.	Award Organizations
1990	Antone Davis	OT	AP, UPI, Camp, Coaches, FWAA, Scripps, FbN, TSN, NCAA
	Dale Carter	DB/KR	TSN
1991	Dale Carter	DB	AP, UPI, FWAA, Camp, Scripps, FbN, Gannett, NCAA
	Carl Pickens	WR	Coaches, FbN, Scripps, Gannett
1992	Todd Kelly	DE	FbN
1993	John Becksvoort	PK	FWAA, Scripps
1994	Jeff Smith	OL	Scripps
1997	Leonard Little	DE	Camp
	Peyton Manning	QB	AP, Camp, Scripps, FWAA, AFCA, FbN, NCAA
1998	Al Wilson	LB	AP, FWAA, AFCA, NCAA
1999	Cosey Coleman	OG	AP, Camp, FWAA, FbN, Coaches, NCAA
	Deon Grant	DB	Camp, FbN, TSN, Coaches, NCAA
	Raynoch Thompson	LB	AP, Coaches

## 2000s

Year	Name	Pos.	Award Organizations
2000	John Henderson	DT	AP, FWAA, TSN, FbN, NCAA
2001	John Henderson	DT	AP, FWAA, Coaches, Camp, TSN, FbN, NCAA
	Travis Stephens	RB	AP, FWAA
2003	Dustin Colquitt	P	AP, FWAA, Camp, TSN, NCAA
2004	Kevin Burnett	LB	Coaches
	Jesse Mahelona	DT	TSN
	Michael Munoz	OT	AP, Coaches, NCAA
2006	Robert Meachem	WR	FWAA, TSN, Rivals,
	Arron Sears	OT	Camp, Coaches
2007	Daniel Lincoln	PK	FWAA
2008	Eric Berry	DB	Camp, AFCA, AP, FWAA, TSN, NCAA
2009	Eric Berry	DB	Camp, AFCA, AP, FWAA, TSN, NCAA

## 2010s

Year	Name	Pos.	Award Organizations
2015	Evan Berry	KR	Camp, SI, TSN
	Cameron Sutton	PR	TSN
2016	Derek Barnett	DE	Camp, AP, NCAA

# TENNESSEE ALL-AMERICANS

## GENE McEVER

1929 /// HALFBACK  
HOMETOWN: BRISTOL, VA.



Gene McEver was "the best player I ever coached ... the best I ever saw," said Gen. Robert R. Neyland. That explains his role as a scoring machine during the 1929 season.

In the final game of the regular season, he broke the goal line for five touchdowns and scored three extra points against South Carolina. The outburst helped him lead the nation in scoring with a school-record 130 points as the Vols' halfback. It was also the season in which McEver became the first Tennessee football player to reach All-America status, garnering a unanimous decision.

## BOBBY DODD

1930 /// QUARTERBACK  
HOMETOWN: KINGSPORT



Bobby Dodd was the centerpiece of the "Hack and Mack" backfield that featured Buddy Hackman and Gene McEver, expanding the quarterback role like never before.

It was his senior year in which "The Dodger" showed his versatility in a 13-0 win against Vanderbilt. Dodd finished with 14 punts for a 42-yard average, had nine carries for 39 yards, was 7-of-12 passing for 159 yards and two touchdowns and intercepted two passes. On the afternoon, Dodd gained 212 all-purpose yards, collecting all but 14 of Tennessee's team total of 226. The Vols finished 9-1, and Dodd's dominance on the gridiron earned him 1930 All-America honors.

## HERMAN HICKMAN

1931 /// GUARD  
HOMETOWN: JOHNSON CITY



Herman Hickman made people notice him, and it paid off. As a guard in the Vols' trenches, it was his dominating performance during the 1931 Charity Bowl where Hickman caught the eye of the national press. In the early stages against New York University, the Violets had the ball on Tennessee's 5-yard line preparing to score. But on four consecutive plays, Hickman single-handedly pushed NYU back 18 yards to the 23. The performance forced sportswriters into adjusting their All-America teams, adding Hickman's name.

## ALL-AMERICAN FACTS

- Tennessee has had a total of 77 individual All-American selections, who have been recognized a total of 93 times.
- Tennessee has had one three-time All-American selection, guard Bob Suffridge, chosen in 1938, 1939 and 1940. Fourteen (14) other Vols have earned All-American honors twice during their careers.
- 37 Vols have earned consensus NCAA All-American honors.
- The most consecutive years with All-American selections were 11 from 1963-73, a total of 25 selections in all.
- Tennessee has had one father-son combination All-American selection in Steve DeLong (1963, 64) and Keith DeLong (1988). UT has two brother combinations, Johnny Majors (1956) and

Bobby Majors (1971) along with Eric Berry (2008, 09) and Evan Berry (2015), and one set of cousins, Jimmy Colquitt (1982, 83) and Dustin Colquitt (2003).

- Three of Tennessee's All-American selections made All-America in other sports. All-American punter Ron Widby (1966) was a basketball All-American in 1967. Former Olympian and wide receiver Willie Gault (1982) was a track and field All-American in 1981-83. Richmond Flowers (1967) earned track and field All-American honors in 1968-69.
- All-Americans Bill Johnson (1957), Bob Johnson (1967), and Peyton Manning (1997) also earned Academic All-American honors.





## BEATTIE FEATHERS

1933 /// HALFBACK  
HOMETOWN: BRISTOL, VA.

Many consider Beattie Feathers to rank among the greatest to ever grace the field at Tennessee. And rightfully so, considering the mark he left on the Vols' program.

In 1933, Feathers sealed his place in Tennessee history, being named the Southeastern Conference MVP. He was an All-American in 1933, capping his glorious backfield career on The Hill in which the Vols had two undefeated seasons and went 25-3-2 overall. It propelled him to professional greatness in which he became the first NFL player to rush for more than 1,000 yards in a single season, averaging a record 9.9 yards per carry.



## BOB SUFFRIDGE

1938, 1939, 1940 /// GUARD  
HOMETOWN: KNOXVILLE

Bob Suffridge is the Vols' only three-time All-American, earning the honors from 1938-40. UT collected a perfect 30-0 record during his career.

His sophomore year, the speedy Suffridge anchored a dominant line that paved the way to an 11-0 finish. The 1939 season saw Suffridge help lead Tennessee to another undefeated regular season, one in which the Vols' defense did not allow a single point. Suffridge's blocking and tackling helped pave the way for a third consecutive undefeated regular season and a third consecutive SEC title his senior year.



## BOWDEN WYATT

1938 /// END  
HOMETOWN: KINGSTON

In 1938, Bowden Wyatt captained the Gen. Robert R. Neyland-led troops to an 11-0 season while playing right end on a loaded Volunteers team that included Hall of Fame names such as Molinski, Suffridge and Cafego in the days of the two-way player.

The Vols had six shutouts on the season. The final shutout capped the year with Wyatt manning the defensive line and kicking a field goal in Tennessee's 17-0 Orange Bowl victory over Oklahoma, the Vols' first official bowl game. That 1938 season, Tennessee outscored its opponents 283-16 with Wyatt on the defensive line.



## ED MOLINSKI

1939, 1940 /// GUARD  
HOMETOWN: MASSILLON, OHIO

During the days of the two-way player, Ed Molinski set the standard for linemen. The 1939 team is the one that perhaps is remembered best. The Molinski-led defensive line set records galore for holding teams at bay, including the fewest yards allowed (1,023), lowest average per play allowed (2.2 yards) and lowest average per game allowed (103.3 yards). That team also did not allow a single point, a modern NCAA record.

Molinski was named All-America in 1939 and 1940. Tennessee teams were a combined 31-2 with Molinski in the trenches, and the Vols finished first or tied for first in the SEC each year.



## GEORGE CAFEGO

1938, 1939 /// HALFBACK  
HOMETOWN: SCARBRO, W.VA.

Renowned for his blocking and running skills, George "Bad News" Cafego also played safety and quarterback. On special teams, he returned kicks and punts while also handling the punting duties. In his career, Cafego rushed for 1,589 yards and threw for 550 yards.

The Vols got their first major bowl win, 17-0 over Oklahoma in the Orange Bowl, with Cafego in the backfield. The 1938 team finished 11-0 and Cafego was SEC Player of the Year. The 1939 squad shut out all of its opponents during the regular season before losing to Southern California in the Rose Bowl with Cafego sidelined by injury.



## ABE SHIRES

1939 /// TACKLE  
HOMETOWN: ALDERSON, W.VA.

Tackle Abe Shires earned his share of glory as a member of the best lines ever at Tennessee. Shires earned All-America status his junior year of 1939 by paving the road for the legendary backfield of Bob Foxx, Leonard Coffman, George Cafego and Sam Bartholomew. Shires was part of the unprecedented and unparalleled three-year stretch in which the Vols went undefeated in three consecutive regular seasons. His blocking and tackling helped Tennessee to outscore its opponents 837-75 and be crowned SEC champions 1938, 1939 and 1940.




## BOB FOXX

1940 /// HALFBACK  
HOMETOWN: KNOXVILLE

Bob Foxx manned the backfield during Robert R. Neyland's second stint as coach of the Vols and earned All-America status as a senior in 1940.

Foxx was part of three consecutive SEC championship teams from 1938-40. Tennessee was crowned national champion in 1938 and 1940. Throughout Foxx's three-year career, he led the rushing attack that allowed the Vols to go unbeaten and untied in each regular season. The 1938 season was the year in which Tennessee held its opponents scoreless during the regular season. Foxx was voted Knoxville's greatest athlete of the first half-century by the Knoxville Journal readers.




## TED DAFFER

1950, 1951 /// GUARD  
HOMETOWN: NORFOLK, VA.

Guard Ted Daffer locked down the middle of the defensive line during a dominant time for Tennessee football. He was the only two-time All-America from the 1950 or 1951 squads.

He helped Tennessee to an 11-1 record and a national championship from one poll in 1950, losing only the second game of the season to Mississippi State. Daffer returned the following season to help the squad become consensus national champions in 1951, going undefeated in the regular season before losing in the Sugar Bowl.



## BOB DOBELSTEIN

1944 /// GUARD  
HOMETOWN: BRIDGEPORT, CONN.

Manning the offensive and defensive lines after World War II was Bob Dobelstein at right guard, earning All-America honors as a junior in 1944. It was also the year he served as captain of the team, the only junior to do so until the 2003 season.

Dobelstein helped lead the Vols to a 7-1-1 record in 1944, completing an unbeaten regular season before losing to Southern California in the Rose Bowl. Tennessee went 8-1 the following year to set the table for an SEC title run the year after Dobelstein departed.



## BUD SHERROD

1950 /// END  
HOMETOWN: KNOXVILLE

Bud Sherrod was an All-America defensive end on the 1950 Vols' squad that went 11-1 and earned a national title from one poll. Many believed it was an even better squad than the 1951 consensus national champions.

The quick Sherrod made for an extreme terror on the defensive line in contrast to his approximate 6-foot, 185-pound size. The two-time All-SEC selection helped the Vols shut down the Texas offense and hold on to a 20-14 win in the 1951 Cotton Bowl to cap the season. It was Tennessee's first bowl win in eight years.




## DICK HUFFMAN

1946 /// TACKLE  
HOMETOWN: CHARLESTON, W.VA.

Dick Huffman played right tackle on the 1942 Vols before returning to Tennessee in 1946 for a position at left tackle. He was All-America after the four-year break from football.

With Huffman on the line, the Vols made a full return to prominence in the South, winning the 1946 SEC championship behind a 9-2 record. Huffman and the defensive line held five opponents to seven points or less, collecting two shutouts in the closing years of the two-way player. Huffman was one of only two players to earn All-America honors in six seasons following World War II.



## HANK LAURICELLA

1951 /// HALFBACK  
HOMETOWN: HARAHAN, LA.

Hank Lauricella was "Mr. Everything" during one of the most prominent stretches in UT football history. In the 1951 Cotton Bowl against Texas, Lauricella set up Tennessee's first score with a 75-yard run - perhaps the most memorable run in school history. The next season he was named All-SEC and All-America, averaging a school-record 7.9 yards per carry in leading the Vols to a 10-0 regular season. Lauricella finished second in Heisman Trophy voting and Tennessee was named national champion prior to its Sugar Bowl appearance.



## BILL PEARMAN


1951 /// TACKLE

HOMETOWN: CHARLOTTE, N.C.

Bill Pearman was one of three All-America selections from Tennessee's 1951 consensus national championship season.

The two-year starter's position at right defensive tackle helped the Vols hold their opponents to 116 points on the season. Tennessee's defense pitched five shutouts in 10 games during the undefeated regular season and helped the Vols hold a No. 1 ranking for six weeks of the year heading into the Sugar Bowl.

Tennessee was a combined 33-9-1 with Pearman in uniform, 28 of those wins coming in the final three years of his career.



## JOHN MICHELS

1952 /// GUARD

HOMETOWN: PHILADELPHIA, PA.

John Michels was the "best blocking guard in the United States," Gen. Robert R. Neyland once said. Michels guided the 1951 Vols to their first consensus national championship. Tennessee rushed for 3,068 yards, scored 40 touchdowns on the ground and rushed for 306.8 yards per game – all school records.

He was an All-SEC selection in 1951 and received both all-conference and All-America accolades in 1952. During Michels' senior season, he was awarded the Jacobs Trophy given to the SEC's best blocker. He is one of the 13 Vols to win the award all-time.



## DOUG ATKINS


1952 /// END

HOMETOWN: HUMBOLDT

Doug Atkins is considered by many to be the greatest defensive lineman in football history.

Atkins was named All-SEC his last two years with the Vols, in addition to being named All-America in 1952. The Vols went 29-4-1 and were crowned national champions in 1951 with Atkins on defense. After wreaking havoc at Tennessee, Atkins went on to play professionally with Cleveland, Chicago and New Orleans, spending 12 seasons with the Bears.

He was the first Tennessee player to ever be voted into both the College Football Hall of Fame (inducted 1985) and the Professional Football Hall of Fame (inducted 1982).




## DARRIS McCORD

1954 /// TACKLE

HOMETOWN: FRANKLIN

Darris McCord captained the 1954 squad that went 4-6 under second-year coach Harvey Robinson. The tackle played on both the offensive and defensive lines after Robinson switched back to the old two-way player system.

Robinson looked for leadership from McCord, and found it in a steady blocker on the offensive end and a brute tackler in contrast. His hard work and grit earned him All-America status from the Football Writers Association of America in 1954 before embarking on a professional career.




## JOHNNY MAJORS

1956 /// TAILBACK

HOMETOWN: HUNTLAND

Johnny Majors was awarded his second SEC Player of the Year honor in 1956. His domination on the gridiron as the UT shot-caller was unparalleled in the South, earning him unanimous All-America selections. The national attention Majors received resulted in his finishing second on the Heisman Trophy ballot.

He collected 1,622 yards on the ground and threw for 1,135 yards, scoring 16 touchdowns in all during his career. With his leg, he booted 83 punts for a 39.1-yard average. He also returned 36 punts for 438 yards and ran back 15 kickoffs for 344 yards.



## KYLE "BUDDY" CRUZE

1956 /// WIDE RECEIVER

HOMETOWN: KNOXVILLE

Kyle "Buddy" Cruze re-established the wide receiver at Tennessee as coach Bowden Wyatt reconstructed the Vols' program with a 10-1 season – undefeated in the regular season – and an SEC title.

Cruze was just the second receiver to reach double figures in receptions in Tennessee history when he caught 12 balls his junior year for 232 yards and a 19.3-yard average. In 1956, he became the first Tennessee receiver to catch 20 passes and the first to top 300 yards, finishing with 357 to receive All-America status.



## BILL JOHNSON

1957 /// GUARD  
HOMETOWN: SPARTA

Bill Johnson helped usher in the Bowden Wyatt coaching era with three consecutive winning seasons and an SEC championship.

After a 6-3-1 season, Johnson was Wyatt's starting guard in 1956 and 1957. The lineman pushed Tennessee to the national spotlight his junior season as the Vols finished with an undefeated regular season and won the SEC as the nation's second-ranked team.

But the next year, Johnson earned national notoriety himself when he was given All-America status. On the defensive side, Johnson helped hold Tennessee opponents to 109 pass attempts for just 501 yards on the season, both school records.




## PAUL NAUMOFF

1966 /// LINEBACKER  
HOMETOWN: COLUMBUS, OHIO

Paul Naumoff earned All-America honors his senior year of 1966 after moving from defensive end to linebacker under coach Doug Dickey. He entered the season as a favorite for national notoriety on the line, but volunteered to change positions after linebacker Tom Fisher's sudden death earlier in the year.

Helping the Vols to consecutive eight-win seasons, Naumoff is best remembered for tackling Syracuse's Larry Csonka in the 1966 Gator Bowl to keep the superstar from scoring and preserving Tennessee's 18-12 win.



## STEVE DeLONG

1963, 1964 /// GUARD  
HOMETOWN: NORFOLK, VA.

Steve DeLong made a name for himself through his toughness on the line. His junior year at Tennessee, he received All-SEC and All-America honors. The 1964 season, however, was DeLong's best.

He repeated as All-SEC and All-America his senior year as captain of the team and his work in the trenches led to winning the Outland Trophy as the nation's most outstanding interior lineman.



## AUSTIN DENNEY

1966 /// TIGHT END  
HOMETOWN: NASHVILLE

Austin Denney set the standard for today's Tennessee tight end with his versatility, speed and fight. But he wasn't always a tight end.

Denney moved from fullback to the line his junior year partly because of his 6-foot-2, 227-pound body. He established the position as another offensive threat for the Vols. By the end of his senior year in 1966, the co-captain was All-SEC and All-American after catching 21 passes for 264 yards. His seven touchdowns were even more impressive as the big man led the team in scoring. Denney caught nine scores in his career to set a new school record at the time.



## FRANK EMANUEL

1965 /// LINEBACKER  
HOMETOWN: NEWPORT NEWS, VA.

Continuing the tradition of stout linebackers, Frank Emanuel fulfilled the role valiantly for two years under coach Doug Dickey, earning All-America status his senior year of 1965.

Emanuel started his junior and senior seasons, Dickey's first two years commanding the Vols in which he eliminated the two-way player. Emanuel flourished as the Vols went 8-1-2 and beat Tulsa in the Bluebonnet Bowl. Tennessee's defense allowed only 98 points that season. The Vols haven't held their opponents to fewer points in a season since. In eight of the 11 games, Emanuel and the Vols held their opponent to a touchdown or less.




## RON WIDBY

1966 /// PUNTER  
HOMETOWN: KNOXVILLE

Ron Widby wasn't just a punter for the Vols' gridiron squad. He also lettered in football, basketball, baseball and golf. But football was where he earned All-America status his senior year of 1966.

Widby punted merely 38 times his senior year for 2,104 yards. His average of 43.8 yards secured his spot as the NCAA statistical champion. He punted 142 times in his three-year career for 6,002 yards. He averaged 42.3 yards per kick for his career.






## BOB JOHNSON

1966, 1967 /// CENTER  
HOMETOWN: CLEVELAND

Bob Johnson was one of the most decorated athletes in school history. Doug Dickey's first recruit struggled making snaps his sophomore year after moving over from the tackle position, but rebounded to garner All-America status in 1966.

As captain of the 1967 Vols, Johnson lived up to his preseason hype by earning his second All-SEC and All-America nods with unanimous votes. Johnson was awarded the Jacobs Trophy, given to the SEC's best blocker, and the Birmingham Touchdown Club named him the SEC's Most Outstanding Lineman. In addition, Johnson finished sixth in the Heisman voting as a center.




## CHARLES ROSENFELDER

1968 /// GUARD  
HOMETOWN: HUMBOLDT

Charles Rosenfelder was a regular with the Vols' offensive front and started all three years on the varsity squad.

As a freshman in 1965, Rosenfelder made the All-SEC freshman team and carried his successes as a blocker to the varsity level. He earned a consensus All-America selection his senior year of 1968 by becoming the backbone of an offensive line that had lost four starters from the previous season. His line leadership resulted in tailback Richard Pickens rushing for 736 yards in 1968, the most for a Tennessee back since Hank Lauricella in 1951.



## ALBERT DORSEY

1967 /// DEFENSIVE BACK  
HOMETOWN: TAMPA, FLA.

Albert Dorsey roamed the defensive backfield for the Vols as a starter in 1967, the year Tennessee went 9-2 and won the SEC championship as the second-ranked team in the nation.

That was the same year Dorsey was named an All-American for his defensive performances. Among his greatest was the 1967 version of the Third Saturday in October. Tennessee entered the game in Birmingham with their first national ranking of the season at seventh, while Alabama was sixth. Dorsey picked off three passes that afternoon in leading the Vols to a 24-13 win.




## STEVE KINER

1968, 1969 /// LINEBACKER  
HOMETOWN: TAMPA, FLA.

Steve Kiner's outstanding play at linebacker fits the tradition UT holds for the position. And while playing for the Vols, Kiner developed a tradition of his own: domination on the field.

His junior and senior seasons, Kiner took the nation by storm. He was named All-SEC and All-America in 1968 and 1969, making him Doug Dickey's first player to twice earn consensus recognition.

Kiner was SEC Defensive Player of the Year thanks in part to Tennessee's 41-14 victory over Alabama in 1969. The linebacker had five sacks, 11 tackles with five assists, four quarterback hurries, an interception and a forced fumble.



## RICHMOND FLOWERS

1967 /// WINGBACK  
HOMETOWN: MONTGOMERY, ALA.

The versatile Richmond Flowers was one of the most exciting athletes to come to Tennessee, and left with the same title.

He garnered All-America honors in 1967 as junior wingback. He only carried the ball 10 times for 24 yards, but led Tennessee with 41 receptions for 585 yards and four touchdowns before returning as tailback as a senior. His junior year was also his best at returning kicks with 173 total yards. Flowers posted a career average of 21.6 yards on kickoff returns.

A track star, Flowers won one NCAA title and six SEC championships.



## JIM WEATHERFORD

1968 /// DEFENSIVE BACK  
HOMETOWN: DALTON, GA.

It was the year between Doug Dickey's two SEC championships and the first season played on Neyland Stadium's artificial turf that Jim Weatherford earned All-America honors.

Weatherford was one of the six Vols on the 1968 squad who would be named All-Americans during their careers. A defensive back, Weatherford helped the Tennessee defense post two shutouts and hold three other opponents to just a touchdown as the Vols went 8-2-1 on the year. The two-year starter was part of the initial stages of Tennessee's dominant defensive era.



## CHIP KELL

1969, 1970 /// GUARD  
HOMETOWN: DECATUR, GA.

Chip Kell set the standard for blocking guards at Tennessee by becoming a two-time All-American, a two-time Jacobs Trophy winner for being the SEC's best blocker and a three-time All-SEC member.

Kell manned the line that allowed Curt Watson to pace the Vols three straight years, including an 807-yard season in the 1969 SEC title year. In 1970, Kell helped block for the Vols to run for 2,365 yards, the most since 1951. Kell's protection allowed the Vols to pass for 1,996 yards, the most in school history at that time. The Vols had eight 100-yard rushing games during Kell's junior and senior seasons.




## BOBBY MAJORS

1971 /// DEFENSIVE BACK  
HOMETOWN: SEWANEE

Bobby Majors could do everything in a football uniform. Majors returned punts all three years of his varsity career, setting school records for career punt returns with 117 and career punt return yardage with 1,163. He also returned kickoffs his All-American year with a 30.1-yard average, the third highest in the program's history. Majors completed his special teams threat by punting for the Vols in 1970 and 1971.

But the defensive backfield was where Majors flourished. His set the school record with 10 interceptions in 1970.




## JACK REYNOLDS

1969 /// LINEBACKER  
HOMETOWN: CINCINNATI

When Jack Reynolds made the move from fullback to linebacker his sophomore year, he became an instant success for the Vols. That success was proven his senior year of 1969 when, he received All-SEC and All-America honors.

"Hacksaw," as he was known during his tenure on The Hill, combined with fellow linebacker Steve Kiner to sow the seeds of the infamous 1970 defense that picked off 36 passes. But Reynolds' final year was a special one too, with the defense collecting 30 interceptions.




## CONRAD GRAHAM

1972 /// DEFENSIVE BACK  
HOMETOWN: WINSTON-SALEM, N.C.

Conrad Graham was a three-year starter in Tennessee's secondary during a time which the Vols boasted one of the best pass-coverage defenses in history. Three of the defensive backfield members earned All-America status, including Graham.

Graham left Tennessee third on the career pass interceptions list with 15. He collected 293 return yards in his three years and scored three touchdowns off turnovers. Graham led the Vols his junior and senior years in interceptions. His All-America year of 1972 saw him pick off seven passes, ranking him fifth on the season pass interceptions list when his career was over.



## JACKIE WALKER

1970, 1971 /// LINEBACKER  
HOMETOWN: KNOXVILLE

Jackie Walker refined the role of linebacker at Tennessee, turning it into a hard-hitting, yet sleek, position with his small body and skillful tactics.

Walker was a two-time All-American for the Vols his junior and senior years. In 1970, UT's daunting defense collected 36 interceptions for a seemingly untouchable school record. Walker led the Vols with 82 tackles and 42 assists.

He finished his career with 11 interceptions, more than anyone who wasn't a defensive back during his time. He returned those picks for 281 yards and five touchdowns.




## RICKY TOWNSEND

1972, 1973 /// PLACEKICKER  
HOMETOWN: DALTON, GA.

Ricky Townsend's foot propelled him to All-America status his sophomore and junior seasons after he became the Vols' first barefoot placekicker. "Coach (Bill) Battle happened to be watching and he said I was kicking better barefooted, so I've done it that way ever since," Townsend once said.

Townsend, a former quarterback and linebacker turned kicker, kicked 33 field goals and 72 extra points in his career for a total of 171 points. His 60 points in 1973 led the Vols in scoring. He also handled kickoff duties, booting long bombs consistently during his tenure.



## JAMIE ROTELLA

1972 /// LINEBACKER  
HOMETOWN: VERONA, N.J.

Jamie Rotella became the sixth Tennessee linebacker to earn All-America status in seven years as a senior in 1972 despite his name missing on preseason predictions. Nobody predicted the greatness of his tackling ability.

After making 112 tackles as a sophomore and 111 as a junior, Rotella dominated his senior year and collected 190 total tackles at linebacker. His 413 career tackles were good enough to destroy the school record, although it has since been broken. Rotella earned his total in just three years of varsity play. He topped the single-season Tennessee list of tackle assists with 90 in 1972.




## ROLAND JAMES

1979 /// DEFENSIVE BACK  
HOMETOWN: JAMESTOWN, OHIO

Roland James earned All-America honors as a senior, concluding a special career for the intelligent and tough defensive back who played with a broken nose his sophomore year and broken thumb as a junior.

James spread the wealth during his career rather than exploding in one single season. His freshman year, he totaled 131 total tackles. As a junior, James had seven picks, including a 90-yard touchdown return against Mississippi that ranked third on UT's longest return list at the time.

His senior year cumulated with the All-America nod and his second consecutive All-SEC choice.



## EDDIE BROWN

1973 /// DEFENSIVE BACK  
HOMETOWN: GUILD

Eddie Brown earned All-America status in 1973 thanks to his awareness as a defensive back and his elusive punt return ability.

Brown collected five picks his last year at Tennessee for 105 return yards to lead the team. The captain was a machine against Kansas. Brown intercepted a pass and returned it 74 yards before being brought down, had his teeth knocked out while blocking a field goal, had consistently long punt returns and played a vital role in stopping a two-point conversion to preserve the Tennessee victory.



## WILLIE GAULT

1982 /// WIDE RECEIVER  
HOMETOWN: GRIFFIN, GA.

Willie Gault was in a class of his own, and his performances spoke for themselves. The speedy receiver earned All-America honors his senior year after hauling in 50 receptions for 668 yards.

Gault, also a prolific hurdler and sprinter, finished his career with the Vols holding 12 school records in football and three in track and field. Half of his football records were SEC records as well. He had more total yards in kickoff returns (1,854) than in receiving (1,482) and returned five kickoffs for touchdowns in his career.




## LARRY SEIVERS

1975, 1976 /// WIDE RECEIVER  
HOMETOWN: CLINTON

Larry Seivers became one of Tennessee's first consistent receiving threats and finished as the best of his era after leading the Vols in pass-catching yardage all three of his years on the varsity squad.

Seivers totaled 347 yards as a sophomore, but exploded in 1975 for 840 yards on 41 receptions. It was the first time any Tennessee receiver topped the 800-yard mark in a season, earning him All-America honors. The following year, Seivers caught 51 passes for 737 yards and was again named All-America.




## JIMMY COLQUITT

1982, 1983 /// PUNTER  
HOMETOWN: KNOXVILLE

Jimmy Colquitt's name is written all across Tennessee's punting record books. And with that came consecutive All-America nods his sophomore and junior seasons.

Colquitt concluded his career holding marks in career average at 43.9 yards, single-game punting average at 53 yards and season average at 46.9. He surpassed his uncle and former Vols punter Craig Colquitt in each category.

Colquitt achieved the whopping average his sophomore year when he was ranked second in the nation in average. Colquitt never averaged below 42 yards per kick.




## REGGIE WHITE

1983 /// DEFENSIVE TACKLE  
HOMETOWN: CHATTANOOGA

In his four years with the Vols, Reggie White collected a school-record 32 sacks in establishing himself as the most prolific pass rusher in Tennessee history.

The 1983 team captain drew little publicity until the sixth game of his senior year. By then, his domination was evident. He collected 100 tackles on the season, 72 of them unassisted, and set the school-record with 15 sacks for the year. White's senior campaign earned him All-SEC and consensus All-America honors.




## CHRIS WHITE

1985 /// DEFENSIVE BACK  
HOMETOWN: CLEVELAND, TENN.

Chris White had one opportunity and made the most of it.

As a fifth-year senior in 1985, White made his first career start in the season opener against UCLA as an injury replacement. Three interceptions later, White had secured his place as the Vols' starter the rest of the season. He had nine interceptions to lead the NCAA. White ended with 62 tackles and three fumble recoveries.

His place in the Tennessee secondary that Cinderella season earned him All-America honors as the Vols went on to become SEC champions and defeat Miami in the Sugar Bowl for a 9-1-2 finish.



## BILL MAYO

1984 /// GUARD  
HOMETOWN: DALTON, GA.

Bill Mayo's consistency is what kept him on the field, but his play put him with the All-Americans.

A four-year starter for the Vols, he was the only returning starter entering the 1984 season. Despite battling injuries all year, he opened holes for Johnny Jones to run 1,290 yards on the season. Mayo's name was secure on All-SEC and All-America lists.

Mayo finished his career with more starts than any Tennessee player, starting 46 of his 47 games. The record has since been broken, but Mayo remains Tennessee's Mr. Consistency.




## HARRY GALBREATH

1987 /// GUARD  
HOMETOWN: CLARKSVILLE

Harry Galbreath was the most dominating and aggressive run blocker Johnny Majors ever coached, according to Tennessee's former mentor. Perhaps that's what earned him All-America status his senior year of 1987.

In his final year with the Vols, Galbreath won the Jacobs Trophy given to the SEC's best blocker. He laid the road for Reggie Cobb's freshman campaign of 1,197 yards on 237 attempts. Galbreath appeared in every game of his four-year stint, including three years as a starter.




## TIM MCGEE

1985 /// WIDE RECEIVER  
HOMETOWN: CLEVELAND, OHIO

Tim McGee earned All-America honors his senior year with the Vols by becoming Tennessee's greatest pass catcher. He caught 50 balls for 947 yards and seven touchdowns while leading the Vols to the 1985 SEC title.

McGee finished his career with 123 catches for 2,042 yards and 15 touchdowns, all Tennessee records at the time. He was the Vols' leading receiver his final two seasons on The Hill, setting a single-season record for receptions with 54 his junior year, a record that has since been broken.




## KEITH DeLONG

1988 /// LINEBACKER  
HOMETOWN: LAWRENCE, KAN.

According to his coach, Johnny Majors, "they don't come any finer as a college performer than Keith DeLong." DeLong proved as much his senior year, his second consecutive season of leading the Vols in tackles - he had 159 as a senior and 125 as a junior.

Despite the Vols finishing 5-6 in 1988, DeLong earned All-America status and was a finalist for the Butkus Award given annually to the nation's best collegiate linebacker.






## ERIC STILL

1989 /// GUARD  
HOMETOWN: GERMANTOWN

Eric Still was a bulldozer on the offensive line for the Vols and helped push the pile for Tennessee to set a school record at the time for total yards per game with an average of 408.5 in 1989. The Vols rushed for 2,701 yards behind the Still's blocking, the most since the national championship season of 1951.

Still was awarded the Jacobs Trophy for the SEC's top blocker and played in two all-star games. In the classroom, he made Academic All-SEC all four years.




## ANTONE DAVIS

1990 /// TACKLE  
HOMETOWN: FORT VALLEY, GA.

Manning the outside of a highly touted offensive line, Antone Davis was rewarded for his time in the trenches, receiving All-America status his senior year. He was also given the Jacob's Trophy as the SEC's top blocker in 1990.

Davis helped create the holes for tailback Tony Thompson in 1990, allowing Thompson to rush 248 yards against Mississippi State and 236 against Vanderbilt. Thompson went on to gain 1,261 yards on the season thanks to Davis and the line.




## DALE CARTER

1990, 1991 /// DEFENSIVE BACK  
HOMETOWN: OXFORD, GA.

Dale Carter came to Tennessee to be a playmaker, and he did just that. In two seasons with the Vols, Carter earned All-America status each year and garnered national recognition as a sticky defensive back and an explosive kick return man.

It was his kick-return capabilities that sealed his All-America status in 1990. He led the nation with 507 yards on 17 returns for an average of 29.82 yards per return. He also returned 29 punts for 381 yards, a 13.1-yard average.



## CARL PICKENS

1991 /// WIDE RECEIVER  
HOMETOWN: MURPHY, N.C.

Carl Pickens was a staple in the Vols' offense during his three years and earned national recognition his junior year with an All-America nod in 1991.

Pickens caught 49 balls for 817 yards his junior year for an average of 17.9 yards per catch. His 79.73 receiving yards per game led the SEC. Quarterback Andy Kelly hooked up with Pickens for an 87-yard touchdown against Auburn for what was the longest pass play in school history at the time. His numbers the previous year, however, were even better when he had 53 catches for 917 yards. He led the Vols both seasons in receptions and yards.



## JOHN BECKSVOORT

1993 /// PLACEKICKER  
HOMETOWN: CHATTANOOGA

John Becksvoort was automatic for Tennessee as a four-year starter, earning All-America status his junior year and setting records with his unique kicking style.

It was his junior year of 1993 when Becksvoort hit 59-of-59 extra-point attempts to set Southeastern Conference and Tennessee records. He also led the league in scoring with 95 points. Becksvoort wrapped up his career as one of Tennessee's most accurate kickers. He was a perfect 161-of-161 on extra-point attempts, setting an NCAA record.




## LEONARD LITTLE

1997 /// DEFENSIVE END  
HOMETOWN: ASHEVILLE, N.C.

A middle linebacker and defensive end, Leonard Little earned a reputation for his hard hits and quarterback sacks.

Little earned All-America status his senior year of 1997 and was named the Associated Press' Co-Defensive Player of the Year in the SEC. He had a team-leading 87 tackles and collected 8.5 quarterback sacks in leading the Vols to the 1997 SEC championship.

He finished ranked second to Reggie White on the all-time sack list with 28, which included 11 his sophomore year. Little had 10 multi-sack games in his three-year career. He also placed second on the career list of quarterback pressures with 42.




## PEYTON MANNING

1997 /// QUARTERBACK  
HOMETOWN: NEW ORLEANS, LA.

Peyton Manning's legend will never die. He finished his illustrious career holding 42 NCAA, SEC and Tennessee records. He won the Maxwell Award as the nation's most outstanding player, the Davey O'Brien National Quarterback Award, the Johnny Unitas Golden Arm Award and Player of the Year honors his senior season, securing his All-America status in 1997.

The quarterback became the fourth in NCAA history to pass for 11,000 yards and threw for more than 300 yards in 18 games.




## DEON GRANT

1999 /// DEFENSIVE BACK  
HOMETOWN: AUGUSTA, GA.

Deon Grant tied for the NCAA lead in 1999 with nine interceptions for 167 return yards, propelling him to All-America status his junior year. Grant finished the year with 69 tackles and eight pass breakups. He also had two picks in three different games.

Grant left Tennessee after his junior year to go to the NFL, but left his mark as one of the Vols' all-time great defensive backs. His nine picks in 1999 tied him for second on the single-season interception chart, and he stood fifth on the career list with 14.




## AL WILSON

1998 /// LINEBACKER  
HOMETOWN: JACKSON

Al Wilson just might have been one of the greatest linebackers in Tennessee history, and his leadership was even more special, acting like a quarterback for the defense.

He was the Vols' only All-America selection from the 1998 undefeated national championship team. The captain ranked third on the team that year with 77 tackles despite missing the three games to injury, the first since he was a freshman. His highlight was a 12-tackle performance against Florida in which he set a school record with three caused fumbles.




## RAYNOCH THOMPSON

1999 /// LINEBACKER  
HOMETOWN: NEW ORLEANS

Raynoch Thompson dominated the defensive side during his time at Tennessee and earned All-America honors his senior year, one year following the 1998 national championship.

Thompson followed his 10 tackles for loss in 1998 by leading the Vols with 87 tackles in 1999 while also totaling seven tackles for loss and three interceptions. He was one of four finalists for the Butkus Award and played in the Delchamps Senior Bowl. The stout tackler started in every game he played on The Hill, totaling 36 in his career.




## COSEY COLEMAN

1999 /// GUARD  
HOMETOWN: CLARKSTON, GA.

Cosey Coleman earned All-America status his junior year after starting 30 consecutive games at right guard in a three-year span. His 6-foot-5, 315-pound frame helped pave the way for tailbacks Jamal Lewis and Travis Henry in 1999 as the two rushed for 816 and 790 yards, respectively.

During Coleman's career on the line, Tennessee rushed for more than 200 yards 11 times and had a 100-yard rusher 19 times when he started at guard. He was part of an SEC title in 1997 and both conference and national championships in 1998.




## JOHN HENDERSON

2000, 2001 /// DEF. TACKLE  
HOMETOWN: NASHVILLE

John Henderson earned back-to-back All-America honors his junior and senior seasons by exploding off the defensive line.


His junior year – the year Tennessee set a school record for fewest rushing yards allowed with 817 – he won the Outland Trophy, was a Bronko Nagurski Trophy finalist and received SEC Defensive Player of the Year honors. His 12 sacks ranked third on Tennessee's single-season list. He also caused four fumbles and recovered three. He was an Outland finalist and a Lombardi Award semifinalist in 2001 despite a lingering ankle injury.



**TRAVIS STEPHENS**  
2001 /// TAILBACK  
HOMETOWN: CLARKSVILLE

Travis Stephens rose to the occasion his 2001 senior year at Tennessee, becoming the Vols' first All-America tailback since Johnny Majors.

Stephens blasted for 1,464 yards his final year on The Hill. It was the most yards any back had gained in a single season at Tennessee. He also set the record for season attempts with 291 and tied the single-game record with 41 attempts against Arkansas. Stephens topped the 200-yard mark twice and collected more than 100 yards in five other games.




**DUSTIN COLQUITT**  
2003 /// PUNTER  
HOMETOWN: KNOXVILLE

Continuing a family tradition of punting for the Vols, Dustin Colquitt became the third member of his family to do so.

Colquitt earned an All-America selection in 2003 and was a Ray Guy Award finalist for the second consecutive year. Colquitt's 45.9-yard average ranked first in the SEC and fourth nationally, partly due to booming 18 punts for 50 yards or more.

Accuracy was another trait, as Colquitt strategically placed 19 punts inside opponents' 20-yard line, nine of which were inside the 10 and five inside the 5.




**KEVIN BURNETT**  
2004 /// LINEBACKER  
HOMETOWN: CARSON, CALIF.

The leader of the 2005 SBC Cotton Bowl championship squad, Kevin Burnett made his final season his best.

He was elected team co-captain for the second consecutive year and was named a first-team All-American and All-SEC selection. He ranked second on the team with 120 tackles and third in the SEC with 9.2 tackles per game.

He had a fast start to the 2004 season with eight tackles and a fumble recovery in the win over UNLV. He was named SEC Defensive Player of the Week honors after he set a new career-high with 16 tackles in a 30-28 win over Florida. He led the Vols with six tackles against Texas A&M in the 2005 SBC Cotton Bowl.




**JESSE MAHELONA**  
2004 /// DEFENSIVE TACKLE  
HOMETOWN: KAILUA-KONA, HAWAII

Junior college transfer Jesse Mahelona burst onto the Tennessee football scene in a big way in 2004 being named All-America.

Showing an uncanny ability to disrupt opponent offenses, Mahelona had 18.5 tackles for loss to finish sixth on UT's season TFL chart. He is second on Tennessee ball-carrier loss charts with 13.5.

Mahelona recorded multiple sacks in six games in 2004 and had five in an impressive outing against Notre Dame Nov. 6. He was a second team All-SEC selection as named by Associated Press and the league coaches.



**MICHAEL MUNOZ**  
2004 /// OFFENSIVE TACKLE  
HOMETOWN: MASON, OHIO

Michael Munoz became one of Tennessee's most decorated Vols in his four seasons on Rocky Top. He earned consensus All-America honors in 2004 after posting 55 intimidation blocks in just nine games played due to injury.

He started 46 games in his career and was twice elected a team captain. In 2003, he and teammate Kevin Burnett were named the first junior captains in 59 years.

Off the field, he was a 2004 National Football Foundation Scholar-Athlete and earned the Draddy Trophy as the nation's top scholar-athlete. He was also a three-time SEC Academic Honor Roll selection.



**ROBERT MEACHEM**  
2006 /// WIDE RECEIVER  
HOMETOWN: TULSA, OKLA.

Robert Meachem made the most of his one season as a Tennessee starter, setting a school record for receiving yards in a season and earning All-America honors from three different publications. He caught 71 passes for 1,298 yards in 2006 and finished the season leading the SEC in receiving yards per game with 99.8.

He is only one of six Volunteers to top the 2,000-yard mark in his career. He ranked fourth all-time in receiving yardage (2,140), fifth in receptions (125) and fifth in receiving touchdowns (17) when he left Rocky Top for the NFL in 2006.



## ARRON SEARS

2006 /// OFFENSIVE TACKLE  
HOMETOWN: RUSSELLVILLE, ALA.

One of the most versatile linemen in Tennessee history, Arron Sears started a total of 37 games in his career at four different positions on the offensive line.

Named an All-American by four different publications in 2006, he was also elected team co-captain and named All-SEC for the second-consecutive year. He posted 71 knockdown blocks during the season and was named SEC Offensive Lineman of the Week after the Marshall game.

He started at least one game at three different positions on the offensive line and played significant snaps at every spot but center.



## EVAN BERRY

2015 /// KICKOFF RETURNER  
HOMETOWN: FAIRBURN, GA.

Evan Berry led the nation with a 38.3 kickoff return average and was one just four players in the nation with three kickoff return touchdowns in 2015. His three kickoff returns for a touchdown tied the UT single-season record set by Willie Gault in 1980.

Berry's total of 804 overall return yards (both kickoff and punt return yards) ranks as the fourth-most in a season in Tennessee history. His 34.8 career kickoff return average is also a new Tennessee record.

He was named the SEC Special Teams Player of the Year, Tennessee's first such honoree.



## DANIEL LINCOLN

2007 /// PLACEKICKER  
HOMETOWN: OCALA, FLA.

Daniel Lincoln wasted little time in making his mark on Tennessee football. He earned All-America honors from the Football Writers Association of America in 2007, his freshman season on Rocky Top.

During the 2007 campaign, the Ocala, Fla., native made 21-of-28 field goal attempts and scored 112 points, which was a school record for points in a season for a kicker and the third-most points in a season overall. His 21 field goals made and 112 points were also school freshman records.




## CAMERON SUTTON

2015 /// PUNT RETURNER  
HOMETOWN: JONESBORO, GA.

Cameron Sutton established himself as the country's top punt returner, leading the nation in punt return average (18.7 yards per return). He was just one of 12 players with two punts returned for a touchdown in 2015 and he was the sixth Vol to register two punt-return TDs and the first since Terry Fair accomplished the feat in 1996.

He had an 84-yard score against Kentucky on Oct. 31 and a career-long 85-yard return for a touchdown against Vanderbilt on Nov. 28. Sutton's 16.0-yard career punt return average ranks first in Tennessee history.



## ERIC BERRY

2008, 2009 /// DEFENSIVE BACK  
HOMETOWN: FAIRBURN, GA.

It didn't take Eric Berry long to put his name among the all-time greats, earning consensus All-America honors in both his sophomore and junior seasons. Berry tied for the national lead in interceptions with seven and set school and SEC records for interception return yards in a season (265, set in 2008) and in a career (494). He finished third on the team with 72 tackles and posted 8.5 tackles for loss and 3.0 sacks as well as a sophomore.

In 2009, Berry added the Jim Thorpe Award to his resume and was a finalist for the Nagurski and Lott trophies. He was National Defensive Player of the Week twice and was second on the team with 87 tackles.



## DEREK BARNETT

2016 /// DEFENSIVE END  
HOMETOWN: NASHVILLE

Derek Barnett passed the late great Reggie White (32.0 sacks) for the most career sacks in Tennessee history at 33.0. As a senior in 2016, he amassed 56 tackles, a career-high 13.0 sacks, 19.0 tackles for loss, two forced fumbles, five pass breakups, one interception and 16 quarterback hurries. His 13.0 sacks on the year tied for the sixth-most in the nation and his 19.0 tackles for loss tied for 16th nationally. Barnett's 33.0 career sacks ranked as the most of all active NCAA FBS players and his 52.0 career tackles for loss ranked second by the end of the 2016 season.



# ADDITIONAL ALL-AMERICANS

## GUIDE TO THE LIST

The roster consists only those players who were second, third, fourth and honorable mention selections on one or more of the All-America teams selected for the national audience and received nationwide circulation. The legend below lists those teams recognized by the NCAA that were national media or organizations:

*AAB* — All America Board (1924-55); *AP* — Associated Press (1925-Present); *Camp* — Walter Camp Football Foundation (1967-Present); *CP* — Central Press (1963-70); *Coaches* — American Football Coaches Assn. (1945-Present); *FbN* — Football News (1963-2001); *FWAA* — Football Writers Assn. of America (1913-Present); *Gannett* — Gannett News Service; *INS* — International News Service (1913-57); *Lib* — Liberty Magazine (1924-41); *NWM* — Newsweek Magazine (1937-42); *NANA* — North American Newspaper Alliance (1927-37); *NEA* — Newspaper Enterprise Assn. (1924-73); *NY News* — New York Daily News; *TSN* — The Sporting News (1934-Present); *Rice* — Grantland Rice (1925-47); *Time* — Time Magazine; *UP* — United Press (1925-58); *UPI* — United Press International (1958-95); *Scripps* — Scripps Howard Newspapers; *NCAA* — NCAA Consensus (1889-Present).

### 1910s & 1920s

Year	Name	Pos.	Award Organizations
1916	Graham Vowell	E	3rd (Camp)
1925	J.G. Lowe	E	3rd (AP)
1927	John Barnhill	G	2nd (AP)
	Elvin Butcher	C	2nd (DJW)
1929	Gene McEver	HB	2nd (AP, NYP), 3rd (WA)

### 1930s

Year	Name	Pos.	Award Organizations
1930	Robert Dodd	QB	2nd (AP, AAB, UP, CP)
1931	Herman Hickman	G	3rd (AP, NEA)
1932	Virgil Rayburn	E	2nd (NYS)
	Beattie Feathers	HB	3rd (AP, UP, INS)
1933	Tal Maples	C	3rd (CP)
	Deke Brackett	QB	2nd (CP)
	Beattie Feathers	HB	2nd (AP)
1936	Philip Dickens	B	3rd (AP)
1938	Bowden Wyatt	RE	2nd (AP)
	George Cafego	HB	2nd (AP)
1939	Ed Molinski	L	2nd (UP), 3rd (CP)
	Bob Suffridge	G	3rd (NEA)
	George Cafego	HB	2nd (CP, NEA)

### 1940s

Year	Name	Pos.	Award Organizations
1940	Abe Shires	T	3rd (CP)
	Ed Molinski	L	3rd (CP, UP)
	Bob Foxx	B	2nd (INS), 3rd (AP), 4th (CP)
1942	Al Hust	E	2nd (INS, NEA), 3rd (AP)
1944	Robert Dobelstein	G	3rd (AP)
1948	Jim Powell	E	3rd (NEA)
	Norman Meseroll	RT	3rd (AP)
1949	Bud Sherrod	DE	2nd (AP)

### 1950s

Year	Name	Pos.	Award Organizations
1950	Ted Daffer	DG	3rd (CP)
1951	John Michels	OG	3rd (UP)
	Pug Pearman	DL	2nd (UP), 3rd (CP)
	Ted Daffer	DG	2nd (AP, UP, CP)
1952	Andy Kozar	FB	2nd (AP)

### 1970s

Year	Name	Pos.	Award Organizations
1973	Eddie Brown	B	2nd (AP, UPI)
	Ricky Townsend	PK	2nd (NEA)
1975	Mickey Marvin	G	2nd (UPI)
1979	Roland James	B	2nd (AP)

### 1980s

Year	Name	Pos.	Award Organizations
1984	Bill Mayo	G	(Athlon)
	Fuad Reveiz	K	(Gannett)
	Johannie Jones	RB	(Gannett)
1986	Harry Galbreath	OG	2nd (FbN), HM (AP)

	William Howard	RB	HM (AP)
	Dale Jones	OLB	HM (AP)
	Bruce Wilkerson	OT	HM (AP, UPI)
1987	Reggie Cobb	RB	HM (AP)
	Harry Galbreath	G	2nd (UPI, FbN, NEA), HM (AP)
1989	Eric Still	OG	2nd (FbN)

### 1990s

Year	Name	Pos.	Award Organizations
1990	Dale Carter	KR	2nd (AP), 3rd (FbN)
	Charles McRae	OT	3rd (FbN, AP)
1991	Carl Pickens	WR	2nd (AP, UPI)
1992	Todd Kelly	DE	2nd (CFW), 3rd (AP)
1993	John Becksvort	K	HM (UPI)
	Heath Shuler	QB	2nd (AP, UPI, FbN)
1996	Joey Kent	WR	2nd (FbN, TSN)
	Leonard Little	DE	3rd (AP)
	Peyton Manning	QB	3rd (AP, FbN)
1997	Leonard Little	LB	2nd (AP)
1998	Al Wilson	LB	2nd (FbN)
	Raynoch Thompson	LB	3rd (AP)
1999	Raynoch Thompson	LB	2nd (WCFF)
	Deon Grant	DB	2nd (AP)

### 2000s

Year	Name	Pos.	Award Organizations
2000	John Henderson	DT	2nd (WCFF)
	Alex Walls	PK	2nd (WCFF)
	Alex Walls	PK	2nd (TSN, FbN), 3rd (AP)
2001	Travis Stephens	TB	2nd (WCFF, FbN, TSN)
	Fred Weary	OG	2nd (SI)
	Will Overstreet	DE	3rd (SI)
	Will Overstreet	DE	3rd (AP)
2002	Jason Witten	TE	4th (TSN)
	Jason Witten	TE	HM (SI)
2004	Jason Allen	DB	2nd (Rivals)
	Kevin Burnett	LB	2nd (AP, Rivals)
	Jason Allen	DB	3rd (AP)
	Michael Munoz	OT	2nd (WCFF)
2005	Jesse Mahelona	DT	2nd (Rivals), 3rd (AP)
2006	Jerod Mayo	LB	2nd (Rivals)
	Jonathan Hefney	DB	2nd (Rivals)
	Arron Sears	OT	2nd (AP, Rivals)
	Robert Meachem	WR	3rd (AP)
2007	Anthony Parker	OG	2nd (CBS, AP), 3rd (Rivals)
	Erik Ainge	QB	HM (Scout)
2009	Dan Williams	DT	3rd (AP)

### 2010s

Year	Name	Pos.	Award Organizations
2010	Prentiss Waggner	DB	2nd (Scout)
2012	Justin Hunter	WR	4th (Steele), HM (PFW)
	Dallas Thomas	OL	3rd (CBS), 4th (Steele)
2013	Antonio Richardson	OL	3rd (CBS)
2015	Evan Berry	KR	2nd (FWAA, CBS, FOX)
	Cameron Sutton	PR	2nd (FWAA)
2016	Derek Barnett	DE	2nd (TSN, FWAA, Coaches)

# ALL-SEC: FIRST TEAM

AP 1933-present; Coaches 1984-present; UPI 1950-1990

Year	Name	Pos.	Award Org.
1933	Beattie Feathers	Back	AP
	Sheriff Maples	C	AP
1934	Murray Warmath	G	AP
1936	Phil Dickens	Back	AP
1938	George Cafego	Back	AP
	Bob Suffridge	G	AP
	Bowden Wyatt	End	AP
1939	George Cafego	Back	AP
	Bob Foxx	Back	AP
	Ed Molinski	G	AP
	James Rike	C	AP
	Abe Shires	T	AP
1940	Bob Foxx	Back	AP
	Abe Shires	T	AP
	Bob Suffridge	G	AP
1941	Don Edmiston	T	AP
1942	Al Hust	End	AP
1944	Bob Dobelstein	G	AP
	Buster Stephens	Back	AP
1945	Bob Dobelstein	G	AP
1946	Dick Huffman	T	AP
1948	Norman Meseroll	T	AP
1949	Bud Sherrod	End	AP
1950	Ted Daffer	G	AP, UPI
	Hank Lauricella	Back	UPI
	Bud Sherrod	End	AP
1951	Doug Atkins	T	AP
	Ted Daffer	G	AP, UPI
	Hank Lauricella	Back	AP, UPI
	John Michels	G	AP
	Bill Pearman	T	AP, UPI
	Bert Rechichar	Back	AP
1952	Doug Atkins	End	AP, UPI
	Mack Franklin	End	AP
	Francis Holohan	G	AP
	Andy Kozar	Back	AP, UPI
	John Michels	G	AP, UPI
1953	Bob Fisher	T	UPI
1954	Darris McCord	T	UPI
	Tom Tracy	Back	AP, UPI
1955	Johnny Majors	Back	AP, UPI
1956	Buddy Cruze	End	AP, UPI
	John Gordy	T	AP, UPI
	Johnny Majors	Back	AP, UPI
1957	Bobby Gordon	Back	AP, UPI
	Bill Johnson	G	AP, UPI
1959	Joe Schaffer	T	AP, UPI
1961	Mike Lucci	C	AP
1963	Steve DeLong	G	AP, UPI
1964	Steve DeLong	G	AP, UPI
1965	Frank Emanuel	LB	AP, UPI
	Bobby Frazier	End	AP, UPI
1966	Austin Denney	TE	UPI
	Bob Johnson	C	AP
	Johnny Mills	WR	AP
	Paul Naumoff	LB	AP, UPI
1967	John Boynton	T	AP, UPI
	Albert Dorsey	DB	AP, UPI
	Bob Johnson	C	AP, UPI
	Charles Rosenfelder	G	AP
1968	Ken DeLong	TE	UPI
	Chip Kell	C	AP
	Steve Kiner	LB	AP, UPI
	Richard Pickens	FB	AP
	Charles Rosenfelder	G	AP, UPI
	Jim Weatherford	DB	UPI

1969	Ken DeLong	TE	UPI
	Chip Kell	G	AP, UPI
	Steve Kiner	LB	AP, UPI
	Jack Reynolds	LB	AP
	Curt Watson	FB	AP, UPI
	Frank Yanosky	DT	UPI
1970	Mike Bevans	C	AP
	Chip Kell	G	AP, UPI
	Bobby Majors	DB	AP, UPI
	Tim Priest	DB	UPI
	Jackie Walker	LB	AP, UPI
	Curt Watson	FB	AP, UPI
1971	George Hunt	PK	AP
	Ray Nettles	LB	AP
	Bobby Majors	DB	AP, UPI
	Jackie Walker	LB	UPI
	Curt Watson	FB	UPI
1972	Bill Emendorfer	G	AP, UPI
	Conrad Graham	DB	AP, UPI
	Jamie Rotella	LB	AP, UPI
	Ricky Townsend	PK	AP
	John Wagster	DT	AP
1973	Eddie Brown	DB	AP, UPI
	Condredge Holloway	QB	AP, UPI
1974	Neil Clabo	P	AP
	Mickey Marvin	G	UPI
	Stanley Morgan	RB	UPI
1975	Mickey Marvin	G	UPI
	Mike Mauck	DB	AP
	Ron McCartney	DE	UPI
	Larry Seivers	WR	AP, UPI
	Andy Spiva	LB	AP
1976	Craig Colquitt	P	AP
	Mickey Marvin	G	UPI
	Stanley Morgan	WR	UPI
	Larry Seivers	WR	AP, UPI
	Andy Spiva	LB	AP, UPI
1977	Craig Colquitt	P	AP
	Robert Shaw	C	UPI
1978	Roland James	DB	AP, UPI
	Robert Shaw	C	AP
1979	Reggie Harper	TE	AP
	Roland James	DB	AP, UPI
	Craig Puki	LB	UPI
	Jimmy Streater	QB	UPI
1980	Tim Irwin	T	AP, UPI
	Jim Noonan	MG	AP, UPI
	Lee North	C	UPI
1981	Lee North	C	AP, UPI
1982	Willie Gault	WR	AP, UPI
	Fuad Reveiz	PK	AP, UPI
1983	Johnnie Jones	RB	AP, UPI
	Bill Mayo	G	UPI
	Glenn Streno	C	UPI
	Reggie White	DT	AP, UPI
1984	Johnnie Jones	RB	AP, UPI, Coaches
	Bill Mayo	G	AP, UPI, Coaches
	Tony Robinson	QB	AP
1985	Dale Jones	LB	AP, Coaches
	Tim McGee	WR	AP, UPI, Coaches
	Carlos Reveiz	PK	AP, UPI, Coaches
	Chris White	DB	AP, UPI, Coaches
	Bruce Wilkerson	T	AP, UPI, Coaches
1986	Dale Jones	LB	UPI, Coaches
	Bruce Wilkerson	T	UPI, Coaches
1987	Harry Galbreath	G	AP, UPI, Coaches
	Mark Hovanic	DT	UPI
	Terry McDaniel	DB	AP

GENERAL

STAFF

PLAYERS

REVIEW

HISTORY

HONORS

VOLMANAC

RECORDS



# HONORS

1988	Keith DeLong	LB	AP, UPI, Coaches	Al Wilson	LB	AP, Coaches	
	Eric Still	G	Coaches	1999	Cosey Coleman	OG	AP, Coaches
1989	Antone Davis	G	Coaches		Shaun Ellis	DE	AP, Coaches
	Kent Elmore	P	UPI, Coaches		Dwayne Goodrich	DB	Coaches
	Marion Hobby	DE	AP, UPI, Coaches		Deon Grant	DB	AP, Coaches
	Eric Still	G	AP, UPI, Coaches		Tee Martin	QB	AP, Coaches
	Chuck Webb	RB	AP, Coaches		Raynoch Thompson	LB	AP, Coaches
1990	Dale Carter	DB	AP, UPI, Coaches		Darwin Walker	DT	AP, Coaches
	Joey Chapman	P	UPI	2000	John Henderson	DT	AP, Coaches
	Antone Davis	T	AP, UPI, Coaches		Travis Henry	TB	AP, Coaches
	Charles McRae	T	Coaches		Will Overstreet	DE	AP
	Carl Pickens	WR	AP, UPI, Coaches		Alex Walls	PK	AP, Coaches
	Tony Thompson	RB	AP, UPI, Coaches		Eric Westmoreland	LB	Coaches
1991	Dale Carter	DB	AP, Coaches	2001	John Henderson	DT	AP, Coaches
	Darryll Hardy	LB	Coaches		Andre Lott	DB	Coaches
	Jeremy Lincoln	DB	Coaches		Will Overstreet	DE	Coaches
	Chris Mims	DE	AP		Travis Stephens	TB	AP, Coaches
	Tom Myslinski	G	AP, Coaches		Fred Weary	OG	AP, Coaches
	Carl Pickens	WR	AP, Coaches	2002	Rashad Baker	DB	Coaches
	Chuck Smith	DE	AP		Julian Battle	DB	Coaches
1992	Todd Kelly	DE	AP, Coaches		Will Ofenheusle	OT	AP
	Mike Stowell	G	AP, Coaches		Jason Witten	TE	AP, Coaches
1993	John Becksvoort	PK	AP	2003	Dustin Colquitt	P	AP, Coaches
	Cory Fleming	WR	Coaches		Scott Wells	C	Coaches
	Heath Shuler	QB	AP, Coaches	2004	Jason Allen	DB	Coaches
	Jeff Smith	G	AP, Coaches		Kevin Burnett	LB	AP, Coaches
1994	Kevin Mays	G	AP, Coaches		Jesse Mahelona	DT	AP
1995	Jeff Hall	PK	Coaches		Michael Munoz	OL	AP
	DeRon Jenkins	DB	AP, Coaches	2005	Arron Sears	OT	AP, Coaches
	Joey Kent	WR	AP	2006	Britton Colquitt	P	AP, Coaches
	Jason Layman	OT	AP, Coaches		Turk McBride	DT	AP
	Peyton Manning	QB	Coaches		Robert Meachem	WR	AP, Coaches
	Bubba Miller	OG	AP		Arron Sears	OT	AP, Coaches
	Jeff Smith	C	Coaches		James Wilhoit	PK	AP, Coaches
1996	Terry Fair	KR	Coaches	2007	Jonathan Hefney	DB	Coaches
	Jeff Hall	PK	Coaches		Jerod Mayo	LB	AP, Coaches
	Joey Kent	WR	AP, Coaches		Anthony Parker	OG	AP, Coaches
	Leonard Little	DE	AP, Coaches	2008	Robert Ayers	DE	Coaches
1997	Jonathan Brown	DE	AP		Eric Berry	DB	AP, Coaches
	Terry Fair	DB	Coaches	2009	Eric Berry	DB	AP, Coaches
	Leonard Little	DE	AP		Dan Williams	DT	AP
	Peyton Manning	QB	AP, Coaches	2011	Malik Jackson	DL	AP
	Marcus Nash	WR	AP		Da'Rick Rogers	WR	AP
	Trey Teague	C	AP	2012	Cordarrille Patterson	AP	AP, Coaches
	Al Wilson	LB	Coaches		Mychal Rivera	TE	Coaches
1998	Cosey Coleman	G	AP	2013	A.J. Johnson	LB	AP, Coaches
	Jeff Hall	PK	AP, Coaches	2015	Evan Berry	KR	Coaches
	Raynoch Thompson	LB	AP, Coaches	2016	Derek Barnett	DE	AP, Coaches
	Darwin Walker	DT	AP				

## SOUTHERN CONFERENCE HONORS

Conference awards given from 1900-1932. Tennessee was one of the founding members of the Southeastern Conference in 1932. From 1921-1932, the Vols were a member of the Southern Conference.

Year	Name	Pos.
1900	Bill Newman	Back
1902	Nash Buckingham	Back
	Joey Beane	End
1907	Walker Leach	Back
	N.W. Dougherty	Guard
1907	Roscoe Word	Tackle
1908	Walker Leach	Back
	N.W. Dougherty	Guard
1913	Mush Kerr	Guard

1914	Alonzo Carroll	End
	Farmer Kelly	Tackle
	Mush Kerr	Guard
	Russ Lindsay	Back
1915	Graham Vowell	End
1916	Graham Vowell	End
	Morris Vowell	Tackle
	W. O. Lowe	Guard
	Lloyd Wolfe	End
1919	W.O. Lowe	Tackle
1920	Buck Hatcher	Tackle
1921	Graham Vowell	End
	Roe Campbell	Back
1922	Tarzan Holt	End
	Roe Campbell	Back
	Roy Striegel	Guard
	Rufe Clayton	Back
1924	Roe Campbell	Back

1925	J.G. Lowe	End
1926	John Barnhill	Guard
1927	John Barnhill	Guard
	Dick Dodson	Back
	Dave McArthur	Tackle
1928	Gene McEver	Back
1929	Gene McEver	Back
	Bobby Dodd	Back
	Paul Hug	End
	Fritz Brandt	End
1930	Bobby Dodd	Back
	Harry Thayer	Guard
	Buddy Hackman	Back
1931	Herman Hickman	Guard
	Ray Saunders	Tackle
	Gene McEver	Back
1932	Beattie Feathers	Back
	Van Rayburn	End

# ALL-SEC: SECOND & THIRD TEAMS

AP 1933-present; Coaches 1993-present; UPI 1950-1961

Year	Name	Pos.	Team/Award Org.
1933	J.B. Ellis	Guard	2nd (AP)
1934	Howard Bailey	End	2nd (AP)
	Gene Rose	End	2nd (AP)
	Charlie Vaughan	Back	2nd (AP)
1935	Gene Rose	End	2nd (AP)
1936	DeWitt Weaver	Guard	2nd (AP)
1937	George Cafego	Back	2nd (AP)
	Bowden Wyatt	End	3rd (AP)
1938	Leonard Coffman	Back	2nd (AP)
	Ed Molinski	Guard	3rd (AP)
	Babe Wood	Back	3rd (AP)
1939	Sam Bartholomew	Back	2nd (AP)
	Bob Suffridge	Guard	2nd (AP)
1940	John Butler	Back	2nd (AP)
	Edward Cifers	End	2nd (AP)
	Ed Molinski	Guard	2nd (AP)
1941	Ray Graves	Center	3rd (AP)
1942	Bob Cifers	Back	2nd (AP)
	Dick Huffman	Tackle	3rd (AP)
1944	Bill Bevis	Back	2nd (AP)
	Russ Morrow	Center	3rd (AP)
1945	Buster Stephens	Back	2nd (AP)
	Bill Bevis	Back	3rd (AP)
	Buddy Pike	End	3rd (AP)
1946	Frank Hubbell	End	2nd (AP)
	Dick Huffman	Tackle	2nd (AP)
	Walter Slater	Back	3rd (AP)
1947	Denver Crawford	Tackle	3rd (AP)
1948	Hal Littleford	Back	2nd (AP)
	Jim Powell	End	2nd (AP)
1949	Ted Daffer	Guard	3rd (AP)
1950	Hank Lauricella	Back	2nd (AP, UPI)
	Bud Sherrod	End	2nd (UPI)
	Jack Stroud	Tackle	3rd (UPI)
1951	Andy Kozar	Back	2nd (AP, UPI)
	Gordon Polofsky	Center/Back	2nd (AP, UPI)
	Bert Rechichar	Back	2nd (AP, UPI)
	Bob Davis	Center	3rd (AP)
	John Michels	Guard	3rd (UPI)
1952	Howard Payne	Back	3rd (AP, UPI)
	Jim Haslam	Tackle	2nd (AP)
	Moose Barbish	LB	3rd (AP)
1953	Roger Rotroff	End	3rd (AP, UPI)
	Bob Fisher	Tackle	2nd (AP)
	Roger Rotroff	End	2nd (AP, UPI)
	Jimmy Wade	Back	2nd (AP, UPI)
	Mack Franklin	End	3rd (AP, UPI)
1954	Darris McCord	Tackle	2nd (AP)
1955	Charles Rader	Tackle	2nd (AP)
1956	Bubba Howe	Center	2nd (UPI)
	Roger Urbano	End	2nd (UPI), 3rd (AP)
1957	Tommy Bronson	Back	3rd (UPI)
	Jim Smelcher	Tackle	3rd (UPI)
1958	Bobby Urbano	Guard	2nd (UPI), 3rd (AP)
1959	Cotton Letner	End	3rd (UPI)
	Bill Majors	Back	3rd (UPI)
1960	Glenn Glass	Back	2nd (UPI)
	Cotton Letner	End	2nd (UPI)
	Jim Cartwright	Back	3rd (AP)
	Mike Lasorsa	T	3rd (AP)
	Mike Lucci	End	3rd (AP)
1961	Mallon Faircloth	Back	2nd (AP), 3rd (UPI)
	Mike Lucci	C	2nd (UPI)

1962	Steve DeLong	T	2nd (AP)
	Frank Emanuel	LB	2nd (AP)
	Mallon Faircloth	Back	2nd (UPI)
1965	Tom Fisher	LB	2nd (AP)
	Bobby Gratz	G	2nd (AP)
1966	Doug Archibald	LB	2nd (AP)
	Austin Denny	End	2nd (AP)
	Charlie Fulton	RB	2nd (AP)
	Bobby Morel	MG	2nd (AP)
1967	Dewey Warren	QB	2nd (AP)
	Walter Chadwick	FB	2nd (AP)
	Richmond Flowers	WR	2nd (AP)
	Elliott Gammage	T	2nd (AP)
	Mike Jones	DB	2nd (AP)
1968	Steve Kiner	LB	2nd (AP)
	Karl Kremser	PK	2nd (AP)
	Nick Showalter	End	2nd (AP)
	Ken DeLong	End	2nd (AP)
	Richmond Flowers	HB	2nd (AP)
	Neal McMeans	End	2nd (AP)
	Jim Weatherford	DB	2nd (AP)
Dick Williams	T	2nd (AP)	
1969	Tim Priest	DB	2nd (AP)
	Frank Yanossy	T	2nd (AP)
1970	Tim Priest	DB	2nd (AP)
1971	Bill Emendorfer	C	2nd (AP)
	Conrad Graham	DB	2nd (AP)
	Jackie Walker	LB	2nd (AP)
1972	Curt Watson	RB	2nd (AP)
	Art Reynolds	LB	2nd (AP)
1973	Haskel Stanback	RB	2nd (AP)
	Haskel Stanback	RB	2nd (AP)
1974	Stanley Morgan	RB	2nd (AP)
	Robert Pulliam	DT	2nd (AP)
1975	Ron McCartney	DE	2nd (AP)
	Stanley Morgan	RB	2nd (AP)
	Tommy West	TE	2nd (AP)
1976	Stanley Morgan	WR	2nd (AP)
	Robert Shaw	C	2nd (AP)
1977	Brent Watson	OT	2nd (AP)
	Reggie Harper	TE	2nd (AP)
1978	Reggie Harper	TE	2nd (AP)
	Tim Irwin	OT	2nd (AP)
1979	Craig Puki	LB	2nd (AP)
	Alan Duncan	PK	2nd (AP)
1980	Anthony Hancock	WR	2nd (AP)
	Reggie Harper	TE	2nd (AP)
	Lee North	C	2nd (AP)
1981	Bill Bates	DB	2nd (AP)
	Jimmy Colquitt	P	2nd (AP)
	Anthony Hancock	WR	2nd (AP)
1982	Mike Cofer	DE	2nd (AP)
	Jimmy Colquitt	P	2nd (AP)
1983	Bill Mayo	OG	2nd (AP)
	Glenn Streno	C	2nd (AP)
	Alvin Toles	LB	2nd (AP)
1984	Tim McGee	WR	2nd (AP)
	Fuad Reveiz	PK	2nd (AP)
1986	Dale Jones	LB	2nd (AP)
	Bruce Wilkerson	OT	2nd (AP)
	Harry Galbreath	OG	2nd (AP)
	William Howard	RB	2nd (AP)
	Reggie Cobb	RB	2nd (AP)
1987	Keith DeLong	LB	2nd (AP)
	Bob Garmon	P	2nd (AP)

GENERAL

STAFF

PLAYERS

REVIEW

HISTORY

HONORS

VOLMANAC

RECORDS





# HONORS

	Kelly Ziegler	LB	2nd (AP)		Eddie Moore	LB	2nd (Coaches)
1988	Jeff Francis	QB	2nd (AP)		Will Ofenheusle	OG	2nd (Coaches)
	Eric Still	OG	2nd (AP)	2003	Rashad Baker	DB	2nd (AP)
	Preston Warren	DB	2nd (AP)		Kevin Burnett	LB	2nd (Coaches)
	Thomas Woods	WR	2nd (AP)		Cedric Houston	RB	2nd (Coaches)
1989	Charles McRae	OT	2nd (AP)		Michael Munoz	OT	2nd (Coaches)
	Preston Warren	DB	2nd (AP)		Kevin Simon	LB	2nd (AP, Coaches)
	Thomas Woods	WR	2nd (AP)		Scott Wells	C	2nd (AP)
1990	Earnest Fields	LB	2nd (AP)		Gibril Wilson	DB	2nd (AP, Coaches)
	Alvin Harper	WR	2nd (AP)	2004	Jason Allen	DB	2nd (AP)
	Andy Kelly	QB	2nd (AP)		Dustin Colquitt	P	2nd (AP, Coaches)
	Charles McRae	OT	2nd (AP)		Omar Gaither	LB	2nd (Coaches)
1991	Darryl Hardy	LB	2nd (AP)		Parys Haralson	DE	2nd (AP)
	Andy Kelly	QB	2nd (AP)		Cedric Houston	RB	2nd (Coaches)
1993	John Becksvoort	PK	2nd (Coaches)		Jesse Mahelona	DT	2nd (Coaches)
	Cory Fleming	WR	2nd (AP)		Michael Munoz	OT	2nd (Coaches)
	Charlie Garner	RB	2nd (AP, Coaches)	2005	Jason Hall	DE	2nd (AP)
	Jason Parker	DB	2nd (AP, Coaches)		Omar Gaither	LB	2nd (Coaches)
	Ben Talley	LB	2nd (AP)		Parys Haralson	DE	2nd (AP, Coaches)
	James Wilson	DE	2nd (AP, Coaches)		Justin Harrell	DT	2nd (AP)
1994	Jason Layman	OT	2nd (AP, Coaches)		Kevin Simon	LB	2nd (AP, Coaches)
	Bubba Miller	C	2nd (AP)	2006	Jonathan Hefney	DB	2nd (AP, Coaches)
	Jason Parker	DB	2nd (AP, Coaches)		Jonathan Wade	DB	2nd (AP, Coaches)
	Jeff Smith	OG	2nd (AP, Coaches)	2007	Eric Berry	DB	2nd (AP, Coaches)
	James Stewart	RB	2nd (AP, Coaches)		Britton Colquitt	P	2nd (AP, Coaches)
	Ben Talley	LB	2nd (AP, Coaches)		Arian Foster	RB	2nd (AP)
1995	Shane Burton	DT	2nd (AP, Coaches)		Daniel Lincoln	PK	2nd (AP, Coaches)
	Jay Graham	RB	2nd (AP, Coaches)		Rico McCoy	LB	2nd (AP, Coaches)
	Scott Galyon	LB	2nd (AP)		Lucas Taylor	WR	2nd (AP)
	Jeff Hall	PK	2nd (AP)		Eric Young	OT	2nd (AP)
	Leonard Little	DE	2nd (AP)	2008	Robert Ayers	DE	2nd (AP)
	Peyton Manning	QB	2nd (AP)		Anthony Parker	OG	2nd (AP, Coaches)
	Bubba Miller	OG	2nd (Coaches)		Rico McCoy	LB	2nd (Coaches)
	Jeff Smith	C	2nd (AP)	2009	Montario Hardesty	RB	2nd (AP, Coaches)
1996	Terry Fair	KR/DB	2nd (AP)		Rico McCoy	LB	2nd (AP, Coaches)
	Jay Graham	RB	2nd (Coaches)		Chris Scott	OT	2nd (AP, Coaches)
	Jeff Hall	PK	2nd (AP)		Dan Williams	DT	2nd (Coaches)
	Peyton Manning	QB	2nd (AP, Coaches)	2010	Janzen Jackson	DB	2nd (Coaches)
1997	Jonathan Brown	DE	2nd (Coaches)		Malik Jackson	DT	2nd (AP)
	Terry Fair	DB	2nd (AP)		Prentiss Waggnner	DB	2nd (AP)
	Jamal Lewis	RB	2nd (AP, Coaches)	2011	Malik Jackson	DL	2nd (Coaches)
	Leonard Little	LB	2nd (Coaches)		Da'Rick Rogers	WR	2nd (Coaches)
	Marcus Nash	WR	2nd (Coaches)	2012	Justin Hunter	WR	2nd (AP, Coaches)
	Trey Teague	C	2nd (Coaches)		A.J. Johnson	LB	2nd (Coaches)
	Al Wilson	LB	2nd (AP)		Cordarrelle Patterson	KR	2nd (Coaches)
1998	Chad Clifton	OT	2nd (AP, Coaches)		Mychal Rivera	TE	2nd (AP)
	Cosey Coleman	OG	2nd (Coaches)		Antonio Richardson	OL	2nd (AP)
	Dwayne Goodrich	DB	2nd (AP, Coaches)		Dallas Thomas	OL	2nd (AP, Coaches)
	Peerless Price	WR	2nd (AP, Coaches)	2013	Ja'Wuan James	OL	2nd (AP)
	Darwin Walker	DT	2nd (Coaches)		Antonio Richardson	OL	2nd (AP, Coaches)
1999	Chad Clifton	OT	2nd (Coaches)		Michael Palardy	K	2nd (Coaches)
	Dwayne Goodrich	DB	2nd (AP)		Michael Palardy	P	HM (AP)
	Jamal Lewis	RB	2nd (AP, Coaches)	2014	Derek Barnett	DL	2nd (AP, Coaches)
	Cedrick Wilson	WR	2nd (AP)		Curt Maggitt	LB	2nd (AP)
2000	Andre Lott	DB	2nd (AP, Coaches)		A.J. Johnson	LB	HM (AP)
	Eric Westmoreland	LB	2nd (AP)	2015	Evan Berry	AP	2nd (AP)
	Cedrick Wilson	WR	2nd (AP, Coaches)		Derek Barnett	DL	2nd (AP, Coaches)
2001	Albert Haynesworth	DT	2nd (AP)		Jalen Hurd	RB	2nd (AP, Coaches)
	Will Overstreet	DE	2nd (AP)		Kyler Kerbyson	OL	2nd (AP)
	Donte' Stallworth	WR	2nd (Coaches)		Jalen Reeves-Maybin	LB	2nd (AP)
	Kelley Washington	WR	2nd (Coaches)		Dylan Wiesman	OL	2nd (AP)
2002	Rashad Baker	DB	2nd (AP)	2016	Evan Berry	KR	2nd (Coaches)
	Julian Battle	DB	2nd (AP)		Joshua Dobbs	QB	2nd (AP, Coaches)
	Dustin Colquitt	P	2nd (AP)	2017	Trey Smith	OL	2nd (AP, Coaches)


# SEC AWARDS

## ■ SEC ATHLETE OF THE YEAR


**LARRY SEIVERS**  
1976-77 /// Football



**TODD HELTON**  
1994-95 /// Baseball/Football



**PEYTON MANNING**  
1997-98 /// Football



## ■ SEC PLAYER OF THE YEAR

Each year since 1933 the coaches of the Southeastern Conference select the most valuable player in a poll. Note: Formerly conducted by The Nashville Banner from 1933 to 1997. Currently the award is presented by the SEC office.

1933	Beattie Feathers (Back)
1938	George Cafego (Back)
1939	Bob Foxx (Back)
1955	Johnny Majors (Back)
1956	Johnny Majors (Back)
1983	Reggie White (Defensive Tackle)
1993	Heath Shuler (Quarterback)
1997	Peyton Manning (Quarterback)
2008	Eric Berry (Defensive Back)
2015	Evan Berry (Special Teams)

## ■ SEC COACH OF THE YEAR

The SEC Coach of the Year awards have been chosen by three organizations since 1935. The Nashville Banner award was chosen by the league coaches from 1935-97 and is currently presented by the SEC office. United Press International chose a coach of the year from 1960-90. The Associated Press has chosen a league coach of the year since 1946.

1936	Robert R. Neyland (Coaches)
1938	Robert R. Neyland (Coaches)
1944	John Barnhill (Coaches)
1950	Robert R. Neyland (Coaches)
1951	Robert R. Neyland (AP)
1956	Bowden Wyatt (AP, Coaches)
1965	Doug Dickey (Coaches)
1967	Doug Dickey (AP, UPI & Coaches)
1985	Johnny Majors (AP, UPI & Coaches)
1998	Phillip Fulmer (AP, Coaches)

## ■ JACOBS BLOCKING TROPHY

Since 1935 this award has been given annually by the family of Dr. W.P. Jacobs of Clinton, S.C., to the outstanding blocker in the Southeastern Conference based on a poll of the coaches.

1938	Sam Bartholomew (Blocking Back)
1939	Sam Bartholomew (Blocking Back)
1944	Billy Bevis (Blocking Back)
1945	Billy Bevis (Blocking Back)
1951	Jimmy Hahn (Blocking Back)
1952	John Michels (Guard)
1956	Stockton Adkins (Blocking Back)
1957	Stockton Adkins (Blocking Back)
1959	Jim Cartwright (Blocking Back)
1960	Jim Cartwright (Blocking Back)
1965	Hal Wantland (Wingback)
1967	Bob Johnson (Center)
1969	Chip Kell (Guard)
1970	Chip Kell (Guard)
1987	Harry Galbreath (Guard)
1989	Eric Still (Guard)
1990	Antone Davis (Tackle)
2006	Arron Sears (Tackle)

## FRESHMEN AWARDS

Vols who earned national & conference honors their rookie years

### ■ SEC ALL-FRESHMAN TEAM

1986-Present /// First team selections only

**Bold** indicates SEC Freshman of the Year selection

*Knoxville News Sentinel 1986-2004; Coaches 1999-Present; Sporting News 2005-2009*

Year	Name	Pos.	Award Org.
1986	Terrence Cleveland	WR	
	Milton Gordon	LB	
	Thomas Woods	RS	
1987	Kelly Days	DB	
	Alvin Harper	WR	
	Charles McRae	DL	
	Robbin Perry	OL	
1988	Shazzon Bradley	DL	
	Earnest Fields	LB	
	John Fisher	OL	
	Chip McCallum	PK	
1989	Carl Pickens	DB	
	Chuck Webb	RB	
1990	Joey Chapman	P	
1991	John Becksvoort	PK	
	James Stewart	RB	
	Aaron Hayden	RB	
1992	Jeff Smith	OL	
	Bubba Miller	OL	
	Jason Parker	DB	
	Shawn Summers	RS	
1993	Raymond Austin	DB	
	Leland Taylor	DL	
1994	Terry Fair	DB	
	<b>Peyton Manning*</b>	<b>QB</b>	
	Robert Poole	OL	
1995	Ron Green	DL	
	Jeff Hall	PK	
1996	Billy Ratliff	DT	
	Spencer Riley	OG	
1997	Cosey Coleman	OT	
	<b>Jamal Lewis*</b>	<b>RB</b>	
1999	Albert Haynesworth	DT	Coaches, KNS
	Leonard Scott	KR	KNS
2000	Rashad Baker	DB	Coaches, KNS
	Casey Clausen	QB	KNS
	Michael Munoz	OT	Coaches, KNS
	Scott Wells	C	Coaches
2001	Dustin Colquitt	P	Coaches, KNS
	Kelley Washington	WR	Coaches, KNS
2002	Parys Haralson	DE	KNS
2003	Corey Campbell	DB	Coaches, KNS
	Arron Sears	OT	Coaches, KNS
	Antwan Stewart	DB	KNS
	Jayson Swain	WR	KNS
	James Wilhoit	PK	Coaches, KNS
2004	Erik Ainge	QB	Coaches, KNS
	Roshawn Fellows	DB	Coaches, KNS
	Jonathan Hefney	DB	Coaches, KNS
2005	Arian Foster	RB	Coaches
	Ramon Foster	OG	Coaches
	Demetrice Morley	DB	SN
2006	LaMarcus Coker	RB	Coaches, SN
	Rico McCoy	LB	Coaches
	Josh McNeil	OL	Coaches, SN
2007	Eric Berry	DB	Coaches, SN
	Daniel Lincoln	PK	Coaches, SN
	Denarius Moore	WR	Coaches
2008	Daryl Vereen	LB	Coaches
2009	Aaron Douglas	OT	Coaches, SN
	Herman Lathers	LB	Coaches, SN
2010	Justin Hunter	WR	Coaches
	Ja'Wuan James	OT	Coaches
	John Propst	LB	Coaches
	Jacques Smith	DE	Coaches
2011	Marcus Jackson	OL	Coaches
	A.J. Johnson	LB	Coaches
	Curt Maggitt	LB	Coaches

	Brian Randolph	DB	Coaches
2012	LaDarrell McNeil	DB	Coaches
2013	Marquez North	WR	Coaches
	Cameron Sutton	DB	Coaches
2014	Derek Barnett	DL	Coaches
	Todd Kelly Jr.	DB	Coaches
	Jashon Robertson	OL	Coaches
2015	Chance Hall	OL	Coaches
	Darrin Kirkland Jr.	LB	Coaches
2016	Nigel Warrior	DB	Coaches
2017	Trey Smith	OL	Coaches

### FRESHMAN ALL-AMERICANS

Year	Name	Pos.	Award Org.
1977	Reggie Harper	TE	1st (TSN)
1978	Lee North	C	2nd (FBN)
1981	Ricky Holt	OLB	1st (FBN)
1983	Dale Jones	LB	1st (FBN)
1985	Bryan Kimbro	OLB	1st (FBN)
	Keith Davis	RB	2nd (FBN)
1986	Milton Gordon	ILB	1st (FBN)
	Terence Cleveland	WR	2nd (FBN)
	Marion Hobby	DE	2nd (FBN)
1987	Reggie Cobb	RB	1st (FBN)
	Antone Davis	OL	1st (FBN)
	Charles McRae	T	1st (FBN)
1991	Aaron Hayden	RB	1st (FBN)
	Raymond Austin	DB	1st (FBN)
1997	Jamal Lewis	RB	1st (TSN)
1999	Albert Haynesworth	DT	1st (TSN)
	Leonard Scott	WR	1st (TSN)
2000	Rashad Baker	DB	3rd (TSN)
	Casey Clausen	QB	3rd (TSN)
	Michael Munoz	OT	1st (Rivals), 2nd (TSN)
	Scott Wells	C	3rd (TSN)
2001	Kelley Washington	WR	1st (FWAA, TSN)
2003	James Wilhoit	PK	1st (FWAA/Scripps), 2nd (TSN)
2004	Roshawn Fellows	DB	1st (FWAA/Scripps, TSN, Rivals)
	Erik Ainge	QB	2nd (TSN, Rivals)
	Jonathan Hefney	DB	2nd (TSN, Rivals)
2005	Britton Colquitt	P	3rd (CFN)
	Arian Foster	RB	2nd (Rivals), HM (TSN)
	Demetrice Morley	DB	2nd (Rivals)
2006	Josh McNeil	C	1st (Rivals), 2nd (CFN)
	LaMarcus Coker	TB	2nd (Rivals)
	Rico McCoy	LB	3rd (CFN)
2007	Eric Berry	DB	1st (FWAA, TSN, Rivals, CFN)
	Daniel Lincoln	PK	2nd (Rivals), HM (TSN, CFN)
2009	Aaron Douglas	OT	1st (FWAA, TSN, S), 2nd (CFN)
2010	James Stone	OL	1st (FWAA, TSN), 2nd (Rivals)
2011	A.J. Johnson	LB	1st (FWAA, TSN, FSN, Y, S)
	Marcus Jackson	OL	1st (S, Y)
	Curt Maggitt	LB	3rd (S)
	Brian Randolph	DB	2nd (Y), 3rd (S)
2013	Marquez North	WR	2nd (247), 3rd (Ath), HM (CFN)
	Cameron Sutton	DB	2nd (247), 2nd (Ath), 2nd (CFN)
2014	Derek Barnett	DL	1st (247, Ath, CI, ESPN, FWAA, Scout, TSN)
	Evan Berry	KR	3rd (Ath)
	Jason Robertson	OL	1st (ESPN, Steele), 2nd (Ath)
2015	Chance Hall	OL	1st (TSN)
2017	Trey Smith	OL	1st (FWAA, USA Today, 247)

# SEC WEEKLY HONORS

AP & UPI awarded the Southeast players of the week from 1973-87; SEC office began awarding players of the week in 1984. Honor is SEC-given unless otherwise notified.

Year	Name	Pos.	Date	Honor (Org.)
1973	Eddie Brown	DB	Oct. 6	Defense (UPI)
	Condredge Holloway	QB	Sept. 15	Off. (AP/UPI)
	Stanley Morgan	WB	Oct. 13	Offense (AP)
	Hank Walter	LB	Oct. 27	Offense (UPI)
1974	Condredge Holloway	QB	Sept. 29	Def. (AP/UPI)
	Stanley Morgan	WB	Oct. 26	Back (AP/UPI)
1975	Stanley Morgan	WB	Nov. 9	Off./Def. (UPI)
	Larry Seivers	SE	Nov. 23	Back (AP)
1976	Randy Wallace	QB	Sept. 13	Off. (AP/UPI)
	Andy Spiva	LB	Sept. 27	Offense (UPI)
1977	Jim Noonan	MG	Nov. 1	Offense (UPI)
	Roland James	DB	Nov. 20	Offense (UPI)
1978	Jimmy Streater	QB	Nov. 25	Lineman (AP)
	Hubert Simpson	TB	Nov. 18	Defense (UPI)
1979	Jimmy Streater	QB	Nov. 4	Back (AP)
	Hubert Simpson	TB	Nov. 10	Offense (UPI)
1980	Jeff Olszewski	QB	Sept. 22	Offense (UPI)
	Danny Spradlin	LB	Sept. 29	Back (AP)
1981	Reggie White	DT	Oct. 27	Back (AP)
	Alan Cockrell	QB	Oct. 16	Offense (UPI)
1982	Willie Gault	WR	Oct. 9	Back (AP)
	Alan Cockrell	QB	Oct. 16	Lineman (AP)
1983	Johnnie Jones	QB	Oct. 15	Back (AP/UPI)
	Reggie White	DT	Oct. 22	Back (AP)
1984	Johnnie Jones	TB	Nov. 26	Back (AP)
	Tim McGee	WR	Oct. 8	Lineman (AP)
1985	Tony Robinson	QB	Sept. 1	Back (AP)
	Chris White	DB	Sept. 15	Offense (UPI)
1986	Daryl Dickey	QB	Dec. 1	Lineman (AP)
	Dale Jones	LB	Oct. 26	Back (AP)
1987	Kelly Ziegler	LB	Nov. 22	Offense (UPI)
	Keith DeLong	LB	Nov. 14	Offense (UPI)
1988	Michael Whitehead	DL	Nov. 28	Offense (AP)
	Keith DeLong	LB	Sept. 26	Defense (AP)
1989	Jeff Francis	QB	Nov. 21	Defense (UPI)
	Reggie Cobb	TB	Oct. 15	Defense
1990	Marion Hobby	DE	Nov. 19	Defense
	Chuck Webb	TB	Nov. 19	Offense
1991	Darryl Hardy	LB	Nov. 19	Offense
	Andy Kelly	QB	Nov. 19	Offense
1992	Carl Pickens	WR	Nov. 19	Offense
	Shon Walker	LB	Nov. 19	Offense
1993	Charlie Garner	TB	Nov. 20	Offense
	James Stewart	TB	Nov. 20	Offense
1994	Heath Shuler	QB	Sept. 25	Offense
	Ben Talley	DE	Sept. 10	Offense
1995	Shane Burton	DT	Nov. 26	Defense
	Peyton Manning	QB	Nov. 26	Defense
1996	Jay Graham	TB	Oct. 14	Defense
	Leonard Little	DE	Oct. 7	Offense
1997	Peyton Manning	QB	Oct. 3	Defense
	Dwayne Goodrich	DB	Oct. 12	Offense
1998	Jamal Lewis	TB	Nov. 2	Offense
	Leonard Little	DE	Nov. 29	Defense
1999	Peyton Manning	QB	Oct. 11	Offense
	Shaun Ellis	DE	Sept. 6	Defense
2000	Deon Grant	DB	Oct. 3	Defense
	Tee Martin	QB	Oct. 10	Defense
2001	Tee Martin	QB	Oct. 31	Offense
	Peerless Price	WR	Nov. 28	Offense
2002	Al Wilson	LB	Nov. 19	Defense
	Shaun Ellis	DE	Sept. 4	Defense
2003	Deon Grant	DB	Oct. 2	Defense
	Tee Martin	QB	Oct. 9	Offense
2004	John Henderson	DT	Oct. 23	Offense
	Travis Henry	TB	Oct. 30	Defense
2005	Casey Clausen	QB	Oct. 20	Offense
	Travis Stephens	TB	Sept. 8	Offense
2006	Kelley Washington	WR	Dec. 1	Offense
	Jabari Davis	TB	Sept. 29	Offense
2007	Alex Walls	PK	Oct. 7	Offense
	Casey Clausen	QB	Nov. 25	Special Teams
2008	Jabari Davis	TB	Oct. 7	Offense
	Alex Walls	PK	Nov. 25	Special Teams
2009	Casey Clausen	QB	Oct. 25	Offense
	Dustin Colquitt	P	Sept. 6	Special Teams
2010	Jabari Davis	TB	Sept. 27	Special Teams
	Mark Jones	RS	Sept. 20	Offense
2011	Derrick Winsley	RS	Nov. 22	Special Teams
	Gibril Tinsley	DB	Nov. 8	Special Teams
2012	Kevin Burnett	LB	Nov. 29	Defense
	Rick Clausen	QB	Sept. 18	Defense
2013	Jason Hall	DE	Nov. 27	Offense
	Parys Haralson	DE	Oct. 9	Defense
2014	Jesse Mahelona	DT	Oct. 16	Defense
	Turk McBride	DT	Nov. 6	Defensive Line
2015	Michael Munoz	OT	Oct. 23	Defensive Line
	Jason Respert	C	Sept. 25	Offensive Line
2016	Rob Smith	OG	Oct. 9	Offensive Line
	James Wilhoit	PK	Nov. 20	Offensive Line
2017	Rick Clausen	QB	Sept. 18	Special Teams
	Arian Foster	TB	Sept. 27	Offense
2018	Justin Harrell	DT	Nov. 28	Freshman
	Arron Sears	OT	Dec. 6	Defense
2019	Turk McBride	DT	Oct. 3	Offensive Line
	Arron Sears	OT	Nov. 25	Defensive Line
2020	Jonathan Wade	DB	Sept. 23	Offensive Line
	James Wilhoit	PK	Oct. 28	Defense
2021	Eric Berry	DB	Sept. 30	Special Teams
	Daniel Lincoln	PK	Nov. 18	Special Teams
2022	Jerod Mayo	LB	Sept. 22	Freshman
	Josh McNeil	C	Nov. 24	Freshman
2023	Dennis Rogan	KR	Oct. 27	Special Teams
	Eric Berry	DB	Oct. 13	Offensive Line
2024	Gerald Jones	KR	Nov. 17	Special Teams
	Chris Scott	OT	Nov. 17	Special Teams

GENERAL  
STAFF  
PLAYERS  
REVIEW  
HISTORY  
HONORS  
VOLMANAC  
RECORDS





# HONORS

2009	Wes Brown	DT	Nov. 23	Defensive Line	2015	Kyler Kerbyson	OT	Sept. 7	Offensive Line
	Jonathan Crompton	QB	Oct. 12	Offense		Preston Williams	WR	Nov. 30	Offensive Line
	Aaron Douglas	OT	Nov. 9	Offensive Line		Joshua Dobbs	QB	Oct. 12	Offense
	Janzen Jackson	DB	Nov. 2	Freshman Def.		Evan Berry	KR	Nov. 2	Special Teams
	Chris Scott	OT	Sept. 7	Offensive Line		Darrin Kirkland Jr.	LB	Nov. 9	Freshman
2010	Tyler Bray	QB	Nov. 6	Freshman		Coleman Thomas	C	Nov. 23	Offensive Line
			Nov. 13	Freshman	2016	Micah Abernathy	DB	Sept. 12	Defense
	Gerald Williams	DE	Nov. 27	Freshman		Derek Barnett	DE	Sept. 26	Defensive Line
2011	Tyler Bray	QB	Sept. 10	Offense				Oct. 3	Defense
	A.J. Johnson	LB	Oct. 22	Freshman				Oct. 17	Defensive Line
	Malik Jackson	DT	Nov. 19	Defensive Line				Nov. 21	Defense
	Curt Maggitt	LB	Nov. 19	Freshman		Joshua Dobbs	QB	Sept. 26	Offense
2012	Zach Fulton	OL	Sept. 3	Offensive Line		Riley Lovingood	LS	Oct. 3	Special Teams
	Cordarrelle Patterson	KR	Oct. 15	Special Teams	2017	Ty Chandler	RB/KR	Sept. 11	Freshman
	Tyler Bray	QB	Nov. 5	Offense					
2013	Brian Randolph	DB	Sept. 9	Defense					
	Michael Palardy	K/P	Oct. 21	Special Teams					
	Ja'Wuan James	OL	Dec. 2	Offensive Line					
	Corey Miller	DL	Dec. 2	Defensive Line					
2014	Jalen Hurd	TB	Sept. 8	Freshman					
	Joshua Dobbs	QB	Nov. 3	Offense					
	Derek Barnett	DE	Nov. 17	Defensive Line					
	Cameron Sutton	PR	Dec. 1	Special Teams					

## SEC HONORS BY THE NUMBERS

### ■ FIRST TEAM

**177**

>> Tennessee's individual All-SEC First Team selections, who have been honored a total of 356 times.

**52**

>> Vols who have earned multiple All-SEC First Team selections, four of which who have been recognized three times.

**7**

>> Most All-SEC selections in one season, which has happened four times: 1991, 95, 97 & 99.

**47**

>> Most consecutive years in which at least one Vol was named First Team All-SEC (1963-2009).

### ■ SECOND TEAM

**194**

>> Tennessee's individual All-SEC Second Team selections, who have been honored a total of 273 times.

**35**

>> Vols who have earned multiple All-SEC Second Team selections, two of which who have been recognized three times.

**8**

>> Most All-SEC selections in one season: 1995.

**25**

>> Most consecutive years in which at least one Vol has been named Second Team All-SEC (1993-present)

### ■ FRESHMAN TEAM

**79**

>> Tennessee's individual All-SEC Freshman Team selections.

**15**

>> UT offensive linemen who have earned All-SEC Freshman Team honors, more than any other position by a Vol.

**5**

>> Most All-SEC selections in one season: 2003.

**19**

>> Most consecutive seasons in which at least one Vol has been named Freshman Team All-SEC, which is currently active (1999-present).

### ■ WEEKLY HONORS

**4**

>> Most consecutive weeks at least one Vol has earned weekly SEC honors: 1996 (Oct. 3-Nov. 2).

**5**

>> Most career weekly awards by a Vol, accomplished by Tyler Bray and Derek Barnett.

**11**

>> Most SEC weekly honors in one season: 2004.

**4**

>> Most individual weeks a Vol has earned an SEC weekly award in one season: Derek Barnett in 2016.

# TENNESSEE SPORTS HALL OF FAME

The Tennessee Sports Hall of Fame is a non-profit corporation founded to honor the outstanding achievements of Tennesseans in the realm of sports. Listed below are UT's more than 100 all-time representatives who have been inducted into the Tennessee Sports Hall of Fame since its founding in 1966.

<b>1966</b>	Doug Atkins (Football 1949-51, Basketball 1951) *George Cafego (Football 1937-39, Asst. Coach 1955-84, Head Baseball Coach 1958-62) *Bobby Dodd (Football 1928-30) *Beattie Feathers (Football 1931-33) *Herman Hickman (Football 1929-31) The Majors Family: *Mr. and Mrs. Shirley Majors, *Bill (Football 1958-60, Asst. Coach 1963-65), Bob (Football 1969-71), John (Football 1954-56, Assistant Coach 1957-59, Head Football Coach 1977-92), Joe & Larry *General Robert Neyland (Assistant Coach 1925, Head Football Coach 1926-34, 1936-40, 1946-52, Athletics Director 1952-62)
<b>1967</b>	*Nathan Dougherty (Football 1906-08) *Gene McEver (Football 1928-29, 31) Lindsey Nelson (Vol Network Announcer 1949-50)
<b>1968</b>	*John Barnhill (Football 1925-27, Asst. Coach 1931-40, Head Football Coach 1941-45) *Bob Foss (Football 1938-40, Vol Network Color Announcer 1952-67)
<b>1969</b>	Bob Woodruff (Football 1936-38, Asst. Coach, 1939, 1941, 1961-62, Athletics Dir. 1963-85)
<b>1970</b>	*Bob Suffridge (Football 1938-40) *Nash Buckingham (Football 1901-02)
<b>1971</b>	*Tommy Bridges (Baseball 1927-29)
<b>1972</b>	*Bowden Wyatt (Football 1936-38, Head Football Coach 1955-62)
<b>1973</b>	*Mickey O'Brien (Head Athletic Trainer 1938-41, 1945-72)
<b>1974</b>	*Buddy Hackman (Football 1928-30)
<b>1979</b>	Dr. Andrew J. Kozar (Football 1950-52)
<b>1980</b>	William M. (Bill) Johnson (Football 1955-57) Claudette Riley Sisk (Majorette) Murray Warmath (Football 1932-34)
<b>1981</b>	Edward Bailey (Baseball 1948)
<b>1982</b>	Francis E. (Hank) Lauricella (Football 1949-51)
<b>1983</b>	Ed Cifers (Football 1938-40)
<b>1984</b>	A.W. Davis (Assistant Basketball Coach 1963-65)
<b>1985</b>	Robert G. Cifers (Football 1941-42) Bob Johnson (Football 1965-67) Ray Mears (Head Basketball Coach 1963-77)
<b>1986</b>	*Samuel W. (Sam) Bartholomew (Football 1937-39) Thomas G. (Tommy) Bartlett (Basketball 1950-52, Assistant Coach 1962-66) James A. (Jim) Haslam II (Football 1950-52) Houston Herndon (Football 1927-29)
<b>1987</b>	Ernie Grunfeld (Basketball 1973-77) Harold Johnson (Football 1948-50) Phillip Beene (Football 1928-30)
<b>1988</b>	Ray Bussard (Head Swimming & Diving Coach 1968-88)
<b>1989</b>	*Tom Elam (UT Athletics Board Member) Steve DeLong (Football 1962-64) *Rex Dockery (Football 1963, Assistant Coach 1970-71)
<b>1990</b>	Ray Graves (Football 1940-41, Assistant Coach 1944-45) Ralph Hatley (Football 1932-34)
<b>1991</b>	Doug Dickey (Head Football Coach 1964-69, Athletics Director 1985-2003) Hal Littleford (Football 1947-49) John Ward (Vol Network Broadcaster 1965-99)
<b>1992</b>	Pug Pearman (Football 1947, 1949-51) Ike Peel (Football 1939-41, Assistant Coach 1942, 1945-53)
<b>1993</b>	Condredge Holloway (Football 1972-74, Baseball 1973-75)
<b>1994</b>	Bill Anderson (Football 1954-56, Vol Network 1968-98) Gus Manning (UT Administration 1950-Present) *Ed Molinski (Football 1938-40)
<b>1995</b>	Charles Rosenfelder (Football 1966-68) *Abe Shires (Football 1950, 52-53)
<b>1996</b>	Leonard Coffman (Football 1937-39) Bill Wright (Baseball Head Coach 1963-81) Darris McCord (Football 1952-54)
<b>1997</b>	*Johnny Butler (Football 1939-41) Ron Widby (Football 1964-66, Basketball 1964-67,

	Baseball 1965, Golf 1966)
<b>1998</b>	*Louis B. (Farmer) Johnson (Football 1926-28) Steve Kiner (Football 1967-69) Jack (Hacksaw) Reynolds (Football 1967-69)
<b>1999</b>	*Harry Anderson (Basketball 1934-36) John Michels (Football 1950-52) Joe Steffy (Football 1944) Curt Watson (Football 1969-71)
<b>2000</b>	*Phil Dickens (Football 1934-36) Murray Armstrong (Football 1955-59) Frank Emanuel (Football 1963-65, Asst. Coach 1979-81) Stanley Morgan (Football 1973-76) Hooper Eblen (Football 1935)
<b>2001</b>	*Tim Kerin (Trainer 1977-91) Bill Barnes (Football 1937-39) Phillip Fulmer (Football 1969-71, Asst. Coach 1980-91, Head Coach 1992-2008)
<b>2002</b>	*Ken Donahue (Football 1949-50, Assistant Coach 1956-60, 1985-88) *John Maurer (Head Basketball Coach 1939-47, Asst. Football Coach 1939-46, 61-63) Eddie Brown (Football 1971-73) Phil Garner (Baseball 1968-70)
<b>2003</b>	Bob Patterson (Football 1967-69) Chuck Rohe (Head Track Coach 1963-1970, Assistant Football 1964-1970) Pat Summitt (Head Women's Basketball Coach 1974-2012)
<b>2004</b>	Reggie White (Football 1980-83) Holly Warlick (Women's Basketball 1976-80, Assistant Coach 1986-2012, Head Coach 2012-present)
<b>2005</b>	Darwin Bond (Track 1971-74) Richmond Flowers (Football and Track 1966-69) Haywood Harris (Sports Information 1961-2010) Bill Justus (Basketball 1967-69) Ed Murphey (Track 1954-57)
<b>2006</b>	Ann Baker Furrow (Golf) *Dr. Earl Ramer (Administrative) Rick Honeycutt (Baseball 1973-76)
<b>2007</b>	Kyle "Buddy" Cruze (Football 1955-56) Bernard King (Basketball 1975-77)
<b>2008</b>	Joan Cronan (Administrative 1983-2012) *Dick Huffman (Football 1942-46)
<b>2009</b>	Stan Huntsman (Track Coach 1970-84) Chip Kell (Football 1968-70) Tim Priest (Football 1967-70)
<b>2010</b>	Dale Ellis (Basketball 1980-83) Charley Coffey (Football 1953-55)
<b>2011</b>	Bill Battle (Head Football Coach 1970-76) Tim Irwin (Football 1976-80) *Jackie Walker (Football 1969-71)
<b>2012</b>	*Bry. Gen. Austin Conner Shofner (Football, Wrestling)
<b>2013</b>	Larry Seivers (Football 1974-76) Trey Teague (Football 1994-97)
<b>2014</b>	Brigitte Gordan (Basketball 1985-1989) Paul Naumoff (Football 1964-1966)
<b>2015</b>	Jimmy England (Basketball 1968-71) Jamie Rotella (Football 1971-73)
<b>2016</b>	Canale Brothers: Frank (Football 1962), George (Football 1960-62), *Whit (Football 1962, 64) Conrad Graham (Football 1970-72) Missy Kane (Track & Field 1974-77) Lester McClain (Football 1968-70)
<b>2017</b>	Haskel Stanback (Football 1971-73) Chad Clifton (Football 1995-2000) Al Wilson (Football 1996-98) Willie Gault (Football 1979-82, Track & Field 1979-1983) *Graham Vowell (Football 1914-16, 1921)
<b>2018</b>	Johnnie Jones (Football 1982-84) Raleigh McKenzie (Football 1982-84) Reggie McKenzie (Football 1981-84)

\* Deceased at time of induction

GENERAL

STAFF

PLAYERS

REVIEW

HISTORY

HONORS

VOLMANAC

RECORDS



# HALLS OF FAME & OTHER HONORS

## PROFESSIONAL HALLS OF FAME

### ■ PRO FOOTBALL HALL OF FAME

*Located in Canton, Ohio*

**Vol Members:**

Doug Atkins, DE (Elected 1982)

Reggie White, DT (Elected 2006)

### ■ CANADIAN FOOTBALL HALL OF FAME

*Located in Hamilton, Ontario*

**Vol Members:**

Dick Huffman, DT (Elected 1987)

Condredge Holloway, QB (Elected 1999)

Ray Nettles, LB (Elected 2005)

## NATIONAL AWARDS

### ■ NCAA SILVER ANNIV. AWARD

Selected by NCAA honoring men who have led distinguished professional careers after illustrious college athletic careers 25 years ago.

1950-52 Andy Kozar, FB (1977)

1965-67 Bob Johnson, C (Selected 1993)

1971-74 John Trembley, Freestyle (Selected 2000)

### ■ SILVER ANNIV. ALL-AMERICA

Selected by Sports Illustrated honoring successful men who played college football 25 years ago.

1933-35 C.C. Humphreys, End (Selected 1960)

1938-40 Ed Cifers, End (Selected 1965)

## REGIONAL AWARDS

### ■ TOUCHDOWN CLUB OF ATLANTA

Originated in 1938 with the selection of the Southeast Player of the Year.

**Players:**

1940 Bob Suffridge (Guard)

1956 Johnny Majors (Tailback)

1981 Lee North (Center)

1983 Reggie White (Def. Tackle)

1984 Bill Mayo (Offensive Guard)

1986 Dale Jones (Linebacker)

1991 Dale Carter (Defensive Back)

1997 Peyton Manning (Quarterback)

1998 Al Wilson (Linebacker)

1999 Deon Grant (Defensive Back)

2006 Arron Sears (Offensive Tackle)

2008 Eric Berry (Defensive Back)

2009 Eric Berry (Defensive Back)

**Coach:**

1998 Phillip Fulmer

### ■ BIRMINGHAM MONDAY MORNING QUARTERBACK CLUB AWARDS

Originated in 1942 with the selection of the SEC's most outstanding back and lineman.

**Most Outstanding Lineman:**

1950 Ted Daffer (Guard)

1964 Steve DeLong (Guard)

1967 Bob Johnson (Center)

1970 Chip Kell (Guard)

1982 Willie Gault (Wide Receiver)

1983 Reggie White (Tackle)

1989 Eric Still (Guard)

1990 Antone Davis (Tackle)

1996 Joey Kent (Wide Receiver)

1998 Al Wilson (Linebacker)

**Most Outstanding Back:**

1951 Hank Lauricella (Tailback)

1956 Johnny Majors (Tailback)

1997 Peyton Manning (Quarterback)

2000 Travis Henry (Tailback)

### ■ BIRMINGHAM TD CLUB AWARDS

Originated in 1976 with selection of the outstanding senior football player in the Southeastern Conference. Expanded to include selection of assistant coach of the year.

**Outstanding Senior:**

1983 Reggie White (Defensive Tackle)

1990 Tony Thompson (Back)

1991 Andy Kelly (Quarterback)

1997 Peyton Manning (Quarterback)

1998 Al Wilson (Linebacker)

**Assistant Coach of the Year:**

1983 Larry Marmie (Defensive Coordinator)

1985 Ken Donahue (Defensive Coordinator)

1987 Walt Harris (Offensive Coordinator)

1993 David Cutcliffe (Offensive Coordinator)



## SPRING FOOTBALL AWARDS

### HARVEY ROBINSON AWARD

Presented each spring to the most-improved offensive player as selected by the coaching staff in honor of Harvey Robinson, former Vol player (1929-32), assistant coach (1946-52, 1960-63) and head coach (1953-54).

1979	OT Tim Irwin	2001	C Jason Respert
1980	WR Mike Miller		TE Jason Witten
1981	TE Mike E. Cofer	2002	WR Tony Brown
1982	OT John Mathews	2003	OL Cody Douglas
1983	RB Randall Morris	2004	OG Rob Smith
1984	QB Tony Robinson	2005	OT Ramon Foster
	TE John Cook		C David Ligon
1985	TE Tim Hendrix	2006	OT Steven Jones
	OT Bruce Wilkerson	2007	OT Ramon Foster
1986	TE Tim Hendrix	2008	WR Ahmad Paige
	QB Randy Sanders		TE Luke Stocker
1987	RB Reggie Cobb	2009	WR Quintin Hancock
	OT Eric Still	2010	OL Dallas Thomas
1988	C John Fisher	2011	C Alex Bullard
	TE Mark Adams	2012	TB Devrin Young
	FB Greg Amsler	2013	C Mack Crowder
1990	WR Lee Wood	2014	OL Kyler Kerbyson
1991	OG Mike Stowell	2015	OL Jashon Robertson
1992	WR Rodney Ruth	2016	WR Preston Williams
1993	OG Trey Peterson	2017	TE Jakob Johnson
1994	TE Scott Pfeiffer	2018	TE Eli Wolf
1995	RB Chester Ford		
1996	WR Peerless Price		
1997	QB Tee Martin/ WR Benjie Shuler		
1998	RB Will Bartholomew		
1999	OT Will Ofenheusle		
2000	OT Fred Weary		
	TE Neil Johnson		

### ANDY SPIVA AWARD

Presented each spring to the most-improved defensive player as selected by the coaching staff in honor of Andy Spiva, outstanding linebacker from 1973-76.

1979	DE Steve Davis		DB Mark Jones
1980	LB Mark Burns	2002	DE Karlton Neal
1981	DT Reggie White	2003	DE Jason Hall
1982	DT Chris Wampler		DE Antwan Stewart
	DE Mike Terry	2004	DE Turk McBride
1983	LB Alvin Toles	2005	DB Corey Campbell
1984	LB Jim Dunkin		LB Ryan Karl
1985	DB Tommy Sims	2006	DB Jonathan Wade
1986	LB Tyrone Robinson		DT Dan Williams
1987	LB Mike Kelley	2007	DB Marsalous Johnson
	LB Keith DeLong	2008	DE Robert Ayers
	DT Marion Hobby		CB D. Willingham
1988	MG Charles McRae	2009	DE Chris Walker
1989	DB Kelly Days	2010	LB Austin Johnson
1990	DB Floyd Miley	2011	DT Daniel Hood
1991	LB Darryl Hardy	2012	DL Gregory Clark
	DT Shazzon Bradley		DL Steven Fowlkes
1992	DE Shane Bonham	2013	LB Dontavis Sapp
	DB Steve Session	2014	DL Corey Vereen
1993	LB Scott Galyon	2015	DB Rashaan Gaulden
1994	LB Tyrone Hines	2016	DL Danny O'Brien
1995	DT Shane Burton	2017	DB Justin Martin
1996	DT Bill Duff	2018	DL Kyle Phillips
1997	DT Bill Duff		
	LB Shawn Johnson		
1998	DB Mikki Allen		
1999	DT John Henderson		
2000	DT Edward Kendrick		
	DB Steven Marsh		
2001	LB Eddie Moore		



2018 Harvey Robinson Award Winner Eli Wolf with Head Coach Jeremy Pruitt at the 2018 Orange and White Game.



2018 Andy Spiva Award Winner Kyle Phillips with Head Coach Jeremy Pruitt at the 2018 Orange and White Game.



## TEAM AWARDS

### ■ MICKEY O'BRIEN AWARD

Awarded annually in honor of Mickey O'Brien, Tennessee trainer from 1938-72, to the senior player who best exemplifies courage and determination to overcome physical obstacles during his career and make a valuable contribution to the team.

1967	G Joe Graham
1968	QB Bubba Wyche
1969	B Benny Dalton
1970	TB Don McLeary
1971	E Tom Bennett
1972	T Gaylon Hill
1973	LB Eddie Wilson
1974	LB Hank Walter
1975	No Recipient
1976	QB Randy Wallace
1977	QB Danny Jenkins
1978	C Robert Shaw
1979	DB Roland James
1980	TE Reggie Harper
1981	C Lee North
1982	DE Mike Terry
1983	DT Mark Studaway
1984	DT Jim Dunkin
1985	DB Tommy Sims
1986	OG Johnny Hibbett
1987	C Todd Kirk
1988	C Ray Robinson RB Keith Davis
1989	WR Terence Cleveland
1990	RB Tony Thompson
1991	TE Von Reeves
1992	DT J. J. Surlas
1993	WR Craig Faulkner
1994	OG Kevin Mays
1995	DB DeRon Jenkins
1996	LB Tyrone Hines
1997	DB Tori Noel
1998	DT Jeff Coleman DT Ron Green OT Jarvis Reado
1999	RB Jamal Lewis OT Chad Clifton
2000	LB Eric Westmoreland
2001	OG Fred Weary
2002	LB Keyon Whiteside
2003	DE Constantin Ritzmann
2004	C Chuck Prugh C Jason Respert
2005	Not Awarded
2006	WR Jayson Swain/ LB Marvin Mitchell

*Not Awarded Since 2006*

### ■ BILL MAJORS AWARD

Awarded annually to the Volunteer player who best exemplifies the dedication toward football displayed by Bill Majors, a UT player and coach, who died in 1965.

1965	WB Hal Wantland
1966	G Bobby Morel
1967	MM Jimmy Glover
1968	T Dick Williams
1969	B Bill Young
1970	DB Tim Priest
1971	FB Curt Watson
1972	G Bill Emendorfer
1973	B Eddie Brown
1974	B Jim Watts
1975	No Recipient
1976	WR Larry Seivers
1977	T Danny Jenkins
1978	DE Dennis Wolfe
1979	T Phil Sutton
1980	T Brad White
1981	LB Lemont Holt Jeffers
1982	DB Bill Bates
1983	C Glenn Streno OT Curt Singer
1984	LB Alvin Toles
1985	QB Daryl Dickey
1986	LB Dale Jones
1987	DB Terry McDaniel
1988	QB Jeff Francis
1989	WR Thomas Woods
1990	RB Tony Thompson
1991	QB Andy Kelly LB Shon Walker
1992	DB J. J. McCleskey
1993	DT Shane Bonham
1994	WR Kendrick Jones
1995	LB Scott Galyon
1996	DB Raymond Austin
1997	DT Bill Duff QB Peyton Manning
1998	RB Shawn Bryson DT Darwin Walker
1999	DB Fred White C Spencer Riley DB Derrick Edmonds
2000	DB Andre Lott DE Will Overstreet FB Will Bartholomew
2001	DE Will Overstreet FB Will Bartholomew
2002	LB Eddie Moore C Scott Wells
2003	LB Robert Peace
2004	WR Tony Brown DE Parys Haralson
2005	Not Awarded
2006	DB Jonathan Hefney

*Not Awarded Since 2006*

### ■ MARYVILLE DAILY TIMES TROPHY

Awarded annually to the senior Tennessee football player with the highest scholastic average. The award, which originated in 1951 by The Knoxville Journal, has been presented by the Maryville Daily Times since 1992.

1951	C Bill Jasper
1952	FB Andy Kozar
1953	T Colin Munro
1954	WB Hugh Garner
1955	G Charles Coffey
1956	T Charles Rader
1957	G Bill Johnson
1958	WB Sammy Burklow
1959	FB Neyle Sollee
1960	G Wayne Grubbs
1961	BB Gene Gann
1962	BB Wayne Coleman
1963	BB Pat Downey
1964	C Norbert Ackermann
1965	G Bobby Gratz
1966	T Mack Gentry
1967	C Bob Johnson
1968	E Terry Dalton
1969	E Vic Dingus
1970	G Don Denbo
1971	PK George Hunt
1972	LB Jamie Rotella DB David Allen
1973	DB Eddie Brown
1974	DB Jim Watts
1975	DB Russ Rabenstein
1976	DB Mike Mauck
1977	TE John Murphy
1978	DB Chip Linebarrier
1979	QB David Rudder
1980	T Tim Irwin-Tackle
1981	QB Jeff Olszewski
1982	DB Doug Parrish
1983	OG Johnny McAdams
1984	WR Bill Eichholtz
1985	DB Tim Welch
1986	DB Charles Davis
1987	LB Kelly Ziegler
1988	PK Adam Epstein
1989	OG Eric Still
1990	DB Preston Warren
1991	C Craig Martin OG Tom Myslinski
1992	TE Robert Todd
1993	DT Paul Yatkowski
1994	OG Kevin Mays
1995	LB Scott Galyon
1996	TE John Sartelle
1997	QB Peyton Manning OT Brad Lampley
1998	PK Jeff Hall
1999	H Benson Scott
2000	P David Leaverton DB Eric Campbell
2001	TE John Finlayson
2002	H Seth Reagan LB Brian Word
2003	OG Guillaume Dumont
2004	OT Michael Munoz
2005	WR C.J. Fayton DE Parys Haralson
2006	PK James Wilhoit
2007	WR/H Casey Woods

*Not Awarded Since 2007*

### ■ JOHN STUCKY AWARD

Awarded annually to the Vol player who shows the most dedication and work discipline to improve strength as selected by the strength and conditioning staff.

1994	RB Aaron Hayden
1995	OG Bubba Miller LB Scott Galyon
1996	DB Raymond Austin RB Shawn Bryson
1997	QB Peyton Manning LB Eric Westmoreland
1998	LB Al Wilson
1999	DB Mikki Allen DE Will Overstreet
2000	FB Will Bartholomew C Fred Weary
2001	FB Will Bartholomew OG Fred Weary
2002	DB Stephen Marsh DE Omari Hand DT Demetrian Veal
2003	RB Troy Fleming LB Robert Peace C Scott Wells
2004	WR Tony Brown LB Kevin Burnett OT Michael Munoz
2005	OT Cody Douglas LB Omar Gaither DE Parys Haralson C Rob Smith
2006	FB Cory Anderson DT Justin Harrell LB Marvin Mitchell WR Jayson Swain
2007	DB Inky Johnson LB Jerod Mayo DT J.T. Mapu DE Xavier Mitchell
2008	DE Wes Brown DE Robert Ayers WR Lucas Taylor DB D. Willingham
2009	Not Awarded
2010	C Cody Pope DE Willie Bohannon
2011	FB Channing Fugate QB Matt Simms LB Austin Johnson LB Daryl Vereen
2012	QB Tyler Bray OL Ja'Wuan James DB Brian Randolph LB Jordan Williams
2013	RB Alden Hill TE Alex Ellis DB Max Arnold
2014	WR Marquez North FB Joe Stocstill
2015	DB Malik Foreman OL Jashon Robertson DL Kendal Vickers
2016	DB Cameron Sutton TE Jason Crou
2017	DT Quay Picou WR Latrell Williams



# POSTSEASON ALL-STAR GAMES

Active games

## EAST-WEST SHRINE GAME

San Francisco and Palo Alto, Calif.; Houston and San Antonio, Texas; Orlando, Fla.

1932	Gene McEver Herman Hickman
1934	Beattie Feathers
1946	Bob Dobelstein
1964	Steve DeLong
1965	Frank Emanuel
1976	Ron McCartney
1977	Mickey Marvin Andy Spiva
1979	Robert Shaw
1980	Craig Puki Bill Marren
1981	Tim Irwin Brad White
1982	Anthony Hancock
1983	Mike Miller
1985	Johnnie Jones
1986	Eric Swanson
1988	John Bruhin Terry McDaniel
1990	Kent Elmore Tracy Hayworth
1991	Roland Poles
1992	Tom Myslinski
1996	Scott Galyon DeRon Jenkins Jason Layman
1998	Jonathan Brown Robert Poole
1999	Jeff Hall
2001	David Leaverton
2003	Omari Hand
2004	Rashad Baker Casey Clausen Gibril Wilson
2005	Jason Respert
2006	Jason Hall
2007	Jayson Swain
2008	Jonathan Hefney
2009	Ramon Foster
2010	Chris Scott
2011	Chris Walker
2012	Tauren Poole
2014	Zach Fulton Rajion Neal James Stone
2015	Justin Coleman
2018	Ethan Wolf

### Coaches

1981	Johnny Majors
1987	Johnny Majors
1996	Phillip Fulmer
1998	Phillip Fulmer

## SENIOR BOWL

Mobile, Ala.

1951	Bud Sherrord
1952	Ted Daffer Hank Lauricella Bill Pearman Gordon Polofsky
1954	Mack Franklin

1955	Darris McCord
1957	Buddy Cruze John Gordy Johnny Majors
1958	Bill Anderson
1959	Carl Smith
1960	Lebron Shields
1962	Mike Lucci
1963	John Hudson
1964	Dick Evey Mallon Faircloth
1965	Steve DeLong (MVP)
1966	Frank Emanuel
1967	Johnny Mills Paul Naumoff
1968	John Boynton Bob Johnson Dewey Warren
1969	Charles Rosenfelder
1970	Steve Kiner Jack Reynolds
1971	Chip Kell Tim Priest
1972	Ray Nettles Bobby Majors Curt Watson
1973	Jamie Rotella Conrad Graham
1974	Eddie Brown
1977	Andy Spiva
1979	Robert Shaw
1980	Roland James
1981	Danny Spradlin
1982	Brian Ingram Lee North
1983	Darryal Wilson
1984	Mark Studaway
1985	Bill Mayo Carl Zander
1986	Eric Swanson Daryl Dickey
1988	Anthony Miller John Bruhin
1989	Keith DeLong Jeff Francis
1990	Marion Hobby Eric Still
1991	Tony Thompson Vince Moore Alvin Harper (MVP)
1992	Dale Carter Bernard Dafney Chris Mims Chuck Smith Jeremy Lincoln
1993	Todd Kelly
1994	Charlie Garner (MVP) Cory Fleming
1995	Kevin Mays James Stewart Billy Williams
1996	DeRon Jenkins Jason Layman Jeff Smith
1997	Jay Graham Tyrone Hines Joey Kent

1998	Jonathan Brown Terry Fair Leonard Little Tori Noel Trey Teague
1999	Shawn Bryson Jeremaine Copeland Steve Johnson Peerless Price Al Wilson
2000	Chad Clifton Dwayne Goodrich Tee Martin Spencer Riley Raynoch Thompson Darwin Walker
2001	David Leaverton Cedrick Wilson Eric Westmoreland
2002	Will Bartholomew Andre Lott Will Overstreet Travis Stephens Fred Weary
2003	Julian Battle Rashad Moore
2004	Scott Wells
2005	Dustin Colquitt Cedric Houston
2006	Cody Douglas Parys Haralson Jesse Mahelona Albert Toeaina
2007	Arron Sears Jonathan Wade
2008	Erik Ainge (MVP) Brad Cottam
2009	Robert Ayers (MVP) Arian Foster Anthony Parker
2010	Morgan Cox Chris Scott Dan Williams
2011	Luke Stocker
2012	Malik Jackson
2013	Mychal Rivera Dallas Thomas (INJ)
2014	Ja'Wuan James Daniel McCullers
2017	Joshua Dobbs Cameron Sutton

## CASINO DEL SOL ALL-STAR GAME

Tucson, Ariz.

2012	Austin Johnson
------	----------------

## COLLEGE ALL-STAR GAME

Greenville, S.C.

2014	J.R. Carr Maurice Couch Corey Miller Marlon Walls
------	--

## MEDAL OF HONOR BOWL

Charleston, S.C.

2014	Alex Bullard Maurice Couch Rajion Neal Michael Palardy Dontavis Sapp Marlon Walls
2015	Jordan Williams

## NFLPA COLLEGIATE BOWL

Los Angeles, Calif.

2013	Herman Lathers Marsalis Teague
2018	Justin Martin

## TEXAS VS. THE NATION

El Paso, Texas

2007	James Wilhoit
2008	Chris Brown Xavier Mitchell Antonio Reynolds
2009	Demonte Bolden DeAngelo Willingham
2010	Jonathan Crompton Vladimir Richard
2011	Denarius Moore

## TROPICAL BOWL

Daytona Beach, Fla.

2017	Jason Croom Malik Foreman
2018	Aaron Medley

AMERICAN BOWL  
Tampa, Fla.

## POSTSEASON ALL-STAR GAMES

Defunct games

<b>1969</b>	Charles Rosenfelder Jim Weatherford
<b>1970</b>	Steve Kiner Jack Reynolds Frank Yanosky
<b>1972</b>	George Hunt
<b>1974</b>	Haskel Stanback Eddie Brown
<b>1975</b>	Jim Watts
<b>1976</b>	Steve Poole

### BLUE-GRAY GAME

Montgomery, Ala.	
<b>1941</b>	Ray Graves Johnny Butler
<b>1942</b>	Art Brandau R.A. Long
<b>1944</b>	Art Brandau Earle Brown Denver Crawford
<b>1945</b>	Denver Crawford
<b>1947</b>	Denver Crawford Ray Drost
<b>1948</b>	Jim Powell
<b>1953</b>	Bill Barbish Mack Franklin Bob Fisher
<b>1954</b>	Darris McCord Jimmy Wade
<b>1958</b>	Tommy Potts Carl Smith
<b>1959</b>	Ray Moss Joe Schaffer
<b>1960</b>	Cotton Letner
<b>1960</b>	Bill Majors
<b>1961</b>	Mike Lucci
<b>1962</b>	John Hudson
<b>1963</b>	Dick Evey Mallon Faircloth
<b>1964</b>	Whit Canale
<b>1965</b>	Hal Wantland
<b>1971</b>	George Hunt
<b>1975</b>	Tommy West Steve Poole
<b>1976</b>	Joe Gallagher
<b>1977</b>	Brent Watson
<b>1978</b>	Charlton Webb
<b>1980</b>	Danny Spradlin
<b>1981</b>	Brian Ingram
<b>1983</b>	Clyde Duncan Mark Studaway
<b>1984</b>	Fuad Reveiz
<b>1989</b>	Jeff Francis Kevin Simon

### COACHES'

#### ALL-AMERICA GAME

Lubbock, Texas	
<b>1962</b>	Pat Augustine
<b>1965</b>	Hal Wantland
<b>1966</b>	Frank Emanuel Bob Petrella
<b>1967</b>	Paul Naumoff
<b>1968</b>	Walter Chadwick Bob Johnson
<b>1969</b>	Charles Rosenfelder
<b>1969</b>	Jim Weatherford
<b>1972</b>	George Hunt Ray Nettles

Curt Watson	
<b>1973</b>	Conrad Graham Jamie Rotella
<b>1976</b>	Ron McCartney

### COLLEGE ALL-STAR GAME

Chicago	
<b>1934</b>	Beattie Feathers
<b>1938</b>	Bowden Wyatt
<b>1940</b>	George Cafego
<b>1941</b>	Marshall Abe Shires Bob Suffridge
<b>1943</b>	R.A. Long Billy Meek
<b>1946</b>	Earle Brown
<b>1948</b>	Denver Crawford
<b>1951</b>	Jim Hill J.W. Sherrill Bud Sherrod Jack Stroud
<b>1952</b>	Hank Lauricella Bill Pearman Bert Rechichar
<b>1953</b>	Andy Kozar John Michels
<b>1955</b>	Darris McCord
<b>1957</b>	Bobby Gordon John Gordy
<b>1962</b>	Mike Lucci
<b>1964</b>	Dick Evey
<b>1965</b>	Steve DeLong
<b>1966</b>	Frank Emanuel
<b>1967</b>	Paul Naumoff
<b>1968</b>	Bob Johnson
<b>1970</b>	Jack Reynolds
<b>1973</b>	Jamie Rotella
<b>1975</b>	Neil Clabo
<b>1976</b>	Ron McCartney

### EASTHAM ENERGY COLLEGE ALL-STAR GAME

Tempe, Ariz.	
<b>2011</b>	Chad Cunningham

### GRIDIRON CLASSIC

Orlando, Fla.	
<b>1999</b>	Jeremaine Copeland Jarvis Reado
<b>2000</b>	Fred White
<b>2001</b>	David Martin
<b>2002</b>	Reggie Coleman Dominique Steveson
<b>2003</b>	Keyon Whiteside
<b>2004</b>	Troy Fleming (MVP) Anthony Herrera
<b>2005</b>	Victor McClure

### LAS VEGAS

Las Vegas	
<b>2004</b>	Robert Peace Constantin Ritzmann Chavis Smith
<b>2005</b>	Corey Larkins Derrick Tinsley

### HULA BOWL

Honolulu and Wailuku, Hawaii	
<b>1952</b>	Hank Lauricella
<b>1953</b>	John Michels
<b>1972</b>	Jackie Walker
<b>1975</b>	Condredge Holloway (MVP) Robert Pulliam
<b>1977</b>	Stanley Morgan Larry Seivers
<b>1979</b>	Charlton Webb
<b>1980</b>	Jimmy Streater Roland James
<b>1981</b>	Reggie Harper
<b>1982</b>	Lee North
<b>1983</b>	Willie Gault
<b>1984</b>	Reggie White
<b>1985</b>	Reggie McKenzie Bill Mayo
<b>1986</b>	Jeff Smith Tim McGee
<b>1987</b>	Joey Clinkscales Dale Jones
<b>1988</b>	Harry Galbreath Anthony Miller
<b>1991</b>	Charles McRae Antone Davis Alvin Harper Anthony Morgan
<b>1996</b>	Shane Burton Bubba Miller
<b>1997</b>	Raymond Austin
<b>1999</b>	Jeff Hall
<b>2000</b>	Josh Tucker
<b>2001</b>	DeAngelo Lloyd
<b>2002</b>	Bernard Jackson
<b>2004</b>	Jabari Greer Mark Jones
<b>2005</b>	Tony Brown Jabari Davis Jason Respert
<b>2006</b>	Omar Gaither
<b>2007</b>	Marvin Mitchell Bret Smith
<b>2008</b>	J.T. Mapu

### Coaches

<b>1975</b>	Bill Battle
<b>1977</b>	Johnny Majors
<b>1986</b>	Johnny Majors
<b>1991</b>	Johnny Majors
<b>2000</b>	Phillip Fulmer

### KING ALL-AMERICA CLASSIC

San Jose, Calif.; Tallahassee, Fla.	
<b>1990</b>	Tracy Hayworth Thomas Woods
<b>1991</b>	Harlan Davis Mark Moore

### JAPAN BOWL

Tokyo	
<b>1977</b>	Stanley Morgan Larry Seivers
<b>1980</b>	Craig Puki

Steve Davis	
<b>1981</b>	Tim Irwin Brad White
<b>1984</b>	Reggie White (MVP)
<b>1985</b>	Jim Dunkin Johnnie Jones Raleigh McKenzie Reggie McKenzie
<b>1986</b>	Tommy Sims Chris White
<b>1987</b>	Bruce Wilkerson Charles Davis Carlos Reveiz
<b>1988</b>	Terry McDaniel
<b>1989</b>	Keith DeLong Jeff Francis Kevin Simons
<b>1990</b>	Marion Hobby Eric Still
<b>1991</b>	Antone Davis
<b>1992</b>	John Fisher Andy Kelly Tom Myslinski
<b>1993</b>	J. J. McCleskey Mike Stowell

### Coaches

<b>1981</b>	Johnny Majors
<b>1985</b>	Johnny Majors
<b>1992</b>	Johnny Majors

### MAGNOLIA GRIDIRON ALL-STAR FOOTBALL CLASSIC

Jackson, Miss.	
<b>2006</b>	Chris Hannon

### NORTH-SOUTH ALL-STAR CLASSIC

Houston	
<b>2007</b>	Cory Anderson

### NORTH-SOUTH SHRINE GAME

Miami, Fla.; Pontiac, Mich.	
<b>1955</b>	Charles Coffey
<b>1961</b>	Glenn Glass
<b>1971</b>	Bobby Majors Ray Nettles Curt Watson
<b>1976</b>	David Brady
<b>1979</b>	Charlton Webb

### Coaches

<b>1971</b>	Bill Battle
-------------	-------------

### OLYMPIA GOLD BOWL

San Diego, Calif.	
<b>1982</b>	Anthony Hancock

# ACADEMIC HONORS & SCHOLARSHIPS



Parker Henry was named the male winner of the SEC's McWhorter Scholar-Athlete of the Year award in addition to capturing CoSIDA Academic All-America Second Team honors in 2018.

## ■ CAPITAL ONE ACADEMIC ALL-AMERICANS

College Sports Information Directors of America (CoSIDA) selects the Academic All-America teams. To be nominated, the student-athlete must be a starter or important reserve with at least a 3.20 cumulative grade point average (on a 4.0 scale) for his career. No athlete is eligible until he has reached sophomore athletic and academic standing at his current institution.

CoSIDA chooses All-District and both first and second team All-America teams. Selections below are first team unless otherwise noted.

1956	Charles Rader, Tackle, Chemistry, A-
1957	Bill Johnson, Guard, Bus. Admin., B+
1965	Mack Gentry, Tackle, Bus. Admin., B+
1967	Bob Johnson, Center, Ind. Engr., B+
1970	Tim Priest, Defensive Back, Pre. Law, B+
1980	Tim Irwin, Tackle, Pre. Law, B+
1982	Mike Terry, Defensive End, Bus. Admin., A+
1989	Eric Still, Offensive Guard, Transportation, B+, All-America (2nd); All-District IV
1996	Jeff Hall, Placekicker, Marketing, 3.31, All-District IV Peyton Manning, Quarterback, Speech, 3.51, All-America (2nd); All-District IV
1997	Peyton Manning, Quarterback, Sports Mgmt., 3.50 GPA, All-America; All-District IV
2000	David Leaverton, Punter, Marketing, 3.53, All-District IV
2001	Will Bartholomew, Fullback, Finance, 3.53, All-District IV Will Overstreet, Defensive End, Finance, 3.46, All-America (2nd); All-District IV
2002	Michael Munoz, Offensive Tackle, Political Science, 3.61, All-District IV (2nd)
2005	Rob Smith, Offensive Guard, Sociology, Criminal Justice, 3.44, All-District IV (2nd)
2006	Erik Ainge, Quarterback, Political Science, 3.43, All-District IV (2nd) James Wilhoit, Placekicker, Sport Studies (M.S.), 3.80, All-District IV, All-America (2nd)
2007	Daniel Lincoln, Placekicker, Business Admin., 3.49 All-District IV Austin Rogers, Wide Receiver, Finance, 3.28, All-District IV
2009	Daniel Lincoln, Placekicker, Enterprise Management, 3.31, All-District (2nd) Cody Sullins, Center, Communication Studies, 4.00 All-District (2nd)
2016	Parker Henry, Placeholder, Finance, 4.0, All-District (1st) Todd Kelly Jr., Safety, Biochemistry/Cellular and Molecular Biology, 3.33, All-District (1st) Dylan Wiesman, Offensive Guard, Kinesiology, 3.74, All-District (1st)
2017	Parker Henry, Placeholder, Finance, 4.0, All-America (2nd), All-District (1st)

## ■ McWHORTER SCHOLAR-ATHLETES OF THE YEAR

Each year the SEC, in conjunction with the Alltel Corporation, provides the league's male and female H. Boyd McWhorter Scholar-Athlete Award winners with a \$10,000 post-graduate scholarship. The award recipients are chosen by a committee of Faculty Athletics Representatives from the 12 SEC institutions. The award is named for former SEC Commissioner H. Boyd McWhorter.

1985-86 John Young (Track & Field)

1992-93 Lang Wiseman (Basketball)

2017-18 Parker Henry (Football)

## ■ NASDAQ SCHOLAR-ATHLETE AWARD

The Nasdaq presents the nation's top scholar-athlete \$5,000 in scholarship money for the school's general scholarship fund.

1997 Peyton Manning, Quarterback, Speech Communication

## ■ NACDA PRESEASON GAMES POST-GRADUATE SCHOLAR-ATHLETE AWARD

The National Association of College Directors of Athletics began its post-graduate awards program in 1989-90. The award consists of a \$5,000 scholarship for post-graduate studies at the institution of the honoree's choice. Funding for the awards program is through the NACDA Foundation.

1990 Charles McRae (Football)

1998 Peyton Manning (Football)

## ■ CoSIDA ACADEMIC ALL-AMERICA HALL OF FAME

Created in 1988, the CoSIDA Academic All-America® Hall of Fame recognizes former Academic All-Americans who received a college degree at least 10 years ago, have achieved lifetime success in their professional careers, and are committed to philanthropic causes.

2018 Peyton Manning, Quarterback

## THE ALL-TIME ACADEMIC



Bob Johnson was named to the Academic All-America® All-Time Team announced July 1, 1997, at the College Sports Information Directors of America (CoSIDA) convention in New Orleans by NBC sportscaster Dick Enberg.

Johnson, a two-time All-America center for the Vols (1966-67), was also named Academic All-America in 1967. He was inducted into the College Football Hall of Fame in 1989 and was captain of the Vols' 1967 SEC Championship team.



## ■ THE NCAA TOP VIII SCHOLAR-ATHLETE AWARDS

The NCAA Today's Top VIII, selected by the NCAA Honors Committee, recognizes distinguished student-athletes from the preceding calendar year for athletics, academic achievement, character and leadership.

1997 Peyton Manning, Quarterback, Speech Communication

## ■ WOODY HAYES NATIONAL SCHOLAR-ATHLETE

The Woody Hayes National Scholar Athlete Awards are presented by the University and Northwest Sertoma Club of Columbus, Ohio. Six winners are selected each year, two men and women from each of the three divisions of the NCAA.

2005 Michael Munoz, Offensive Tackle

## ■ AMERICAN HONDA SCHOLAR-ATHLETE PROGRAM

The Honda Scholar-Athlete program recognizes nine NCAA Division I college football players for their outstanding performance on the field and in the classroom. American Honda donates \$3,000 to the general scholarship fund of each player's school on their behalf. Also, Honda names a Scholar-Athlete of the Year and a \$10,000 donation is made to the university's general scholarship fund.

1996 Peyton Manning, Quarterback

1997 Peyton Manning, Quarterback (National Scholar-Athlete of the Year)

## ■ NCAA POST-GRADUATE SCHOLARSHIP AWARDS

The NCAA annually awards 174 post-graduate scholarships to student-athletes who excel academically and athletically and who are in their last year of intercollegiate athletic competition.

In addition to the 35 football honorees, the NCAA awards grants to 32 basketball players (16 each for men and women) and 107 student-athletes participating in sports other than football and basketball in which the NCAA conducts championships.

1971 Don Dembo, Guard, Pre-Medicine

1971 Tim Priest, Defensive Back, Pre-Medicine

1977 Mike Mauck, Defensive Back, Pre-Dental

1980 Football—Tim Irwin, Tackle, Pre-Law

1997 Peyton Manning, Quarterback, Speech Communication

## ■ THE NATIONAL FOOTBALL FOUNDATION SCHOLAR ATHLETE

The National Football Foundation recognizes student-athletes each year by its awards committee to receive a post-graduate fellowship from the Foundation. Each scholar-athlete chosen will receive an \$18,000 base scholarship for post-graduate study. The top scholar-athlete will receive the prestigious Draddy Award.

1959 Neyle Sollee, Fullback, Engineering

1967 Bob Johnson, Center, Engineering

1970 Don Dembo, Guard, Pre-Medicine

1976 Mike Mauck, Defensive Back, Pre-Dental

1997 Peyton Manning, Quarterback, Speech Comm. (Draddy Award)

2004 Michael Munoz, Offensive Tackle, Public Admin. (Draddy Award)

## ■ THE NATIONAL FOOTBALL FOUNDATION HAMPSHIRE HONOR SOCIETY

Qualifications for membership in the NFF Hampshire Honor Society, which was started in 2007, include:

- Being a starter or a significant contributor in one's

last year of eligibility (or a senior who has declared for the NFL Draft) at an NCAA Football Bowl Subdivision, Football Championship Subdivision, Division II, Division III or an NAIA college or university

- Achieving a 3.2 cumulative grade point average throughout entire course of undergraduate study

- Meeting all NCAA/NAIA-mandated progress towards degree requirements.

2007 James Wilhoit, Placekicker

2008 Erik Ainge, Quarterback; Jarod Parrish, Defensive Back; Casey Woods, Holder

2010 Cody Sullins, Center

2011 Daniel Lincoln, Placekicker

2013 Zach Rogers, Wide Receiver

2014 Daniel Hood, Defensive Lineman

2016 Brian Randolph, Safety

2017 Dylan Wiesman, Offensive Guard/Center

2018 Parker Henry, Specialist; Jakob Johnson, Tight End; Brett Kendrick, Offensive Tackle

## ■ WILLIAM V. CAMPBELL TROPHY

Candidates for the annual William V. Campbell Trophy must be a senior or graduate student in their final year of eligibility, have a GPA of at least 3.2 on a 4.0 scale, have outstanding football ability as a first team player or significant contributor and have demonstrated strong leadership and citizenship. The class is selected each year by the NFF Awards Committee, which is comprised of a nationally recognized group of media, College Football Hall of Famers and athletics administrators.

1997 Peyton Manning, Quarterback

2004 Michael Munoz, Offensive Tackle

## ■ WILLIAM V. CAMPBELL SCHOLAR-ATHLETE

The National Football Foundation and Hall of Fame honors student athletes weekly with \$10,000 donated in their names to the university's general scholarship fund. From the weekly winners the NFF chooses four finalists as top scholar athletes and each will receive an additional \$25,000. One of the finalists will be presented the William V. Campbell award as the nation's top scholar athlete as chosen by the NFF Awards Committee.

1995 Scott Galyon, Linebacker, Marketing/Education

1997 Peyton Manning, Quarterback, Speech Comm. (Draddy Award)

1999 Benson Scott, Holder, College Scholars

2004 Michael Munoz, Offensive Tackle, Public Admin. (Draddy Award)

## ■ AFCA ACADEMIC ACHIEVEMENT AWARDS

The American Football Coaches Association Awards have been presented annually by the Touchdown Club of Memphis to schools with a graduation rate of over 70 percent of its football team. The College Football Association presented the award from 1981-97.

Tennessee won this award in 1989, 1991, 1993, 1998 and 1999.

## ■ AFCA GOOD WORKS TEAM

The American Football Coaches Association Good Works Teams honors those who show exceptional dedication to community service and to the betterment of communities in which they live. The College Football Association presented the awards from 1992-96.

1995 Bubba Miller, C/G

2000 David Leaverton, P

1996 Peyton Manning, QB

2003 Kevin Burnett, LB

1997 Peyton Manning, QB

2006 James Wilhoit, PK

1998 Jeff Hall, PK

2007 Jerod Mayo, LB

## ■ HERMAN HICKMAN SCHOLARSHIP

Established by UT alumni and friends in 1958 following the death of Herman Hickman, Tennessee All-America and Hall of Fame member. Hickman, who played at Tennessee from 1929-31, served as assistant coach at Wake Forest, NC State and Army before becoming head coach at Yale. This graduate scholarship is awarded to varsity athletes in the field of their choice. The recipient currently receives a minimum of \$1,000 per semester.

1963-64	Wayne Coleman—Football
1965-66	Norbert Ackermann—Football
1966-67	Norbert Ackermann—Football John Burpo—Baseball
1967-68	Roger Neiswender—Track
1968-69	Lee Ruch—Tennis
1969-70	Gary Cooper—Baseball
1970-71	Vic Dingus—Football Jeff Gabel—Track
1971-72	Jeff Gabel—Track Steve Wold—Football Don McLeary—Football
1972-73	David Wamer—Track
1973-74	Tim Priest—Football Phillip Fulmer—Football
1974-75	Robert Van Malder—Tennis Rick Bowers—Track
1975-76	Hal Bibee—Baseball David Allen—Football
1976-77	David Allen—Football Bill Emendorfer—Football
1977-78	David Allen—Football Bill Emendorfer—Football
1979-80	Walter Vredeveld—Swimming Scott Genter—Track Chip Linebarier—Football
1980-81	Chip Linebarier—Football Brent Watson—Football
1981-82	Chip Linebarier—Football
1982-83	Chip Linebarier—Football
1983-84	Mike Adler—Baseball
1984-85	Bob Weldon—Swimming
1986-87	David Moon—Football
1989-90	Adam Epstein—Football
1990-91	Adam Epstein—Football
1992-93	Eric Riffer—Football
1993-94	Eric Riffer—Football Tony Thompson—Football
1994-95	Scott Fontis—Swimming
1995-96	Scott Fontis—Swimming
1996-97	Scott Fontis—Swimming
1997-98	Ricky Busquets—Swimming
1998-99	Tony Cossey—Track
2001-02	Russell Johnson—Track
2002-03	John Finlayson—Football Gabi Chereches—Swimming
2003-04	Gabi Chereches—Swimming
2005-06	Will Overstreet—Football
2006-07	Will Curtiss—Baseball
2007-08	Jake Finlayson—Football Chris Robinson—Golf
2008-09	C.J. Fayton—Football
2009-10	Jarod Parrish—Football
2010-11	Jarod Parrish—Football

## ■ UNIVERSITY OF TENNESSEE TORCHBEARER AWARD

The Torchbearer is the highest honor the University of Tennessee gives to its students. Recognition as a Torchbearer is given to those who bear the Torch of Enlightenment shadow themselves to give light to others.

2017 Joshua Dobbs, Quarterback, Aerospace Engineering

## ▶ PEYTON MANNING SCHOLARSHIP

The University of Tennessee honors former Vol quarterback Peyton Manning each year by presenting a scholarship to a first-year student who will participate in UT's Honors program. The scholarship is funded from gifts to the University garnered from Manning's academic awards, the UT Athletic Department's corporate matching grants program and other private gifts.

Manning's four-year career at UT (1994-97) produced a number of awards that generated \$165,000 in scholarship funds. Among the awards were the Burger King-Vincent dePaul Draddy National Scholar Athlete of the Year, the Davey O'Brien Foundation Award and the American Honda Scholar-Athlete of the Year.

The Manning Scholarship covers the costs of full tuition for a male or female student. The award is granted to a first-year student on the basis of academic achievement, leadership and community service.

1998-99	Jay Stephen Burns (Bulls Gap)
1999-2000	Rebekah Ann Capps (Nashville)
2000-01	Hampton Andrew Holcomb Jr. (Memphis)
2001-02	Kimberly Anne Campbell (Union City)
2002-03	Rachel Lauren Mathews (Knoxville)
2003-04	Bradford Andrew Russell (Charlotte, N.C.)
2004-05	Michael Austen Clapp (Greensboro, N.C.)
2005-06	Jessica Nicole Jarrell (Mosheim)
2006-07	Nora Sue Hutchison (Maynardville)
2007-08	Kara Leann Seat (Nashville)
2008-09	Elizabeth Joyce Tiller (Tuscaloosa, Ala.)
2009-10	Joseph Hunter Tipton (Maryville)
2010-11	Marianela D'Aprile (Martin)
2011-12	Phoebe Fogelman (Oak Ridge) Tyrel Prentiss (Knoxville)
2012-13	Chris Barnes (Knoxville) Macy Harrison (Frisco, Texas)
2013-14	Alexandra Brito (Brentwood) Grant Currin (Cleveland)
2014-15	Alex Crockett (Jamestown) Cody Sain (Medina)
2015-16	Alayna Marie Cameron (Cookeville) Ainsley Caitlin Ellington (Alcoa) Jason Liang (Collierville) Michael Steven Lidwin (Chantilly, Va.)
2016-17	Benjamin Cruz (Chattanooga) Andrea Ramirez (Cookeville) Chad Smith (Bristol) Courtney Wombles (Loudon)
2017-18	Emma Kate Hall (Lebanon) Grace Neiman (West Point, Neb.) Sydney Peay (Spring Hill) Blake Turpin (Knoxville)
2018-19	Ford Brewer (Nashville) Kyler Groner (Morristown) Deanna Riley (Spring Hill) Keri Burge (Madison, Ala.)



*Peyton Manning and interim UT Knoxville Chancellor Wayne Davis with the 2018 recipients of the Peyton Manning Scholarship - (L-R) Deanna Riley, Kyle Groner and Ford Brewer.*



# SEC ACADEMIC HONOR ROLL

## A

Aaron Adams, OL, Mechanical Engineering, 2015  
 Stockton Adkins, FB, Agriculture, 1957  
 Erik Ainge, QB, Political Science, 2005, 06, 07  
 Zack Allen, DB, Exercise Science, 2011  
 Mikki Allen, DB, Exercise Science, 1997, 98  
 Carson Anderson, OL, Management, 2012  
 Murray Armstrong, E, Pre-Medicine, 1958  
 Max Arnold, LB, Sport Management, 2013  
 Patrick Ashford, QB, Political Science, 2013, 14, 15

## B

Grey Barker, RB, Biology, 1994, 1995  
 Brett Barnes, LB, Communication Studies, 2008  
 Ben Bartholomew, TE, Marketing, 2009, 12  
 Will Bartholomew, RB, Finance, 1998, 99, 2000, 01  
 Dillon Bates, LB, Recreation & Sport Management, 2017  
 John Becksvoort, PK, Liberal Arts, 1992  
 Brandon Benedict, DL, Marketing, 2017  
 David Bennett, DB, Psychology, 1992  
 Chris Benson, WR, Industrial Engineering, 1988, 89  
 Cody Blanc, WR, Human Resources Management, 2012, 13, 14, 15  
 Bradley Blaylock, P, Sport Management, 2001  
 Will Bradshaw, LS, Marketing, 2015  
 Shane Bonham, DT, Exercise Physiology, 1993  
 Drae Bowles, WR, English, 2014  
 Brent Brewer, DB, Sport Management, 2011  
 Derrick Brodus, PK, Communication Studies, 2013, 14  
 Eddie Brown, HB, Agriculture, 1973  
 Jake Brown, DS, Sport Management, 2007, 08  
 Jonathan Brown, DE, Liberal Arts, 1997  
 Wes Brown, DE, Communications, 2007, 09  
 George Bullock, PK, Business Administration, 2013; Supply Chain Management, 2014, 15  
 Kevin Burnett, LB, Sport Management, 2002, 03, 04

Andrew Butcher, DT, Communication Studies, 2016, 17  
 Kenny Bynum, LB, Recreation & Sport Management, 2015, 16

## C

Bram Cannon, H, Arts & Sciences, 2006  
 Bo Campbell, RB, Business Marketing, 1995  
 Eric Campbell, DB, Exercise Science, 1998, 99, 2000  
 Josh Campbell, C, Wildlife, 1996, 1997, 98  
 Michael Cantwell, LB, Chemical Engineering, 2012, 13, 14  
 Michael Carillon, DB, Business Administration, 2011  
 Marcus Carr, TE, Exercise Science, 1997, 98, 99  
 Jacob Carter, WR, Sport Management, 2012, 13; Human Resource Management, 2014  
 Jon Catanzano, DB, Retail & Consumer Science, 2004, 05  
 Chris Cates, WR, Finance, 2010  
 Peter Chang, DB, Marketing, 2003, 04, 05  
 Rick Clausen, QB, Recreation & Leisure Studies, 2005  
 B.J. Coleman, QB, Communication Studies, 2008  
 Tyler Coombes, DB, Kinesiology, 2013  
 Jim Bob Cooter, QB, Sport Management, 2003, 04, 05, 06  
 Brad Cottam, TE, Sport Management, 2005, 07  
 Jeff Cottam, TE, Enterprise Management, 2006, 07, 08, 09  
 Geoff Courtney, WR, Sport Management, 2007  
 Morgan Cox, LS, Finance, 2006, 07, 08, 09  
 Jonathan Crompton, QB, Communication, 2007, 09  
 Andrew Crossley, DB, Biochemistry, 2000, 01, 02, 03  
 Mack Crowder, OL, Human Resources Management, 2014, 15  
 Chad Cunningham, P/PK, Sport Mgmt., 2009, 10

## D

Jed Dang, LB, General Business, 1986  
 Trevor Daniel, P, Recreation & Sport Management, 2016, 17  
 Matt Darr, P, Human Resource

Management, 2014  
 Stephen Darville, C, Sport Management, 2005, 06, 07, 08  
 Charles Davis, DB, Political Science, 1986  
 Kelly Days, DB, Business, 1987  
 Keith DeLong, LB, Business, 1987  
 Don Denbo, G, Pre-Medicine, 1969, 1970  
 Dylan Dickey, QB, Finance, 2005, 06, 07  
 Vic Dingus, E, Chemical Engineering, 1967, 69  
 Joshua Dobbs QB, Aerospace Engineering, 2014, 15, 16  
 Quinten Dormady, QB, Sport Management, 2015, 17  
 Brendan Downs, TE, Supply Chain Management, 2014  
 Tyler Drummer, WR/H, English, 2013  
 Bill Duff, DT, Criminal Justice, 1994  
 Guillaume Dumont, OG, Biochemistry, 2002, 03  
 Alan Duncan, PK, Agriculture, 1979, 1980

## E

Doug Edgar, WR, Mech. Engineering, 2005, 06  
 Sam Edgmon, FB, Sport Mgmt., 2010  
 Thomas Edwards, OL, Business Exploratory, 2014; Supply Chain Management, 2015  
 Malik Elion, WR, Kinesiology, 2017  
 Alex Ellis, TE, Biomedical Engineering, 2012  
 Shaun Ellis, DE, Undecided, 1997  
 Kent Elmore, P, Finance, 1989  
 Justin Emert, OG, Political Science, 1996, 97, 98  
 Lee England, WR, Biology, 1988, 89  
 Adam Epstein, PK, Classics/Pre-Law, 1988  
 Jason Epstein, PK, Political Science, 1992

## F

Dale Fair, RB, Engineering, 1974  
 Kris Fant, WR, Economics, 2006  
 Jeff Farrington, QB, Theatre, 2005  
 C.J. Fayton, WR, Sport Management, 2003, 05  
 Logan Fetzner, WR, Marketing, 2017  
 Danny Finch, LB, Business Analytics, 2014  
 Jake Finlayson, TE, Civil Engineering, 2004, 05  
 John Finlayson, TE, Econ. & Bus. 1998, 99, 2000, 01  
 Armandos Fisher, LB, Pre-Vet-Medicine,

## 2017 SEC ACADEMIC HONOR ROLL

Tennessee has had 325 football student-athletes named to the SEC Academic Honor Roll. Twenty six Vols earned 2017 SEC Fall Academic Honor Roll accolades.

### 2017 Fall SEC Academic Honor Roll

Dillon Bates - Recreation & Sport Management  
 Brandon Benedict - Marketing  
 Andrew Butcher - Communication Studies  
 Trevor Daniel - Recreation & Sport Management  
 Quinten Dormady - Recreation & Sport Management  
 Malik Elion - Kinesiology  
 Logan Fetzner - Marketing  
 Holden Foster - Recreation & Sport Management  
 Parker Henry - Finance  
 Zach Jancek - Communication Studies  
 Jakob Johnson - Recreation & Sport Management Master's

Ryan Johnson - Civil Engineering  
 Joe Keeler - Management  
 Todd Kelly Jr. - Biological Sciences  
 Brett Kendrick - Agriculture Leadership Master's  
 Darrin Kirkland Jr. - Recreation & Sport Management  
 Riley Lovingood - Recreation & Sport Management  
 Elijah Medford - Industrial Engineering  
 Aaron Medley - Recreation & Sport Management  
 Kyle Phillips - Recreation & Sport Management  
 Benjamin Powlas - Finance  
 Logan Punch - Management  
 Marcus Tatum - Recreation & Sport Management  
 Jake Yelich - Management



1991  
 Jeremy Fitzgerald, RB, Agricul. Educ., 1997  
 Maurice Fitzgerald, DB, Business, 1998  
 Malik Foreman, DB, Recreation & Sport Management, 2016  
 Brent Freeman, DB, Journalism & Electronic Media, 2006, 07, 08  
 Sammy Frogg, P, Business Administration, 1998, 99, 2000  
 Channing Fugate, FB, Psychology, 2011, LB, Special Education, 2012  
 Charles Folger, DL, Teacher Education, 2016  
 Holden Foster, PK, Recreation & Sport Management, 2017  
 Charles Fulton, HB, Business Administration, 1965, 67  
 Derrick Furlow, DB, Sport Management, 2009  
 Ryan Fusco, PK, Finance, 2004

## G

Greg Gaines, DB, Marketing, 1978  
 Omar Gaither, LB, Sport Management, 2005  
 Scott Galyon, LB, Business Marketing, 1993, 94, 95  
 Richie Gandy, OT, Sport Management 2002, 04  
 Mack Gentry, T, Business Administration, 1965  
 Matt Giampapa, LS, Human Resources Management, 2015  
 Adam Gillem, OL, Exercise Science, 2004, 05, 06, 07  
 Jacob Gilliam, OL, Political Science, 2014  
 Darin Gooch, OL, Logistics, 2011, 12  
 Jason Grant, DE, Finance, 1997  
 Ben Greene, DB, Legal Studies, 2005  
 Gregory Grieco, LB, Kinesiology, 2011, 12, 13, 14  
 Bill Grimes, WR, Sport Management, 2006  
 Wayne Grubb, G, Education, 1960  
 Nick Guess, DS, Logistics & Transportation, 2009, 10, 11  
 Matt Gurdak, WR, Sport Management, 2002

## H

Troy Hale, WR, University Studies, 1985, 86  
 Chance Hall, OL, Business Exploratory, 2015  
 Jeff Hall, PK, Marketing, 1995, 96, 97, 98  
 Parys Haralson, DE, Sociology, Criminal Justice, 2005  
 Bo Hardegree, QB, Exercise Science, 2004, 05, 06  
 Kyle Haren, LB, Business, 1991  
 Christian Harris, LB, Business Administration, 2012, 13  
 Kip Hartman, WR, Exercise Science, 2000, 03  
 Daniel Helm, TE, Materials Science & Engineering, 2014  
 John Henderson, H, Sport Management, 2002, 03, 04  
 Andrew Henry, LS, Mechanical Engineering, 2012, 13, 14  
 Parker Henry, H, Finance, 2015, 16, 17  
 Chris Hightower, PK, Sport Management, 2000  
 Alden Hill, RB, Graphic Design, 2012, 13  
 Ryan Hill, FB, Biological Sciences, 2005,

06, 07, 08  
 Chris Hogue, PK, Sport Management, 1996, 97  
 Mark Holland, C, Human Performance, 1993  
 Logan Honeycutt, LB, Psychology, 2011  
 Daniel Hood, DL, Business Administration, 2010, 11, 12, 13  
 Josh Houston, WR, Logistics & Transportation, 1998, 99, 2000  
 Chip Howard, W, Business Administration, 1972  
 Bill Hurst, P, Business Administration, 1997  
 Tom Hutton, P, Marketing, 1992, 93, 94

## I

Mark Ingram, C, Sport Management, 1995, 96  
 Tim Irwin, T, Pre-Law, 1979, 80  
 Dusty Ishii, DB, Public Relations, 2001, 02, 03

## J

Andre James, LB, Arts & Sciences, 1998  
 Zachary Jancek, QB, Communication Studies, 2016, 17  
 Mike Jester, OG, Liberal Arts, 1979  
 Austin Johnson, FB, Communication Studies, 2008, 09, 10, 11  
 Bill Johnson, T, Business Administration, 1957  
 Bob Johnson, C, Industrial Engineering, 1966, 67  
 Inquoris Johnson, DB, Sports Psychology (M.S.), 2008  
 Jakob Johnson, LB, Kinesiology, 2014, 15, 16, 17  
 Ryan Johnson, OL, Civil Engineering, 2017  
 Alex Jones, H, Recreation & Sport Management, 2016  
 Eli Jones, PK, Biochemistry, 1999, 2000, 01  
 Jack Jones, OL, Arts & Sciences Exploratory, 2015  
 Stanley Jones, DB, Electrical Engr., 1986

## K

Ryan Karl, LB, Exercise Science, 2005  
 Charles Karlosky, LB, Management, 2009  
 Joe Keeler, OL, Management, 2016, 17  
 Brett Kendrick, OL, Sport Management, 2015  
 Todd Kelly, Jr., DB, Biological Sciences, 2015, 16, 17  
 Brett Kendrick, OL, Recreation & Sport Management, 2016, 17  
 Kyler Kerbyson, OL, Sport Management, 2013, 14, 15  
 Andy Kerr, PK, Animal Sci, 2001, 02, 03  
 Darrin Kirkland Jr., LB, Recreation & Sport Management, 2017  
 Taka Koyano, K, Enterprise Management, 2008

## L

Brad Lampley, OG, Broadcasting, 1995, 96, 97  
 Eric Lane, RB, Public Administration, 1996  
 Herman Lathers, LB, Sport Mgmt., 2010, 11; Agricultural Leadership, Education & Communication (grad school) 2012  
 Jason Layman, OT, Psychology, 1994  
 David Leaverton, P, Marketing, 1997, 98,

99, 2000  
 Ben Lehning, TE, Sport Mgmt., 2010  
 Roderick Lewis, DB, Psychology, 1990  
 David Ligon, OG, Finance, 2005  
 Daniel Lincoln, PK, Business, 2007, 08, 09, 10  
 Chip Linebarier, DB, Liberal Arts, 1977  
 Charles Longmire, WR, Physical Education, 1990  
 Logan Love, DB, Sport Management, 2007  
 Riley Lovingood, LS, Recreation & Sport Management, 2016, 17

## M

Casey Mabry, DT, Broadcasting, 1999  
 Curt Maggitt, LB, Communication Studies, 2013; Human Resources Management, 2015  
 Peyton Manning, QB, Speech Communication, 1995, 96, 97  
 Tyler Maples, WR, Exercise Science, 2008  
 T.J. Marrs, DS, Logistics: Operations, 2008, 10  
 Bill Martin, DS, Agricultural Economics, 2004, 05  
 Craig Martin, C, Education, 1991  
 Joey Mathews, QB, Sociology, 1999, 2000, 01  
 Devin Mathis, PK, Spanish and World Business, 2008  
 Bruce Mattox, G, Business Administration, 1961, 62  
 Mike Mauck, DB, Education, 1975  
 Cameron Mayo, C, Sport Management, 2005, 06  
 Jerod Mayo, Sport Management, 2007  
 Kevin Mays, OG, Marketing Education, 1994  
 Johnny McAdams, DT, Education, 1984  
 Brett McBrayer, TE, Industrial Engineering, 1988  
 Jacques McClendon, OL, Economics, 2007, 08, 09  
 Tyler McCurry, DT, Arts & Sciences, 2004  
 Terry McDaniel, CB, Human Services, 1987  
 Charles McRae, OT, History, 1990  
 Elijah Medford, LS, Industrial Engineering, 2016, 17  
 Aaron Medley, K, Business Analytics, 2015, 17  
 Adam Miles, DS, Journalism, 2004  
 Cleon Mitchell, RB, Business, 1992  
 Nigel Mitchell-Thornton, LB, Management, 2010  
 David Moon, T, Finance, 1984  
 Emmanuel Moseley, CB, Communication Studies, 2017  
 Steve Mugleston, LB, Public Relations, 2003  
 Michael Munoz, OT, Public Administration, 2002, 03, 04  
 Adam Myers-White, LB, Exercise Management, 2006, 07, 08  
 Tom Myslinski, G, Zoology/Pre-Medicine, 1988, 91

## N

Nash Nance, QB, Management, 2011  
 Ralph Nelson, OT, Public Relations, 1993  
 Tony Nelson, DB, Social Work, 1986  
 Philip Newman, PK, Sport Management, 2002, 03  
 Marquez North, WR, Political Science, 2015



## O

Will Ofenheusle, OG, Business, 2001  
 Chip Omer, RB, Communication Studies,  
 Antoine Ott-Terrell, WR, Biology, 2006  
 Will Overstreet, DE, Finance, 1999,  
 2000, 01

## P

Michael Palardy, PK/P, Communication  
 Studies, 2013  
 Brett Parisi, WR, Studio Art, 2013  
 Jarod Parrish, DB, Exercise Science,  
 2006, 07  
 Pete Panuska, RB, Food Administration,  
 1986  
 Nathan Peterman, QB, Communication  
 & Information, 2012, 13; Human  
 Resource Management, 2014  
 Greg Phillips, T, Engineering, 1974  
 Kyle Phillips, DL, Recreation & Sport  
 Management, 2015, 16, 17  
 Scott Pfeffier, TE, Psychology, 1995  
 Josh Plemons, QB, Exercise Science,  
 1998, 99, 2000  
 Bryant Plumlee, TE, Pre-Professional  
 Studies, 2012  
 Matt Poe, DB, Criminal Justice, 1994  
 Tauren Poole, TB, Sport Mgmt., 2008,  
 09, 10, 11  
 Cody Pope, OG, Political Science, 2008  
 Alan Posey, OL, Geography, 2013  
 Benjamin Powlas, TE, Finance, 2017  
 Jason Price, H, Marketing, 1995, 96  
 Peerless Price, WR, Business, 1996, 97  
 David Priddy, DB, Mechanical  
 Engineering, 2013, 14, 15  
 Tim Priest, HB, Liberal Arts, 1968, 70, 71  
 John Propst, LB, Industrial Engineering,  
 2011, 12, 13  
 Logan Punch, LS, Management, 2017

## Q

Woody Quinn, TE, Communication  
 Studies, 2013; Agricultural Leadership,  
 2014

## R

Charles Rader, T, Chemistry, 1954, 55, 56  
 Brian Randolph, DB, Business  
 Administration/Human  
 ReManagement, 2012, 13, 14, 15  
 Josh Ray, WR, Finance, 2007  
 Seth Reagan, P, Finance, 2000, 01, 02  
 Chris Regan, WR, Sport Management,  
 2007  
 Jason Respert, C, Sport Management, 2004  
 Nick Reveiz, LB, Enterprise  
 Management, 2007, 08, 09, 10  
 Chip Rhome, PK/P, Wildlife and  
 Fisheries Science, 2011  
 Ray Robinson, C, Industrial Engineering,  
 1988  
 Jaye Rochell, WR, Business Analytics,  
 2016  
 Austin Rogers, WR, Finance, 2006, 07,  
 08, 09  
 Zach Rogers, WR, Management, 2010,  
 11, 12  
 Jamie Rotella, LB, Business Admn., 1972  
 David Rudder, QB, Pre-Dentistry, 1978

## S

Randy Sanders, QB, Liberal Arts, 1985,  
 86, 87, 88  
 David Sands, RB, Physics, 1996  
 Craig Sanford, P, Sport Management,

1997  
 John Sartelle, TE, Organismal Biology,  
 1994  
 Benson Scott, H, College Scholars  
 Program, 1996, 97, 98, 99  
 Brad Sharp, FB, Political Science, 2003  
 Jarrod Shaw, OL, Agriculture & Natural  
 Resources Leadership, 2010  
 Mandela Shaw, DB, Accounting, 2010  
 Kevin Shipley, TE, Journalism, 2005  
 Heath Shuler, QB, Marketing, 1993  
 Nilo Silvan, WR, Liberal Arts, 1993  
 Daniel Slutsky, P, Exercise Science,  
 2008  
 Heath Smargiasso, DB, Biology, 1994, 95  
 Jeff Smith, OG, Sociology, 1993  
 Rob Smith, OG, Sociology, Crim.  
 Justice, 2003, 04, 05  
 Thomas Stallworth, LB, Sport Mgmt., 2001  
 Bobby Starks, WR, Business, 1998  
 Eric Still, OG, General Business, 1986,  
 87, 88, 89  
 Joe Stocstill, FB, Business Administration,  
 2013; Management, 2015  
 Jake Storey, LB, Enterprise  
 Management, 2008, 10, 11  
 Owen Sullenger, WR, Psychology, 1996  
 Cody Sullins, OG, Finance, 2006, 07,  
 08, 09  
 Cory Sullins, OL, Finance, 2006, 07,  
 08, 09  
 Deanthonie Summerhill, TB, Sociology,  
 2014  
 Dakota Summers, FB, Arts & Sciences/  
 Sociology, 2011, 13  
 Devaun Swafford, DB, Psychology, 2015

## T

Marcus Tatum, OL, Recreation & Sport  
 Management, 2017  
 Richard Templeton, P, Finance, 1995  
 Mike Terry, DE, Business Administration,  
 1981, 82  
 Brent Thomas, DS, Sport Management,  
 2000  
 Justin Thomas, LB, Business  
 Administration, 2013  
 Brett Thomason, FB, Enterprise  
 Management, 2008  
 Nikolay Timoshchuk, LB, Sport  
 Management, 2013  
 Robert Todd, OT, Sociology, 1990, 91, 92  
 Patrick Toole, PK, Sport Management,  
 2013  
 Laszlo Toser, K, Accounting, 2016  
 Josh Tucker, OG, Mechanical  
 Engineering, 1997, 98, 99

## U

Mark Upton, OT, Mech. Engineering,  
 1993, 94, 95

## V

Burney Veazey, QB, Economics, 1998,  
 99, 2000  
 Corey Vereen, DL, Computer Science,  
 2013  
 Ian Vinson, DB, Language &  
 World Bus./Spanish, 2003, 04, 05  
 Todd Vinson, TB, Arts & Sciences,  
 2003, 06

## W

Sam Wantland, OG, History, 2003,  
 04, 05  
 Preston Warren, DB, Political Science,  
 1988

Brent Watson, T, Liberal Arts, 1976, 77  
 Ben Weisensel, OL, Business, 2006  
 Kevin Wendleboe, PK, Sport  
 Management, 1990, 91  
 Chris West, DT, Animal Sci., Human  
 Dev., 1996  
 Dylan West, WR, Pre-Professional, 2011;  
 Psychology 2012, 13  
 Lance Wheaton, QB, Exercise  
 Physiology, 1994  
 Steve White, DE, Psychology, 1995  
 Dylan Wiesman, OL, Pre-Pharmacy,  
 2014; Kinesiology, 2015, 16  
 James Wilhoit, PK, Speech  
 Communication, 2003, 04, 05, 06  
 Jordan Williams, DL, Sociology, 2013, 14  
 Robert Williams, FB, Political Science,  
 2004, 05  
 Tyler Williams, OG, Broadcasting, 2002,  
 03, 04  
 Tyler Wills, DB, Environmental & Soil  
 Sciences, 2010  
 Jason Witten, TE, Sport Management,  
 2002  
 Tyler Wolf, DB, Logistics &  
 Transportation, 2007, 08, 09, 10  
 Casey Woods, WR, Psychology, 2004,  
 05, 06, 07  
 Brian Word, LB, Speech  
 Communication, 2001, 02  
 Justin Worley, QB, Sport Management,  
 2012, 13, 14  
 Justin Wright, TB, Sport Management,  
 2008

## XYZ

Paul Yatkowski, DT, Exercise  
 Physiology, 1993  
 Jake Yelich, LS, Management, 2017  
 Robert Yonce, DB, Logistics, 2011  
 Kelly Ziegler, LB, Exercise Physiology,  
 1987



The VOLScholar program seeks to signal a commitment of intellectual vigor and academic excellence. In addition, the program will help awaken students' natural curiosity and build upon

their desire to earn education, not merely degrees.

A student is eligible to wear the VOLScholar patch if he/she holds a cumulative GPA of 3.0 or above or has earned a GPA of 3.0 or above in either of the two academic semesters (fall/spring or spring/fall) immediately preceding the beginning of competition.

■ Students who have not completed at least two academic semesters (fall/spring or spring/fall) at UT are not eligible to wear the VOLScholar patch.

■ Students who have been placed on academic probation during either of the two academic semesters (fall/spring or spring/fall) immediately preceding the beginning of competition are not eligible to wear the VOLScholar patch.




VOLLMANAL



## RETIRED NUMBERS

On Sept. 15, 2012, the University of Tennessee announced the retirement of the jersey of legend Johnny Majors (45). Based on the new criteria for these types of honors, the jersey of Majors was retired, but the number 45 was not taken out of circulation. This will be the case for all subsequent Tennessee football players whose jerseys are retired. In 2005, ceremonies were held to retire the jerseys of Doug Atkins (91), Peyton Manning (16) and Reggie White (92). Also, in 2006 four former Vols, Clyde (Ig) Fuson (62), Rudy Klarer (49), Bill Nowling (32), and Willis Tucker (61), who died in World War II and had their jerseys retired in 1946. Ceremonies were held during the 2006 UT-Air Force game to officially memorialize those four players killed in World War II.



**16 PEYTON MANNING**  
Ceremony Oct. 29, 2005

Manning is the most decorated athlete in UT history. He left Tennessee as the SEC's all-time leading passer with 11,201 yards, setting 42 passing records during his Vols career that included two NCAA, seven SEC and 33 UT marks.

Off the field, Manning won the Draddy Award as National Scholar-Athlete of the Year in 1997 and graduated in three years with a degree in speech communications. He graduated with the highest GPA (3.61) in his field.

During his pro career, Manning has earned Pro Bowl honors 14 times in his 16 seasons played and garnered an NFL-record five MVP awards (2004, 05, 08, 09, 13). Manning led the Colts to two Super Bowl appearances (XLI & XLIV) winning XLI MVP honors, and the Denver Broncos in XLVII in 2014.



**45 JOHNNY MAJORS**  
Ceremony Sept. 15, 2012

A 1987 inductee of the National Football Foundation and College Football Hall of Fame, Majors played for the Volunteers from 1954-1956. He earned both SEC Player of the Year honors and All-SEC selection at tailback twice, in 1955 and 1956. A unanimous All-American in 1956, he finished second in the Heisman Trophy balloting after leading the Vols to a 10-1 record, an appearance in the Sugar Bowl, and a final national ranking of No. 2.



**91 DOUG ATKINS**  
Ceremony Nov. 19, 2005

Doug Atkins is considered by many to be the greatest defensive linemen in football history. After originally signing with UT on a basketball scholarship, Atkins went on to gridiron All-America status in 1952, was the only player to be unanimously named to the All-SEC Quarter Century Team (1950-74) and was selected SEC Player of the Quarter Century. Atkins retired with the most NFL games played (205) by a defensive lineman. The Vols went 29-4-1 with Atkins on the field and won the 1951 national championship.



**92 REGGIE WHITE**  
Ceremony Oct. 1, 2005

White, who died Dec. 26, 2004, at the age of 43, collected a school-record 32 sacks in his four years with the Vols to establish himself as the most prolific pass rusher in Tennessee history. Fifteen of those sacks came in his senior year of 1983, a campaign former Vols head coach Phillip Fulmer called the "most individually dominant season I've ever seen."

Known as the "Minister of Defense," White went on to a 17-year pro football career, retiring as the NFL's all-time sack leader with 198. He was elected to the College Football Hall of Fame in 2002. He graduated from Tennessee in 1990.

**FOUR VOLS** who died during World War II had their jerseys retired in 1946. Ceremonies were held Sept. 9, 2006.



**62 CLYDE (IG) FUSON**  
(March 11, 1923 — Dec. 4, 1944), a native of Middlesboro, Ky., and fullback on the 1942 team, shared playing time with Nowling. Ig had a younger brother, Herschel (Ug) Fuson, who was a freshman on the 1942 team.



**49 RUDY KLARER**  
(March 9, 1923 — Jan. 6, 1945) was a reserve guard in 1941 and starter in 1942, from Louisville, Ky.



**32 BILL NOWLING**  
(Aug. 8, 1920 — Aug. 9, 1944), a fullback 1940-42, from St. Petersburg, Fla., was a three-year starter.



**61 WILLIS TUCKER**  
(May 10, 1918 — Nov. 28, 1944), a graduate of Knoxville High School, earned a Vol football letter in 1940 and was a sprint star on the track team.

# ALL-TIME LETTERMEN



## TENNESSEE LETTERMEN'S T-CLUB

The Tennessee Lettermen's T-Club is open to any person who has been awarded a varsity letter in any NCAA sanctioned sport at UT and is interested in the purposes of the organization. All members who have paid their annual dues should be known as an active member with rights and privileges according to the bylaws.

The Athletic Department has made it a top priority to create a warm atmosphere for former Vol athletes on those happy occasions when they return to campus for a visit.

And now, they have a place to congregate on Saturdays before Tennessee football games. The Lauricella Center for Letterwinners, which opened in the fall of 2008, is located in the northwest corner of Neyland Stadium and constitutes the perfect gathering place. The Center is open two hours before kickoff to lettermen and their guests each home game.


The business office for the Lettermen's "T" Club is located in Thompson-Boling Arena.

### Lettermen's T-Club

P.O. Box 47  
Knoxville, TN 37901-0047  
(865) 974-9054  
T-club@utk.edu



**CONDREDGE  
HOLLOWAY**  
Executive Director



**MIKE WRIGHT**  
Director

## A

Abernathy, George (Owl) T., C, 1926, 27, Pulaski  
Abernathy, Micah, DB, 2015, 16, 17, Atlanta, Ga.  
Abernathy IV, Ralph David, WR/RB, 2015, Atlanta, Ga.  
Ackermann, Norbert J. Sr., C, 1939, 40 (Capt.), Louisville, Ky.  
Ackermann, Norbert J. Jr., C, 1963, 64, Chamblee, Ga.  
Adams, Mark, TE, 1988, 89, 90, 91, Virginia Beach, Va.  
Adams, Ralph, G, 1952, Lawrenceburg  
Adkins, Stockton, BB, 1955, 56, 57, Union City  
Aguillard, Kyle, TE, 1977, 78, 79, Port Neches, Texas  
Aiello, Sam, QB, 1982, Huntington Beach, Calif.  
Aiken, Malcolm, T, 1930, 31, 32 (Capt.), Memphis  
Ainge, Erik, QB, 2004, 05, 06, 07, Hillsboro, Ore.  
Aitchison, Bret, DE, 1979, Boise, Idaho  
Akin, Brent, OG, 1978 (Service), Florence, Ala.  
Alatorre, Steve, QB, 1980, 81, Cypress, Calif.  
Alexander, Corey, DB 2012 (Service), Gallatin  
Alexander, Frank, E., 1950, 51, 52, Murphy, N.C.  
Alexander, Roger, DE, 1998, Paterson, N.J.  
Alexander, W.C., Sub., 1900  
Allen, David C., DB, 1970, 71, 72, Athens, Ga.  
Allen, Jason, DB, 2002, 03, 04 (Capt.), 05 (Capt.), Muscle Shoals, Ala.  
Allen, Jimmy, TE, 1970, Vincennes, Ind.  
Allen, John H., RHB, 1929, 30, 31, Elizabethton  
Allen, Mikki, DB, 1996, 97, 98, 99, Murfreesboro  
Alley, E.H. (Herc), RE, 1927, 28, Chattanooga  
Alston, Chris, C, 1992, Hopkins, S.C.  
Amonette, Jason, P, 1993 (Service), Nashville  
Amsler, Greg, RB, 1986, 88, 89, 90, Chatham, N.J.  
Anderson, Anthony, DB, 2009, 10, 11, Knoxville  
Anderson, Bill, WB, 1955, 56, 57 (Capt.), Bradenton, Fla.  
Anderson, Carson, OL, 2012 (Service), Florence, Ala.  
Anderson, Charlie, DE, 1974, 75, 76, Florence, Ala.  
Anderson, Cory, FB, 2003, 04, 05, 06 Knoxville  
Anderson, Malcolm S., B, 1932, 33, 34, Tullahoma  
Anderson, Wendell, RB, 1980 (Service), Knoxville  
Andridge, Bob (Breezer), HB, 1938, 39, 40, Knoxville  
Applewhite, J.M., LHB, 1911  
Asumnu, Stanley, WR, 2006 (Service), Houston, Texas  
Arbo, Billy, WR, 1975, 76, 77, 78, Knoxville  
Archibald, Doug, LB, 1964, 65, 66, Sarasota, Fla.  
Armstrong, Carlton, RB, 1979, 80, 81, Nashville

Armstrong, Jack, BB/QB, 1946, 47, 48, Lenoir City  
Armstrong, Murray, RE, 1956, 57, 58, Somerville  
Arnett, DeAnthony, WR, 2011, Saginaw, Mich.  
Arnold, Max, DB, 2013, 14, 15, McKenzie, Tenn.  
Asbury, E.J., G, 1944, 45, Kenvir, Ky.  
Ashford, Patrick, H, 2014, 15, Morristown, Tenn.  
Aszman, Jim, P, 1986, Cleveland  
Atchley, Randy, OG, 1984 (Service), Seymour  
Atherton, Myles, RB, 1998 (Service), Brandon, Miss.  
Atkins, Doug, T, 1950, 51, 52, Humboldt  
Augustine, Pat, RE, 1959, 61, 62 (Capt.), Loretto  
Austelle, Alfred, T, 1934, Cowan  
Austin, Raymond, DB, 1993, 94, 95, 96, (Capt.) Lawton, Okla.  
Autry, Keith, OG, 1974, Louisville, Ky.  
Ayres, Joseph, DT, 2010, 11, TE, 13, Knoxville  
Ayres, Robert, DE, 2005, 06, 07, 08 (Capt.) Clio, S.C.  
Aymett, Julian, C, 1902, 03, Pulaski

## B

Bacon, J.B., RE, 1899  
Bacon, Pryor E., HB, 1938, 39, Chattanooga  
Bailey, Carey, DT, 1988, 89, 90, 91, Morgantown, W.Va.  
Bailey, Howard H., T, 1932, 33, 34, Knoxville  
Bailey, John (Skeeter) W., HB, 1938, Portland  
Bain, Paul, DL, 2017, Powder Springs, Ga.  
Baird, Doug, OG, 1987, 88, 89, 90, Waverly  
Baird, James A., LT, 1896, 97 (Capt.)  
Baird, Robert R., RT, 1896, 97  
Baker, Bill, WB, 1966, 67, 68, Jasper  
Baker, Carey, RB, 1990, McEwen  
Baker, Charles F., RG, 1947, 48, 49, Knoxville  
Baker, Charles B., RT, 1960, Chattanooga  
Baker, Rashad, DB, 2000, 01, 02, 03 (Capt.), Camden, N.J.  
Baker, W.G., FB, 1906, 07, 08, Rockwood  
Baldini, Ralph, G, 1961, Horseheads, N.Y.  
Balitsaris, George, FB, 1946, 47, 48, Pittsburgh, Pa.  
Balitsaris, Mike, E, 1939, 40, 41, Pittsburgh, Pa.  
Balthis, R.F., Sub., 1901  
Balthrop, Joe, OT, 1969, 70, 71, Clarksville  
Bandemier, Bill, LB, 1973, Bolingbrook, Ill.  
Banks, James, QB/WR, 2002, 03, Indianapolis, Ind.  
Banks, Randy, DB, 1990, Knoxville  
Baracca, Marty, FB, 1960, 61, Blairsville, Pa.  
Barnish, Bill (Moose), QB, 1951, 52, 53, Cleveland, Ohio  
Barker, Grey, RB, 1995, Humboldt  
Barksdale, Val, DB, 1977, 78, 79, 80, Harriman  
Barnes, Brett, LB, 2008 (Service), Knoxville  
Barnes, William (Billy), E, 1937, 38, 39, Memphis  
Barnes, W.O. Sub., 1896

GENERAL

STAFF

PLAYERS

REVIEW

HISTORY

HONORS

VOLMANAC

RECORDS





- Barnett, Derek, DE, 2014, 15, 16  
Brentwood, Tenn.
- Barnhill, John H., G, 1925, 26, 27 (Capt.),  
Savannah
- Barnum, Greg, C, 1999, Killeen, Texas
- Barron, David, OLB, 1974, 75, 76, 77,  
Atlanta, Ga.
- Bartholomew, Ben, FB, 2008, 09, 11, 12  
Nashville
- Bartholomew, Sam, BB, 1937, 38, 39  
(Capt.), Hillsboro, W.Va.
- Bartholomew, Will, RB, 1998, 99, 00, 01  
(Capt.) Nashville
- Bass, Ben, T, 1969, Nashville
- Bass, Vernon, DB, 1984, 85, 86, Gallatin
- Bates, Bill, DB, 1979, 80, 81, 82, Knoxville
- Bates, Dillon, LB, 2015, 16, 17, Ponte  
Vedra Beach, Fla.
- Bates, Jim, LB, 1966, 67, Oxford, Mich.
- Bates, William M., RE, 1893
- Batey, Jack S., E, 1924, Lewisburg
- Battle, Julian, DB, 2001, 02, Royal Palm  
Beach, Fla.
- Baucom, Tom, DT, 1967, 68, 69, Nashville
- Baugh, William M., Sub., 1893
- Bayer, J.T., RG, 1909
- Bayer, S.D., LT, 1913, 14, 15, Cumberland City
- Bayless, John D., QB, 1931, 32, 33,  
Hinsdale, Ill.
- Beard, Ed, BB, 1961, Norfolk, Va.
- Beavers, Brent, DE, 1997, Tazewell, Va.
- Becker, Hubert, TB, 1947, Tamaque, Pa.
- Beckler, David, E, 1970, Cleveland
- Becksvoord, John, PK, 1991, 92, 93, 94,  
Chattanooga
- Beene, F.R., RHB, 1906
- Beene, Jones C. Jr., LE, 1901, 02, 03, 04, 05  
Beene, L. Phillip, T, 1928, 29, 30, Jasper
- Beene, Patton, RHB, 1901, 02
- Begnaud, Shane, DB, 1993, 95, 97,  
Lafayette, La.
- Behrens, John, SE, 1975, 76 (Service),  
Fairfax, Va.
- Bell, C.A., FB, 1897
- Bell, J.D., Sub., 1897
- Bell, L.L., RE, 1896
- Bellis, Leonard, E, 1945, Philadelphia, Pa.
- Bellmont, L.T., RHB, 1904
- Bennett, Andy, TB, 1969, 71, Tampa, Fla.
- Bennett, David, DB, 1989, 90, 91, 92,  
Germantown
- Bennett, Fred, MG, 1984, 85, 86, Prichard,  
Ala.
- Bennet, Kivon, DL, 2017, Fort Lauderdale,  
Fla.
- Bennett, Tom L., DE, 1969, 70, 71,  
Somerville
- Bennett, William R. (Bill), BB, 1956, 57,  
Elizabethtown, Ky.
- Benson, Chris, WR, 1989, Ames, Iowa
- Benton, Charles, DB, 1983, 84, 85, 86,  
Spring City
- Bergmeier, Ron, WB, 1947, 48, 49, St.  
Louis, Mo.
- Berkhan, Rick, RB, 1977 (Service),  
Atlanta, Ga.
- Bernard, George R., FB, 1893
- Beron, Billy, TE, 1994, 95, 96, River  
Ridge, La.
- Berry, Elliott, LB, 2014, 15, 16, 17, Fairburn,  
Ga.
- Berry, Evan, DB/KR, 2014, 15, 16, 17,  
Fairburn, Ga.
- Berry, Eric, DB, 2007, 08 (Capt.), 09  
(Capt.) Fairburn, Ga.
- Berry, James, RB, 1978, 79, 80, 81 (Capt.),  
Natchez, Miss.
- Beutel, Jim, BB, 1954, 55 (Capt.), North  
Tonawanda, N.Y.
- Bevans, Mike, C, 1968, 69, 70, Donelson
- Bevis, William (Billy), B, 1942, 44, 45  
(Capt.), Marianna, Fla.
- Bibee, M. Bert, C, 1932, 33, Jacksboro
- Bigger, Alvah, T, 1970 (Service), Corbin, Ky.
- Biggers, Kurston, RB, 1999, 00, Nashville
- Binion, Larry, P, 1995, 96, Mesa, Ariz.
- Bird, Terry, OT, 1964, 65, 66,  
Elizabethtown, Ky.
- Bitulii, Daniel, LB, 2016, 17, Antioch
- Blackstock, William (Bill), QB, 1951,  
Knoxville
- Blair, Dontavius, OL, 2015, Anniston, Ala.
- Blair, Hal Edward, HB, 1919, 20, 21 (Capt.)
- Blair, Reuben Moore, LE, 1919,  
Fayetteville
- Blake, Tom, T, 1945, Middletown, Ohio
- Blakely, Ja'Quain, DL, 2017, Moultrie, Ga.
- Blanc, Cody, WR, 2012, 13, 15, Knoxville
- Blankenship, Warren, C, 1959, 60, 61,  
Huntingdon
- Blaylock, Brad, P, 2001 (Service)  
Cincinnati, Ohio
- Blessing, Hugh 1944
- Bohannon, Willie, DE, 2009, 10, 11, 12,  
Mobile, Ala.
- Bolden, Demonte', DT, 2006, 07, 08  
Chattanooga
- Bolton, Chris, LB, 1977, 78, 79, 80,  
Atlanta, Ga.
- Bond, Robert U., T, 1924, Lenoir City
- Bone, William (Bill), QB, 1923, 24,  
Memphis
- Bonham, Shane, DT, 1992, 93, Fairbanks,  
Alaska
- Bonner, Deion, DB, 2012, Columbus, Ga.
- Booker, Ronnie, MG, 1982, Knoxville
- Bordinger, Don, G, 1951, Williamsport, Pa.
- Borgognone, Dirk, PK, 1987, Reno, Nev.
- Boring, Frank (Boomer), T, 1949, 50, 51,  
Alcoa
- Boulware, Robert, DB, 2002, 03, 04,  
Charlotte, N.C.
- Boulware, Venzell, OL, 2016, Union City, Ga.
- Bourches, Joe E., Sub., 1893
- Bourkard, Harrison O., G, 1934, 35,  
Knoxville
- Bourne, T.P., Sub., 1900
- Bowens, Minor, DT, 2010 (Service),  
Memphis
- Bowles, Drae, WR, 2013, Jackson, Tenn.
- Bowman, Larry, TE, 1974, Knoxville
- Boyd, Samuel B., HB, 1893
- Boynton, John, OT, 1965, 66, 67, Pikeville
- Brackett, H.B. (Deke), QB, 1931, 32, 33,  
Knoxville
- Brackney, Rick, DB, 1989 (Service),  
Knoxville
- Bradford, Jim B., C, 1919, 20, Memphis
- Brady, David, OT, 1973, 74, 75, 76, Merritt  
Island, Fla.
- Bradley, Shazzon, DT, 1988, 89, 90, 91,  
Athens
- Branch, Rufus C., QB, 1910, 11 (Capt.) 12
- Brandau, Arthur A., C, 1942, Baltimore, Md.
- Brandt, Frederic (Fritz) P., E, 1928, 29,  
30, Erwin
- Branisel, A.J., TE, 2013, South Euclid, Ohio
- Brann, Ray O., C, 1958, Knoxville
- Braswell, James, DB, 1996, Maryville
- Bray, Tyler, QB, 2010, 11, 12, Kingsburg,  
Calif.
- Breeding, Ken, RE, 1960, 61, Kingsport
- Brengle, Bobby, TB, 1952, 53, 54, Spring  
City
- Brewer, Brent, DB, 2010, 11, 12, 13, Tyrone,  
Ga.
- Bridges, Greg, DB, 1980, Knoxville
- Bridges, Hal, G, 1956, Chattanooga
- Briggs, Jesse, RB, 1977, Memphis
- Brimfield, William, OT, 2009, Norway, S.C.
- Briscoe, Josh, WR, 2005, 06, 07, 08  
Shelby, N.C.
- Brixey, Tom, LT, 1948, 49, Tullahoma
- Brodus, Derrick, PK, 2012, Alcoa
- Bronson, Tom, LB, 1987, Brooksville, Fla.
- Bronson, Tommy E., FB, 1955, 56, 57,  
Gainesville, Fla.
- Brooks, Daniel, LB, 2003, 04, Jackson
- Brooks, Devante, OL, 2017, Bowie, Md.
- Broome, W. Lloyd, FB, 1938, 40, Knoxville
- Broug, J.L., LT, 1900, 01
- Brown, Bob, G, 1960, Lawrenceburg
- Brown, Bryce, RB, 2009, Wichita, Kan.
- Brown, C.D., HB, 1892
- Brown, Chris, TE, 2004, 05, 06, 07,  
Destrehan, La.
- Brown, Earle W., G, 1939, 45, Knoxville
- Brown, Eddie, DB, 1971, 72, 73  
(Capt.), Guild
- Brown, Eric, LB, 1996, 97, Edmond, Okla.
- Brown, Fred (Bo), E, 1923, 24, 25,  
Cleveland
- Brown, Herbert T., G, 1928, 29, 30,  
Nashville
- Brown, Jake, DS, 2008 (Service),  
Conway, S.C.
- Brown, James P., RT, 1892, 93
- Brown, James, TE, 2017, Orlando, Fla.
- Brown, Jonathan, DE, 1994, 95, 96, 97,  
Tulsa, Okla.
- Brown, Kenny, LT, 1960, 61, 62, Gallatin
- Brown, Laron, WR, 1983, Dayton, Ohio
- Brown, Richard, DT, 1984, 85, Riviera  
Beach, Fla.
- Brown, Terry, DB, 1983, 84, 85, 86,  
Macon, Ga.
- Brown, Tony, WR, 2001, 02, 03, 04  
(Capt.), Lauderdale Lakes, Fla.
- Brown, Travis, DB, 1998 (Service),  
Memphis
- Brown, Victor, DB, 1992, 93, Savannah,  
Ga.
- Brown, W.C., Sub., 1906
- Brown, W.P., LT, 1908
- Brown, Wes, DE, 2006, 07, 08, 09,  
Athens, Ala.
- Browne, David, C, 1968, 69, 70,  
Birmingham, Ala.
- Brozowski, John, T, 1969 (Service),  
Allentown, Pa.
- Bruhin, John, OG, 1985, 86, 87, Knoxville
- Brunson, Mario, RB, 1990, 91, 92, 93,  
Portsmouth, Va.
- Bryan, C.L., QB, 1899
- Bryant, Gavin, LB, 2015, 16, Jackson, Ala.
- Bryson, G.G., HB, 1899
- Bryson, Shawn, RB, 1995, 96, 97, 98,  
(Capt.), Franklin, N.C.
- Bryson, William J., FB, 1940, Asheville,  
N.C.
- Buchanan, Baylen, DB, 2016, 17,  
Lawrenceville, Ga.
- Buckingham, H.L., C, 1910
- Buckingham, Nash, FB, 1901, 02 (Capt.)  
Memphis
- Bullard, Alex, OL/TE, 2011, 12, 13, Franklin
- Bullard, Ralph, OT, 1974, 75, 76, 77,  
Atlanta, Ga.
- Bumphus, LaTrell, TE, 2017, Savannah
- Burdette, A.M., Sub., 1906, 07
- Burdette, George M., G, 1923, 24, 25,  
Lenoir City
- Burgess, Robert E., G, 1927, Knoxville
- Burke, Greg, PK, 1989, 90, Key Biscayne,  
Fla.

Butler, Matthew, DL, 2017, Raleigh, N.C.  
Buxton, Buck, DL, 1996, 97, Girard, Ga.  
Bynum, Kenny, LB, 2014, 15, 16,  
Jacksonville, Fla.  
Byrd, Tyler, WR, 2016, 17, Naples, Fla.

## C

Cafego, George, HB, 1937, 38, 39,  
Scarbro, W.Va.  
Caldwell, Chan, E, 1945, 46, 47, Knoxville  
Caldwell, J.A., RE, 1902, 03, 04, 05  
Caldwell, J.H. Jr., LHB, 1903, 04, 05  
Caldwell, Lamar, LB, 1970, 71, 72, Memphis  
Caldwell, Mike, OT, 1972, 73, 74,  
Birmingham, Ala.  
Callahan, P.H., B, 1914  
Callaway, Marquez, WR, 2016, 17, Warner  
Robins, Ga.  
Callaway, Richard, TB, 1967, 68, 69, Eau  
Gullie, Fla.  
Callaway, Tom, MM, 1967, 68, 69, Welch,  
W.Va.  
Cameron, Bill, DT, 1963, 64, 65, Raeford, N.C.  
Cameron, A.D. (Scotty), HB, 1912, 14, 15,  
Chicago, Ill.  
Campbell, Bo, RB, 1995, Franklin  
Campbell, Corey, DB, 2003, 04, 05,  
Spring, Texas  
Campbell, David, DE, 1971, 72, 73,  
Nashville  
Campbell, Earl, G, 1950, 51, 52,  
Elizabethton  
Campbell, Eric, DB, 2000 (Service),  
Franklin  
Campbell, Josh, DS, 1998 (Service),  
Knoxville  
Campbell, Kenneth, RB, 1990, 91,  
Chattanooga  
Campbell, M.R., T, 1896, 99, Tullahoma  
Campbell, L. Roe, QB, 1920, 21, 22, 24,  
Greeneville  
Campbell, Tony, LB, 2000, 01, Athens, Ga.  
Canale, Frank, WB, 1962, Memphis  
Canale, George, TB, 1960, 61, 62, Memphis  
Canale, Whit, WB, 1962, 64, Memphis  
Canini, Pat, FB, 1963, Columbus, Ohio  
Cannon, Bram, H, 2008, 09, Memphis  
Cannon, Gary, KS, 1960, 61, Ft.  
Lauderdale, Fla.  
Cannon, R.L., HB, 1892  
Cannon, Sinclair, DB, 2005, 06, 07, Greer,  
S.C.  
Cantrell, Craig, LB, 1979, Knoxville  
Cantrell, Edd M., E, 1953, 54, 55, 56, Sparta  
Careathers, Paul, RB, 1972, 73, 74,  
Lafayette, Ga.  
Carmichael, Nick, DB, 1971, 72, 73, Atlanta,  
Ga.  
Carpenter, Don, DB, 1969, 70, Providence,  
R.I.  
Carr, Hilrey, FB, 1956, Livingston  
Carr, J.R., LS, 2012, 13, Lomita, Calif.  
Carr, Marcus, TE, 1999 (Service),  
Kingsport  
Carroll, Alonzo M. Jr. (Goat), LE, 1911,  
12, 13, 14  
Carroll, Steve, DT, 1967, 68, 69,  
Chattanooga  
Carson, Allan, DL, 2011, Oxford, Ala.  
Carter, Al, TB, 1955, 56, 57, Sarasota, Fla.  
Carter, Dale, DB, 1990, 91, Oxford, Ga.  
Carter, George, E, 1950, Farmville, Va.  
Carter, Howard, DT, 1976 (Service),  
Murfreesboro  
Carter, Jacob, WR, 2012, 13, 14, Nashville  
Carter, J.W., FB, 1959, 60, 61, Wise, Va.

Carter, Tony, OLB, 1984 (Service),  
Nashville  
Carter, Vince, WR, 1984, 85, 86, Nashville  
Cartwright, Jim, BB, 1958, 59, 60, Athens  
Casteel, Mike, DT, 1980, 81, 82, Maryville  
Catanzano, Jon, DB, 2005 (Service)  
Murrysville, Pa.  
Cates, Clifton B., LT, 1914, 15  
Cave, Joey, OL, Knoxville  
Chadnock, John, G, 1944, 45,  
Steubenville, Ohio  
Chadwell, James J., T, 1942, Kingsport  
Chadwick, Dennis, WR, 1970, 71, 72,  
Decatur, Ga.  
Chadwick, Walter, TB, 1965, 66, 67,  
Decatur, Ga.  
Chambers, Harold, RT, 1960, Danville, Ky.  
Champion, Toby, OG, 1998, 99, 00,  
Humboldt  
Chancey, Ralph E., FB, 1946, 47, 48, 49  
(Capt.), Cleveland  
Chancey, Steve, FB, 1971, 72, 73, Knoxville  
Chandler, Allen E., C, 1942, Johnson City  
Chandler, H.C., HB, 1913  
Chandler, Ty, RB, 2017, Nashville  
Chang, Peter, DB, 2005 (Service)  
Syracuse, Ind.  
Chapman, D.C., QB, 1896  
Chapman, Joey, PK, 1990, 91, 92, 93,  
Franklin  
Chapman, Ray M., C, 1953, LaFollette  
Chauvin, Christian, PK, 2001 (Service)  
Metairie, La.  
Chavis, John, DT, 1977, 78, Dillon, S.C.  
Christian, Bill, DT, 1977, 79, Indiana, Pa.  
Christmas, E.K., 1924, Morristown  
Cifers, Ed, E, 1938, 39, 40, Kingsport  
Cifers, Robert G., HB, 1941, 42, Kingsport  
Cimaglia, Brent, PK, 2017, Franklin  
Cissell, Don, RT, 1959, 60, Louisville, Ky.  
Clabo, Neil, P, 1972, 73, 74, Knoxville  
Clabo, Phil, OT, 1973, 74, 75, Knoxville  
Clark, Gregory, DL, 2013, Warner Robins,  
Ga.  
Clark, Vince, DB, 1982, 83, 84, Del Ray  
Beach, Fla.  
Clausen, Casey, QB, 2000, 01, 02, 03  
(Capt.), Northridge, Calif.  
Clausen, Rick, QB, 2004, 05 (Capt.),  
Thousand Oaks, Calif.  
Claxton, J.O. (Jim), C, 1932, 33, 34,  
Knoxville  
Clay, Boyd, T, 1937, 38, 39, Old Hickory  
Clayton, Rufus, QB, 1922, Corydon, Iowa  
Clear, Cameron, TE, 2011, Memphis  
Clemmens, Bob B., HB, 1921, Maryville  
Clemmer, James H., E, 1930, 31, Benton  
Cleveland, Terence, WR, 1986, 87, 88, 89,  
Sweetwater  
Clifton, Chad, OT, 1996, 97, 98, 99  
(Capt.), Martin  
Clinkscales, Joey, WR, 1984, 85, 86  
(Capt.), Knoxville  
Cloninger, Bob O., C, 1952, 53,  
Chattanooga  
Cobb, Reggie, RB, 1987, 88, Knoxville  
Cochran, E.R., LE, 1906  
Cockrell, Alan, QB, 1981, 82, 83, Joplin, Mo.  
Cody, J.R., C, 1907, Arlington  
Cofer, Joe, DB, 1982, 83, 84, Knoxville  
Cofer, Mike E., TE, 1979, 80, 81,  
Chamblee, Ga.  
Cofer, Mike L., DE, 1979, 80, 81, 82  
(Capt.), Knoxville  
Coffey, Bryan, DB, 1985, Shalimar, Fla.  
Coffey, Charles, G, 1953, 54, 55,  
Shelbyville

Coffman, Leonard, FB, 1937, 38, 39,  
Greeneville  
Coggins, Roger, BB/QB, 1948, 49,  
Portsmouth, Va.  
Coker, LaMarcus, TB, 2006 Antioch  
Cole, Bill, DB, 1973, 74, 75, Church Hill  
Cole, Jeff, OLB, 1983 (Service), Carthage  
Cole, Harry A., RT, 1910  
Coleman, B.J., QB, 2008, Chattanooga  
Coleman, Chuck, RB, 1981, 82, 83,  
Louisville, Ky.  
Coleman, Cosey, OT, 1997, 98, 99,  
Clarkston, Ga.  
Coleman, Jeff, DT, 1995, 96, 97, 98,  
Gaffney, S.C.  
Coleman, Jimmy L., E, 1938, 39, 40, St.  
Albans, W.Va.  
Coleman, Justin, DB, 2011, 12, 13, 14,  
Brunswick, Ga.  
Coleman, Lee, DT, 1969, Raleigh, N.C.  
Coleman, Reggie, OT, 1999, 00, 01,  
Jonesboro, Ark.  
Coleman, Trey, RB, 2-17, West Monroe,  
La.  
Coleman, Wayne A., BB, 1960, 61, 62,  
Miami, Fla.  
Colhoun, Adams, Sub., 1897  
Collier, Harris T., C, 1893  
Colquitt, Britton, P, 2005, 06, 07, 08  
Knoxville  
Colquitt, Craig, P, 1975, 76, 77, Knoxville  
Colquitt, Dustin, P, 2001, 02, 03, 04,  
Knoxville  
Colquitt, Jerry, QB, 1991, 92, 93, 94,  
Oak Ridge  
Colquitt, Jimmy, P, 1981, 82, 83, 84,  
Knoxville  
Colston, Travis, LB, 1999, 00, Marshville,  
N.C.  
Combs, Lewis, RB, 1982 (Service), Bluff  
City  
Cone, Steve, OG, 1973, 74, Lawrenceburg  
Connelly, Robert C., 1941  
Cook, John, TE, 1982, 83, 84, Knoxville  
Cook, Xavier, DB, 1982, Memphis  
Cooper, Kenneth, RB, 1981, 82, 83, 84,  
Huntsville, Ala.  
Cooper, Kevin, FB, 2008, 09, 10,  
Chattanooga  
Cooper, Richard, DT, 1984, 85, 87,  
Memphis  
Cooper, W.C., LHB, 1948, 49, 50,  
Knoxville  
Cooter, Jim Bob, QB, 2006 Fayetteville  
Copeland, Jermaine, WR, 1995, 96, 97,  
98, Harriman  
Corby, Graff, WR, 1996, 97, Knoxville  
Cornick, T.R., RT, 1899  
Costello, Mike, C, 1959, Springfield, Ohio  
Cottam, Brad, TE, 2004, 05, 06, 07,  
Germantown  
Cottam, Jeff, TE, 2006, 07, 08, 09,  
Germantown  
Cotton, Jackie, MM, 1963, 64, 65,  
Memphis  
Cottrell, C.B., Sub., 1907  
Couch, Maurice, DL, 2011, 12, Orlando,  
Fla.  
Covington, C. L., LE, 1903  
Cox, J.T., RT, 1901, 02  
Cox, John B. 1891, 92  
Cox, Morgan, DS, 2007, 08, 09,  
Collierville  
Cox, William G. 1929, 31, RE, Sevierville  
Cozart, Joe, DB, 1981, 82, Sweetwater  
Craig, George P., B, 1933, 34, 35  
Craig, T.E., RT, 1899, Sherman, Texas

GENERAL

STAFF

PLAYERS

REVIEW

HISTORY

HONORS

VOLMANAC

RECORDS



- Crain, Michael, DE, 2007 (Service)  
Jacksonville, Fla.
- Crawford, Denver, T, 1942, 46, 47  
(Capt.), Kingsport
- Crawford, Edwin S., T, 1934, 35
- Crawford, Frank J., T, 1935, 36, 37
- Crawford, S.D., QB, 1901, 02
- Creamer, Andre, DB, 1984, 85, 86, 87,  
Baltimore, Md.
- Creer, Lennon, RB, 2007, 08 Tatum, Tex.
- Crompton, Jonathan, QB, 2006, 07, 08,  
09 (Capt.), Waynesville, N.C.
- Croom, Jason, WR, 2013, 14, 16 Norcross,  
Ga.
- Crosby, Phillip, RB, 1997, 98, 99,  
Bessemer City, N.C.
- Cross, Roy L., E, 1942, 45, Knoxville
- Crossley, Andrew, FB, 2003 (Service),  
Talbott
- Crowder, Mack, OL, 2013, 14, 15, Bristol,  
Tenn.
- Crowson, Larry, QB, 1951, Sheffield, Ala.
- Crump, Raiques, LB, 2010, 11, 12, 13,  
Birmingham, Ala.
- Crutchfield, Todd 1987, ILB, (Service),  
Charleston, W.Va.
- Cruze, Kyle (Buddy), E, 1955, 56,  
Knoxville
- Cummins, Charles L. Sr., LE, 1919, 21,  
Fayetteville
- Cummins, Charles L. Jr., LE, 1949,  
Hartsville
- Cunningham, Chad, P/PK, 2007, 08, 09,  
10, Dawsonville, Ga.
- Cunningham, Mike, OG, 1976, 77,  
Knoxville
- Cunningham, Rory, OG, 1980, Mableton,  
Ga.
- Cvetnick, John, FB, 1954, Century, W.Va.
- D**
- Daffer, Ted, G, 1949, 50, 51, Norfolk, Va.
- Dafney, Bernard, OT, 1990, 91,  
Los Angeles, Calif.
- Dallas, Vincent, WR, 2011, 12, Ellenwood,  
Ga.
- Dalton, Benny, DB, 1968, 69, Walland
- Dalton, Bob, RG, 1961, 62, 63, Walland
- Dalton, Ray, LE, 1962, Franklin
- Dalton, Terry, SE, 1966, 67, 68,  
Goodlettsville
- Daniel, Trevor, P, 2015, 16,17, Dickson,  
Tenn.
- Daniels, Terry, DB, 1979, 80, 81, Miami,  
Fla.
- Daniels, Tim, OG, 1979, Massillon, Ohio
- Danychuk, Bill, T, 1964, Lachine, Quebec,  
Canada
- Darden, Brian, RB, 1996, 97, Vicksburg,  
Miss.
- Darr, Matt, P, 2011, 12, 14, Bakersfield,  
Calif.
- Darty, Landon, LE, 1955, 56, 57, Carbon  
Hill, Ala.
- Darville, Stephen, DT, 2008 (Service)  
Rome, Ga.
- Davis, Antone, OT, 1987, 88, 89, 90, Fort  
Valley, Ga.
- Davis, Bob, C, 1949, 50, 51, Bluefield, W.Va.
- Davis, Charles, DB, 1983, 84, 85, 86, New  
Paltz, N.Y.
- Davis, Dorian, LB, 2006, 07, Iowa City,  
Iowa
- Davis, Harlan, WR, 1990, Metarie, La.
- Davis, Jabari, TB, 2001, 02, 03, 04,  
Stone Mountain, Ga.
- Davis, John (Tex), E, 1951, 52, Bogata,  
Texas
- Davis, Keith, RB, 1985, 86, 87, 88, Nashville
- Davis, Kevin, DE, 1974, 75, 76, Rome, N.Y.
- Davis, Ronald, DB, 1991, 92, 93, 94, Bartlett
- Davis, Steve L., DE, 1977, 78, 79, Knoxville
- Davis, Vando, RB, 1986, 87, 88,  
Wilmington, Del.
- Dawson, D.A., RHB, 1912, 13
- Daffer, Ted, G, 1949, 50, 51, Norfolk, Va.
- Dafney, Bernard, OT, 1990, 91, Los Angeles,  
Calif.
- Dalton, Benny, DB, 1968, 69, Walland
- Dalton, Bob, RG, 1961, 62, 63, Walland
- Dalton, Ray, LE, 1962, Franklin
- Dalton, Terry, SE, 1966, 67, 68,  
Goodlettsville
- Daniels, Terry, DB, 1979, 80, 81, Miami, Fla.
- Daniels, Tim, OG, 1979, Massillon, Ohio
- Danychuk, Bill, T, 1964, Lachine, Quebec,  
Canada
- Darden, Brian, RB, 1996, 97, Vicksburg,  
Miss.
- Dart, Matt, P, 2011, 12, 14, Bakersfield,  
Calif.
- Darty, Landon, LE, 1955, 56, 57, Carbon  
Hill, Ala.
- Darville, Stephen, DT, 2008 (Service)  
Rome, Ga.
- Davis, Antone, OT, 1987, 88, 89, 90, Fort  
Valley, Ga.
- Davis, Bob, C, 1949, 50, 51, Bluefield,  
W.Va.
- Davis, Charles, DB, 1983, 84, 85, 86, New  
Paltz, N.Y.
- Davis, Dorian, LB, 2006, 07, Iowa City,  
Iowa
- Davis, Harlan, WR, 1990, Metarie, La.
- Davis, Jabari, TB, 2001, 02, 03, 04,  
Stone Mountain, Ga.
- Davis, John (Tex), E, 1951, 52, Bogata,  
Texas
- Davis, Keith, RB, 1985, 86, 87, 88, Nashville
- Davis, Kevin, DE, 1974, 75, 76, Rome, N.Y.
- Davis, Ronald, DB, 1991, 92, 93, 94, Bartlett
- Davis, Steve L., DE, 1977, 78, 79, Knoxville
- Davis, Vando, RB, 1986, 87, 88,  
Wilmington, Del.
- Dawson, D.A., RHB, 1912, 13
- Days, Kelly, DB, 1987, 88, 89, 90, Dayton,  
Ohio
- Deaver, Everett E. H., G, 1924, Knoxville
- Decker, James Quinn, FB, 1928, 29, 30,  
Nashville
- DeFillippo, Joe, RB, 1975 (Service),  
Lancaster, Ohio
- DeHart, Dick, QB, 1966 (Service),  
Bridgeport, Conn.
- DeLong, Keith, ILB, 1985, 86, 87, 88  
(Capt.), Lawrence, Kan.
- DeLong, Ken, TE, 1967, 68, 69, Norfolk, Va.
- DeLong, Steve, G, 1962, 63, 64 (Capt.),  
Norfolk, Va.
- DeLucca, Jerry, TE, 1954, 55, Peabody,  
Mass.
- Demastus, Mike, C, 1974, 75 (Service),  
Murfreesboro
- DeMelfi, Joe, C, 1962, Berwick, Pa.
- Denbo, Don, OG, 1968, 69, 70, Pulaski
- Denlinger, H.K., 1891, HB, (Capt.)
- Denney, Austin, TE, 1965, 66 (Capt.)  
Nashville
- Denson, Keith, DB, 1988, 89, Orville, Ohio
- Derryberry, F. Woodrow, B, 1935, 36,  
Columbia
- Derryberry, O. Merton, LE, 1930, 31,  
Columbia
- Derryberry, W. Everett, HB, 1925, 27,  
Columbia
- Derwin, Jim, TB, 1963, Wyandotte, Okla.
- Dickens, Phil W., B, 1934, 35, 36,  
Hartsville
- Dickerson, Calvin, MG, 1981, Memphis
- Dickerson, Mondre, DT, 2002, 03,  
Memphis
- Dickey, Daryl, QB, 1984, 85, Gainseville,  
Fla.
- Dietzen, Walter N., HB, 1919, 20, 21,  
South Pittsburg
- Dilemme, Bill, RB, 1991, Longwood, Fla.
- Dinges, D.C., LG, 1907
- Dingus, Vic, DE, 1967, 68, 69, Kingsport
- Diogu, Eric, TE, 1996, 97, 98, Garland,  
Texas
- Disney, Theodore E. (Ty), HB, 1929, 30,  
31, Greenville
- Dissspayne, Elmer, E, 1939, Nashville
- Ditmore, Frank M., E, 1934, 35, Etowah
- Ditmore, J.M., RT, 1958, Clarksville
- Doak, Alf, T, 1920, Tusculum
- Dobbs, Joshua, QB, 2013, 14, 15, 16  
(Capt.), Alpharetta, Ga.
- Dobelstein, Bob, G, 1942, 44 (Capt.) 45,  
Bridgeport, Conn.
- Dobelstein, Russ, LT, 1944, 45, 46,  
Bridgeport, Conn.
- Dockery, Rex, LT, 1963, Cleveland
- Dodd, Robert Lee (Bobby), QB, 1928, 29,  
30, Kingsport
- Dodson, Richard B., FB, 1925, 26, 27
- Donahue, Ken, T, 1949, 50, Corryton
- Donaldson, R.C., C, 1896
- Donaldson, W.J., LE, 1906
- Donelson, A.J. Jr., LHB, 1911, 12
- Doolin, Phil, DE, 1973, Rome, Ga.
- Dormady, Quinten, QB, 2015, 16,17  
Boerne, Texas
- Dorsey, Albert, HB, 1965, 67, Tampa, Fla.
- Dorsey, Richard T., B, 1932, 33, 34,  
Memphis
- Dotson, Dewayne, DE, 1989, 90,  
Hendersonville
- Dougherty, Joe Q., T, 1933, 35, 36, Gate  
City, Va.
- Dougherty, Nathan W., RT, 1906, 07, 08,  
09 (Capt.), Powell Station
- Douglas, A.H., LHB, 1901, 02
- Douglas, Aaron, OT, 2009, Maryville
- Douglas, Cody, OT, 2002, 03, 04, 05  
(Capt.), La Marque, Texas
- Douglas, David, OT, 1984, 85, Spring City
- Douglas, Steve, DT, 1983, 84, Spring City
- Dowdy, Taeler, RB, 2017, Murfreesboro
- Downey, Pat, HB, 1962, 63, Montgomery,  
Ala.
- Downs, Brendan, TE, 2011, 12, 13, 14,  
Bristol
- Drost, Ray, G, 1942, 46, 47, Scranton, Pa.
- Drummond, Keith, E, 1954, 55, Mt.  
Pleasant, Texas
- Drummonds, Ronnie, DE, 1968, 69, 70,  
Knoxville
- Drummer, Tyler, WR/H, 2012, 13, Powell  
Dudley, Bubba, QB, 1969, Nashville
- Duff, Bill, DT, 1994, 95, 96, 97, Delran, N.J.
- Dumont, Guillaume, OG, 2003 (Service),  
St. Hubert, Quebec
- Duncan, Alan, PK, 1978, 79, 80, Norris
- Duncan, Clark, DB, 1977, 78, 80, Erwin
- Duncan, Clyde, WR, 1981, 82, 83, Oxen  
Hill, Md.
- Duncan, Edwin Cheek, HB, 1936, 37, 38,  
Decaturville
- Dunkin, Jim, OLB, 1983, 84, Bakersfield,  
Calif.
- Dutton, Cliff, WR, 1992, Sykesville, Mo.
- Duval, Jim, TE, 1975, 76, 77, Tullahoma

**E**

Earl, Richard, OT, 1970, 71, 72, Petersburg, Va.  
 Eblen, R. Hooper, B, 1935  
 Edgmon, Sam, FB, 2009, Pulaski  
 Edmiston, Don (Speedy), T, 1939, 40, 41, Midland, Fla.  
 Edmonds, Derrick, DB, 1996, 97, 98, 99, Tampa, Fla.  
 Edmonds, H.M., RHB, 1896, 97, 1900, York, Ala.  
 Edmonds, Oscar 1944, Knoxville  
 Edwards, Anthony, DE, 1969, 70, 71, Kingsport  
 Edwards, Skip, DB, 1964, 66, Ocala, Fla.  
 Edwards, Thomas, OL, 2015, Kingsport, Tenn.  
 Eichholtz, Bill, WR, 1984, Knoxville  
 Eichholtz, Cory, DB, 2009, Knoxville  
 Eldred, Ralph E., E, 1936, 37, 38  
 Elkas, Ray, LG, 1948, 49, Pawtucket, R.I.  
 Elkins, L.E., Sub., 1910  
 Elliott, Frank S., T, 1925, 27  
 Ellis, Alex, TE, 2014, 15, Delmar, Del.  
 Ellis, Carl, T, 1963, 64, Mulberry, Fla.  
 Ellis, Dick, T, 1967, Tullahoma  
 Ellis, J.B., G, 1931, 32, 33, Halls  
 Ellis, Shaun, DE, 1997, 98, 99, Anderson, S.C.  
 Ellspermann, Steve, C, 1966 (Service), Ocala, Fla.  
 Elmore, James W., HB, 1925, 26, 27, Knoxville  
 Elmore, Kent, P, 1988, 89, Apopka, Fla.  
 Emanuel, Frank, LB, 1963, 64, 65, Newport News, Va.  
 Embry, Jim, LB, 1974, Louisville, Ky.  
 Emendorfer, Bill, OG, 1970, 71, 72, Cleveland  
 Emert, Justin, OT, 1998 (Service), Rockford  
 Emery, John, DE, 1993, 94, Norco, La.  
 Emmons, Bobby, RB, 1976, 77, 78, Fayetteville  
 Emory, Bill, LHB, 1915, 16  
 Emory, David, BB, 1957, Knoxville  
 England, Le, WR, 1987, 88, 89, Gallatin  
 Ensley, Jerry, WB, 1960, 61, 62, Chandler, N.C.  
 Epperson, Harry G., B, 1935, 36  
 Epps, Courtney, WR, 1994, Dallas, Texas  
 Epstein, Adam, PK, 1988, East Amherst, N.Y.  
 Epstein, Jason, KS, 1992 (Service), East Amherst, N.Y.  
 Ernsberger, Dick, FB, 1949, 50, 51, Mansfield, Ohio  
 Etter, Gene, TB, 1958, 59, 60, Chattanooga  
 Evans, Art, DB, 2008, 09, 10, 11, Lakeland, Fla.  
 Evans, Joe, QB, 1919, 20  
 Evey, Dick, RT, 1961, 62, 63, Springfield, Ohio

**F**

Fagan, Jomo, WR, 2002, 03, 04, Plantation, Fla.  
 Fair, Dale, FB, 1974, Elizabethton  
 Fair, Terry, DB, 1994, 95, 96, 97, Phoenix, Ariz.  
 Faircloth, Mallon, TB, 1961, 62, 63, Cordele, Ga.  
 Fairfield, C.D., Sub., 1897, Oak Grove

Falco, Joe, DT, 1963, 64, Bridgeport, Conn.  
 Farmer, Joel, C, 1983, 84, 85, Knoxville  
 Farrar, Scot, OT, 1976, 77, Manchester  
 Faulkner, Craig, WR, 1990, 91, 92, 93 (Capt.), Richmond, Ky.  
 Faust, Hugh D., QB, 1930, Knoxville  
 Fayton, C.J., WR, 2002, 03, 04, 05, Virginia Beach, Va.  
 Feathers, Beattie, B, 1931, 32, 33, Bristol, Va.  
 Fellows, Roshawn, DB, 2004, 05, Warren, Ark.  
 Felty, Gene, C, 1949, 50, Bristol  
 Fender, M.W., FB, 1912  
 Ferris, Charles E., RT, 1892  
 Fielden, Alan, RE, 47, 48, 49, Knoxville  
 Fields, Brad, DT, 1979 (Service), Ashland City  
 Fields, Earnest, LB, 1988, 89, 90, 91 (Capt.), Milan  
 Fils-aime, Carlin, RB, 2016, 17, Naples, Fla.  
 Filson, Dave, LB, 1968, 69, Nashville  
 Finch, Kelsey, RB, 1976, 77, 78, Sheffield, Ala.  
 Finlayson, Jake, TE, 2002, 03, 05, Selmer  
 Finlayson, John, TE, 1998, 99, 00, 01 Selmer  
 Finney, James I., C, 1928, 29  
 Fisher, Armandos, LB, 1993, East St. Louis, Ill.  
 Fisher, Bob, T, 1951, 52, 53, Cleveland, Ohio  
 Fisher, Buddy, RE, 1961, 62, 63 (Capt.), Maxwell, Va.  
 Fisher, James C., RT, 1892, 93  
 Fisher, Jody, C, 1941, 42, Bluefield, W. Va.  
 Fisher, John, C, 1988, 89, 90, 91 (Capt.), Milan  
 Fisher, Lavoisier, ILB, 1982, 83, 84, 85, Nashville  
 Fisher, Tom, LB, 1964, 65, Brooksville, Fla.  
 Fisher, Walter, DE, 2006, 07, 08, Nashville  
 Fitchpatrick, Tim, WR, 1973, 74, 75, Doraville, Ga.  
 Fitzgerald, Jeremy, RB, 1997, Dayton  
 Fitzgerald, Maurice (Buck), DB, 1998, 99, 00, 01, Nashville  
 Fleming, Cory, WR, 1990, 91, 92, 93 (Capt.), Nashville  
 Fleming, Troy, FB, 2000, 01, 02, 03, Franklin  
 Fletcher, Mark, DB, 1988, 89, 90, 91, Cincinnati, Ohio  
 Flora, Charles, E, 1949, 50, Danville, Va.  
 Flowers, George, HB, 1924, Covington  
 Flowers, Richmond, WB, 1966, 67, 68, Montgomery, Ala.  
 Foley, Kevin, RB, 1996, Gatlinburg  
 Folsom, Derrick, LB, 1989, Valdosta, Ga.  
 Fonde, C.H., RHB, 1910, 11, 12 (Capt.)  
 Ford, Chester, RB, 1994, 95, 96, Danville, Ky.  
 Ford, Glenn, RB, 1979, 80, Greensboro, N.C.  
 Foreman, Malik, DB, 2013, 14, 15, 16, Kingsport, Tenn.  
 Foster, Arian, RB, 2005, 06, 07, 08, San Diego, Calif.  
 Foster, Clifton, DB, 1983 (Service), Alexandria, Va.  
 Foster, Ramon, G, 2005, 06, 07, 08 (Capt.), Henning  
 Fowler, W. S. (Monk), WB, 1947, Phillips, Texas  
 Fowlkes, Steven, DL, 2012, College Park, Ga.

Fox, D.N., LT, 1904, Knoxville  
 Fox, R.E., LHB, 1904, Knoxville  
 Foxall, Joe, LG, 1960, 61, 62, Nashville  
 Foxx, Bob, HB, 1938, 39, 40, Knoxville  
 Foxx, Frank, RB, 1976, 77, 78, Knoxville  
 Francis, Hugh, HB, 1919  
 Francis, J.H., Sub., 1910  
 Francis, Jeff, QB, 1985, 86, 87, 88, Mt. Prospect, Ill.  
 Francis, John, T, 1941, 46, 47, Knoxville  
 Frank, Milton, G, 1931, 32, 33, Nashville  
 Franklin, Aubrayo, DT, 2001, 02, Johnson City  
 Franklin, Coy, RG, 1958, Madisonville  
 Franklin, John, T, 1930, 31, 32, Covington  
 Franklin, L.D. 1908, 09  
 Franklin, Mack, E, 1951, 52, 53 (Capt.), Madisonville  
 Franklin, Robbie, OG, 1964, 65, 66, Knoxville  
 Frazier, Bobby, DE, 1963, 64, 65, Bartow, Fla.  
 Frazier, Savion, LB, 2007, 08, 09, 10, Woodbridge, Va.  
 Freeman, Brent, DB, 2008 (Service), Suwannee, Ga.  
 Freeman, Dwayne, WR, 1992, Hagerstown, Md.  
 French, F.D., RG, 1900, Maryville  
 Frere, Rob, DT, 1970, 71, 72, Annandale, Va.  
 Frere, Ron, OT, 1972 (Service), Annandale, Va.  
 Frogg, Michael, C, 2006, 07, Kingston  
 Frogg, Sammy, P, 2000, Kingston  
 Frost, Ken, LT, 1959, 60, Brentwood  
 Frost, Tim, DB, 1992, Scottsdale, Ga.  
 Fugate, Channing, FB/LB, 2010, 11, 12, Jackson, Ky.  
 Fuhrer, Tom, DT, 1990, 91, Crystal Lake, Ill.  
 Fuller, Ben F., G, 1927, 28, 29, Dyersburg  
 Fuller, C.J., QB, 1902, 03, Memphis  
 Fulmer, Phillip, OG, 1969, 70, 71, Winchester  
 Fulton, Charles, TB, 1965, 66, 67, Memphis  
 Fulton, Robert W., T, 1935, 36  
 Fulton, Zach, OG, 2010, 11, 12, 13, Homewood, Ill.  
 Furlow, Derrick, DB, 2009, Atlanta, Ga.  
 Furnas, Doug, RB, 1981, 82, Commerce, Okla.  
 Furnas, Mike, OG, 1982, 83, Commerce, Okla.  
 Fusco, Ryan, PK (Service) 2005, Memphis  
 Fuson, Clyde (Ig), FB, 1942, Middlesboro, Ky.

**G**

Gaffney, James T., HB, 1941, 42, Cumberland, Md.  
 Gaines, Antonio, DB, 2004, 05, 06, 08, Covington  
 Gaines, Cory, DB, 1995, 96, 97, Baton Rouge, La.  
 Gaines, Greg, DB, 1978, 80, Nashville  
 Gaines, Teddy, DB, 1998, 99, 00, 01, Kingsport  
 Gaither, Omar, LB, 2002, 03, 04, 05, Charlotte, N.C.  
 Galbreath, Harry, OG, 1984, 85, 86, 87 (Capt.), Clarksville  
 Galiffa, Art, QB, 1964, 66, Donora, Pa.  
 Gallagher, Joe, OG, 1973, 74, 75, 76, Chester, Pa.

GENERAL

STAFF

PLAYERS

REVIEW

HISTORY

HONORS

VOLMANAC

RECORDS





- Galyon, Scott, LB, 1992, 93, 94, 95 (Capt.), Seymour
- Gamble, A.M., RG, 1899
- Gamble, R.M., E/QB, 1901, 02
- Gammage, Elliott, OT, 1965, 66, 67, Cedartown Ga.
- Gandy, Richie, OT, 2004, 05, Darlington, S.C.
- Gann, Gene, BB, 1960, 61, Tuscaloosa, Ala.
- Garmon, Bob, P, 1985, 86, 87, Birmingham, Ala.
- Garner, Charlie, RB, 1992, 93, Falls Church, Va.
- Garner, Hugh, WB, 1952, 53, 54, LaFollette
- Gaulden, Rashaan, DB, 2014, 16,17 Spring Hill, Tenn.
- Gault, Willie, WR, 1979, 80, 81, 82, Griffin, Ga.
- Gauze, J.W., C, 1911
- Gayles, Mike, FB, 1974, 75, 76, Cincinnati, Ohio
- Gaylor, Jim, PK, 1975, 76, 77, Nashville
- Gearing, Paul, LT, 1946, 47, 48, 49, Manongahela, Pa.
- Gebhardt, W.T., RT, 1892
- Geisler, J.V., RE, 1911, 12
- Gentry, Mack, DT, 1964, 65, 66, Knoxville
- George, Jeff, WR, 2016,17, Leavenworth, Kan.
- Gerardi, Greg, OT, 1990, Irvine, Calif.
- Gettys, P.W., RHB, 1902
- Gettys, R.E., HB, 1899
- Giampapa, Matt, LS, 2014, 15, Jackson, Tenn.
- Gibson, Brent, C, 1993, 94, 95, 96, Canton, N.C.
- Giddens, Clarence E., C, 1934, 35
- Gillem, Adam, DE, 2007 (Service), Knoxville
- Gillespie, Charles, OT, 1979, 82, Spring City
- Gilliam, Jacob, OL, 2014, Knoxville, Tenn.
- Gilliam, Jim, DS, 1991, Gallatin
- Glascott, Bob, FB, 1956, Philadelphia, Pa.
- Glass, Glenn, TB, 1959, 60, 61, Clewiston, Fla.
- Gleaves, Bob, BB, 1956, Shelbyville
- Glover, Jimmy, MM, 1965, 66, 67, Lafayette
- Godzak, Ed, WB, 1952, Webster, Pa.
- Gold, Bill, FB, 1941, 42, 46, Brockton, Mass.
- Golden, Tad, DB, 1998, 99, 00, 01, Lithonia, Ga.
- Gonce, J.W., G, 1903
- Gooch, Darin, C, 2010, 12, Reno, Nev.
- Gooch, Mike, OT, 1965, 67, 68, Florence, Ala.
- Gooden, Bernard, OG, 1999, 00, Bradenton, Fla.
- Goodin, Chad, C, 1989, Englewood
- Goodin, Matt, DT, 1998 Englewood
- Goodrich, Dwayne, DB, 1996, 97, 98, 99, (Capt.) Oak Lawn, Ill.
- Goodrich, Guinn B., G, 1932, 33, Nashville
- Gordon, Bobby, TB, 1955, 56, 57, Pulaski
- Gordon, Eric, DB, 2010, 11, 12, Nashville
- Gordon, Milton, ILB, 1986, Jacksonville, Fla.
- Gordon, Rodney, OT, 1990, 91, 92, Toledo, Ohio
- Gordy, John, T, 1954, 55, 56 (Capt.), Nashville
- Gowdy, Jerry, LE, 1962, 63, North Charleston, S.C.
- Graddy, Sam, WR, 1985, 86, Atlanta, Ga.
- Graham, Bobby, WR, 1999, 00, 01, Statesville, N.C.
- Graham, Conrad, DB, 1970, 71, 72, Winston-Salem, N.C.
- Graham, J.H., LG, 1910
- Graham, Jay, RB, 1993, 94, 95, 96 (Capt.), Concord, N.C.
- Graham, Joe, OG, 1964, 67, Fayetteville
- Grant, Deon, DB, 1997, 98, 99, Augusta, Ga.
- Grant, Jason, DE, 1997 (Service), Brentwood
- Grant, Stan, DB, 1976, Boise, Idaho
- Granzow, Judd, LB, 1998, 99, Granada Hills, Calif.
- Gratz, Bobby, OG, 1963, 64, 65, Morristown
- Graves, Samuel Ray, C, 1940, 41 (Capt.), Knoxville
- Gravitt, Mitchell, TE, 1973, Hixson
- Gray, Daniel, DB, 2012, Lauderdale Lakes, Fla.
- Gray, Glenn, RE, 1963, 64, 65, Augusta, Ga.
- Green, Louis A., RT, 1926, Gallatin
- Green, T.B., LG, 1900, 01, 02, 03 (Capt.)
- Green, Ron, DT, 1995, 96, 97, 98, Severna Park, Md.
- Greene, Ben, DB, 2004, 05, 06, Jonesboro, Ga.
- Greenwood, B. J., Sub., 1912
- Greer, Jabari, DB, 2000, 01, 02, 03, Jackson
- Greer, R.A., HB, 1899
- Gregory, Kevin, DS, 1997, 98, 99, Union, S.C.
- Grieco, Gregory, LB, 2013, Knoxville
- Griesbach, Bob, LB, 1952, Portsmouth, Va.
- Griffin, Gerald, DB, 1996, 97, 98, 99, Murfreesboro
- Griffin, Stephen, DB, 2015, 16, Charlotte, N.C.
- Griffith, Dave, LHB, 1952, 53, Oak Ridge
- Grim, Joe, RE, 1901, 02, 03
- Grim, W.H., E, 1904
- Grimes, Bill, WR, 2006 (Service), Douglasville, Ga.
- Grizzard, Kenneth, C., 1921, 22, Clarksville
- Grubb, Jim, WB, 1956, 57, Oak Ridge
- Grubb, Wayne, RG, 1958, 59, 60, Athens
- Gruble, John, E, 1947, 48, 49, 50, Mt. Airy, N.C.
- Guarantano, Jarrett, QB, 2017, Lodi, N.J.
- Gudalis, Bill, C, 1958, Sykesville, Pa.
- Gudger, V.L., LHB, 1902, 03, Asheville, N.C.
- Guess, Nick, DS, 2010, 11, Knoxville
- Gunn, Carlton, LB, 1979, Tampa, Fla.
- Gunther, J.A., LG, 1906
- Gurdak, Matt, WR, 2002 (service), Buckhannon, W. Va.
- Gust, Ron, E, 1952, 53, 54, North Tonawanda, N.Y.
- H**
- Hackman, J.S., LHB, (Buddy) 1928, 29, 30, Nashville
- Hagy, Everett, Sub., 1896
- Hall, Chance, OL, 2015, Roanoke, Va.
- Hahn, Jimmy C., MG, 1966, 67, 68 (Service), Gainesville, Fla.
- Hahn, Jimmy R., QB, 1949, 50, 51, Newport News, Va.
- Hair, Sammy, DE, 1972, 73, 74, Dalton, Ga.
- Hale, Jerrone, WR, 2002 (Service), Morristown
- Hale, Troy, WR, 1985, DeSoto, Texas
- Hall, Jason, DT/DE, 2002, 03, 04, 05, Marietta, Ga.
- Hall, Jeff, PK, 1995, 96, 97, 98 (Capt.), Winchester
- Hambaugh, P.C., LT, 1915, 16, Clarksville
- Hamilton, H.T., RG, 1900
- Hamilton, Mercedes, OG, 1995, 96, 97, 98 (Capt.), Waynesboro, Ga.
- Hammond, Bill, RT, 1962, 63, Kingsport
- Hampton, Anthony, LB, 1994, 95, 97, Englewood, N.J.
- Hancock, Anthony, WR, 1978, 79, 80, 81, Cleveland, Ohio
- Hancock, Quintin, WR, 2007, 08, 09, St. Augustine, Fla.
- Hand, Omari, DE, 1999, 00, 01, 02 (Capt.), Tallahassee, Fla.
- Hannah, Carl, LE, 1956, Lafayette, Ga.
- Hannon, Chris, WR, 2002, 03, 04, 05, Sarasota, Fla.
- Haralson, Parys, DE, 2002, 03, 04 (Capt.), 05 (Capt.), Flora, Miss.
- Hardegree, Bo, QB, 2006 (Service), Jackson
- Hardesty, Montario, TB, 2006, 07, 08 (Capt.), 09 (Capt.), New Bern, N.C.
- Hardy, Darryl, LB, 1988, 89, 90, 91, Cincinnati, Ohio
- Haren, Kyle, LB, 1991, Chattanooga
- Hargiss, Joseph E., RG, 1893
- Harkleroad, Clay, OG, 1964, Kingsport
- Harkleroad, Rod, C, 1966 (Service), Knoxville
- Harkness, W.S. (Bill), QB, 1923, 24, 25, 26 (Capt.), Jellico
- Harp, Thomas (Red), B, 1935, 36, 37, Pineville, Ky.
- Harper, Alvin, WR, 1987, 88, 89, 90, Frostproof, Fla.
- Harper, Daryl, WR, 1980, 81, Memphis
- Harper, Reggie, TE, 1977, 78, 79, 80, Hartsville
- Harrell, Justin, DT, 2003, 04, 05, 06 (Capt.), Martin
- Harris, Chris, DB, 1993 (Service), Maryville
- Harris, Christian, LB, 2012, 13, Woodstock, Ga.
- Harris, Paul, WR, 2013, Accokeek, Md.
- Harrison, Jim, QB, 1979 (Service), Lakeland, Fla.
- Hartman, Kip, WR, 2003 (Service), Mt. Pleasant, Mich.
- Haslam, Jim, T, 1950, 51, 52 (Capt.), St. Petersburg, Fla.
- Hatcher, Adolphus H. (Buck), T, 1915, 16, 19, 20 (Capt.)
- Hatcher, Bill, HB, 1923, Fayetteville
- Hatcher, O.C., FB, 1916
- Hatley, Ralph L., G, 1932, 33, 34 (Capt.), Jackson
- Hawkins, David, LB, 1983 (Service), Knoxville
- Hayden, Aaron, RB, 1991, 92, 93, 94, Detroit, Mich.
- Hayden, Jerrod, LB, 1997, Louisville, Ky.
- Hayes, Joe Black, G, 1935, 36, 37 (Capt.), Murfreesboro
- Hayley, Samuel B., T, 1911, 12, 13 (Capt.), Jackson
- Haynes, Samuel H., LE, 1893
- Haynesworth, Albert, DT, 1999, 00, 01, Hartsville, S.C.
- Hays, Robert L., C, 1891
- Hayworth, Tracy, DE, 1986, 87, 88, 89, Decherd

Heard, Scott 1984, C, (Service), Athens  
 Heath, Chris, DB, 2002, 03, Hattiesburg,  
 Miss.  
 Heath, Ricky, DB, 1973, Atlanta, Ga.  
 Hefney, Jonathan, DB, 2004, 05, 06, 07,  
 Rock Hill, S.C.  
 Helm, Daniel, TE, 2014, Chatham, Ill.  
 Helton, L.T., C, 1960, 62, Morristown  
 Helton, Todd, QB, 1993, 94, Knoxville  
 Henderson, D.J., WR, 2017, Lyman, S.C.  
 Henderson, John C., H/P, 2003, 04,  
 Germantown  
 Henderson, John N., DT, 1999, 00, 01  
 (Capt.) Nashville  
 Henderson, Joseph Ray (Possum), G,  
 1916, 19, Knoxville  
 Henderson, Sam, RB, 1982, 83, 85, South  
 Bend, Ind.  
 Hendricks, Gerald S., E, 1936, 37, 38  
 Hendrix, Dwayne, DL, 2014, O'Fallon, Ill.  
 Hendrix, Tim, TE, 1983, 84, 85, 86,  
 DeSoto, Texas  
 Henry, Duan, ILB, 1982, Newport  
 Henry, Parker, H, 2016,17, Hendersonville  
 Henry, Travis, RB, 1997, 98, 99, 00,  
 Frostproof, Fla.  
 Hensley, Steven, WR, 2009 (Service),  
 Coalfield  
 Hensley, Tom, T, 1952, 53, Knoxville  
 Henson, Tavio, DB, 1989, 90, 91, 92,  
 Severn, Md.  
 Henton, Sterling, QB, 1987, 89, 90,  
 Passiac, N.J.  
 Herndon, L. Houston, E, 1927, 28, 29,  
 Lexington  
 Herrera, Anthony, OG, 2000, 01, 02, 03,  
 Naples, Fla.  
 Herring, Melvin G., HB, 1936, 37  
 Herrmann, Gary, T, 1951, Davenport, Iowa  
 Herzbrun, Lon, RG, 1955, 56, 57,  
 Washington, D.C.  
 Heydrick, Paul D., HB, 1929, Charleston,  
 W.Va.  
 Hibbard, Bob, WB, 1954, 55, 56, Midland,  
 Pa.  
 Hibbett, Johnny, OG, 1983, 84, 85, 86,  
 Mt. Juliet  
 Hickman, Herman, RG, 1929, 30, 31,  
 Johnson City  
 Hicks, Bob, C, 1947, Hazelton, Pa.  
 Hiding, Lee, LB, 1973, 74, 75, Memphis  
 Higginbotham, Roger, DT, 1974, Oak  
 Ridge  
 Hightower, Chris, PK, 2000 (Service),  
 Weaverville, N.C.  
 Hill, Alden, RB, 2013, Alliance, Ohio  
 Hill, Claude, FB, 1946, 47, 48, Nashville  
 Hill, Gaylon, OG, 1970, 71, 72, Brownsville  
 Hill, Jimmy, QB, 1948, 49, 50, Maryville  
 Hill, Ryan, FB, 2008 (Service), Kingston  
 Hillman, Bill, WB, 1942, 46, Kane, Pa.  
 Hines, Tyrone, LB, 1994, 95, 96,  
 Brownsville  
 Hite-Smith, Van O., LG, 1896  
 Hobby, Marion, DE, 1986, 87, 88, 89  
 (Capt.), Irondale, Ala.  
 Hodge, Bonnie, HB, 1937  
 Hogue, Chris, PK/P, 1996, 97, Memphis  
 Holbert, David, FB, 2004, 05, 06, 08  
 (Service), Nashville  
 Holland, Mark, C, 1992, 93, 94, Sale Creek  
 Hopper, C. E., HB, 1899, 1900, 01  
 (Capt.)  
 Holloway, Condredge, QB, 1972, 73, 74  
 (Capt.), Huntsville, Ala.  
 Holloway, Jerry, OT, 1967, 68, Memphis  
 Holohan, Francis, G, 1950, 51, 52, Niagara  
 Falls, N.Y.

Holsclaw, Claude, B, 1944, Elizabethton  
 Holt, Laird, E, 1929, 30, 31, Franklin  
 Holt, Ricky, OLB, 1981, 82, 83, Tifton, Ga.  
 Holt, Robert (Tarzan), FB, 1920, 21, 22,  
 23 (Capt.)  
 Honea, Ken, BB, 1961, 62, 63,  
 Chattanooga  
 Hood, Daniel, DL, 2011, 12, 13, Knoxville  
 Hood, Merlyn, WR, 1970, 71, East Moline, Ill.  
 Hooser, P. Hobart (Hobe), G, 1927  
 Horn, David, TE, 1992, 93, 94, 95,  
 Jonesboro, Ga.  
 Horne, Kevin, DB, 1998 (Service), Tucker,  
 Ga.  
 Horner, Amos J., FB, 1927, 28  
 Hough, Joe, QB/DB, 1976, 77, Oklahoma  
 City, Okla.  
 Houston, Cedric, TB, 2001, 02, 03, 04,  
 Clarendon, Ark.  
 Houston, Josh, WR, 2000, Kingston  
 Hovanic, Mark, DT, 1985, 86, 87,  
 Yorktown, Va.  
 Howard, Alton, WR, 2012, 13, 14, Orlando,  
 Fla.  
 Howard, Anthony, DT, 1985, 86, Berkeley,  
 Calif.  
 Howard, Chip, WR, 1971, 72, 73, Knoxville  
 Howard, Ermal, RG, 1946, 47, 48,  
 Matawan, W.Va.  
 Howard, Joey, DT, 1986, 87, Springfield,  
 Ohio  
 Howard, William, RB, 1984, 85, 86, 87,  
 Lima, Ohio  
 Howe, Bubba, C, 1954, 55, 56, Memphis  
 Howell, Frank, DT, 1970, 71, Columbia  
 Hubbard, Bill, G, 1953, 54, Lynchburg, Va.  
 Hubbard, Hal, QB, 1951, 52, 53,  
 Lynchburg, Va.  
 Hubbell, Franklin S. (Bud), E, 1941, 42, 46,  
 Bridgeport, Conn.  
 Hubbell, Webster E., T, 1941, Bridgeport,  
 Conn.  
 Hubruck, Carl, G, 1937  
 Huddleston, Ben, E, 1946, 47, Chattanooga  
 Hudson, John Bill, LE, 1960, 61, 62,  
 Jefferson City  
 Hueser, Vernon, C, 1946, 47, 48, Marcus,  
 Iowa  
 Huff, Avery, TE, 1980, New Market  
 Huffman, Dick, T, 1942, 46, Charleston,  
 W.Va.  
 Hug, Paul N., E, 1928, 29, 30, Kingsport  
 Hughes, Montori, DT, 2009, 10,  
 Murfreesboro  
 Humphreys, Cecil C. (Sonny), E, 1933, 34,  
 35, Paris  
 Hundley, Elmo E. T, 1927  
 Huneycutt, Ralph, C, 1947, 48, 49,  
 Appalachia, Va.  
 Hunt, Brian, MG, 1985, 86, 87,  
 DeSoto, Texas  
 Hunt, George, KS, 1969, 70, 71,  
 Clearwater, Fla.  
 Hunter, George L., E, 1936, 37, 38,  
 Somerset, Ky.  
 Hunter, Justin, WR, 2010, 11, 12, Virginia  
 Beach, Va.  
 Hurd, Jalen, RB, 2014, 15, Hendersonville,  
 Tenn.  
 Hurley, Leonard F., T, 1920, 21, 22  
 Hurst, Bill, P, 1998 (Service), Brentwood  
 Husband, Tom, C, 1958, 60, Nashville  
 Hust, Al, E, 1940, 41, 42 (Capt.),  
 Cleveland, Ohio  
 Hust, Emil R., E, 1939, 41, Cleveland, Ohio  
 Hutchinson, Byron, T, 1942, St.  
 Petersburg, Fla.  
 Hutton, Tom, P, 1991, 92, 93, 94, Memphis

Hyde, Jerry, RHB, 1951, 52, 53, Fort  
 Wayne, Ind.

## I

Ijams, Howard A., QB, 1891, 92, 93 (Capt.)  
 Ignont, Will, LB, 2017, Hunstville, Ala.  
 Inglett, Paul, LG, 1959, 60, Augusta, Ga.  
 Ingram, Brian, DE, 1977, 78, 79, Memphis  
 Ingram, Mark, C, 1995, 96, Sneads Ferry,  
 N.C.  
 Ingram, Phil, WR, 1978, 79, Nashville  
 Ingram, Reggie, LB, 1990, 91, 92, 93,  
 Memphis  
 Irwin, Tim, OT, 1978, 79, 80, Knoxville  
 Ishii, Dusty, DB, 2003, Huntington Beach,  
 Calif.

## J

Jackson, Bernard, DE, 1998, 99, 00, 01,  
 Louisville, Ky.  
 Jackson, Howard, RT, 1956, 57, 58,  
 Kingston  
 Jackson, Janzen, DB, 2009, 10, Lake  
 Charles, La.  
 Jackson, Leonard, MG, 1980, 81, Macon,  
 Ga.  
 Jackson, Malik, DT, 2010, 11, Northridge,  
 Calif.  
 Jackson, Marcus, OL, 2011, 12, 14, Vero  
 Beach, Fla.  
 Jackson, Theo, DB, 2017, Nashville, Tenn.  
 Jakobik, Jack, DB, 1991, 92, Nashville  
 James, Andre, LB, 1998, 99, 00, 01,  
 Harmony, N.C.  
 James, David, OG, 1980, 81,  
 82, Cincinnati, Ohio  
 James, Ja'Wuan, OT, 2010, 11, 12, 13,  
 Suwanee, Ga.  
 James, Roland, DB, 1976, 77, 78, 79  
 (Capt.), Jamestown, Ohio  
 Janes, Palmer, E, 1919, 20, 21, Memphis  
 Jared, W. Bennett, LHB, 1915  
 Jarnagin, F. W., C, 1899, 1900, 01,  
 Jefferson City  
 Jarvis, Ron, FB, 1965, 66, 67, Rochester,  
 N.Y.  
 Jasper, Bill, C, 1949, 50, 51, Somerset, Ky.  
 Jeffers, Lemont Holt, DE, 1978, 79, 80,  
 81 (Capt.), Hampton, Va.  
 Jeffries, Danny, DB, 1970, 71, 72,  
 Dyersburg  
 Jellicorse, Reggie, C, 1964, 65,  
 Morristown  
 Jenkins, Danny, DT, 1975, 76, 77 (Capt.),  
 Elizabethton  
 Jenkins, DeRon, DB, 1992, 93, 94, 95, St.  
 Louis, Mo.  
 Jenkins, Lee, DB, 1980, 81, 82, Atlanta, Ga.  
 Jenkins, Ryan, WR, 2014, Marietta, Ga.  
 Jennings, Jauan, WR, 2015,, 16,  
 Murfreesboro, Tenn.  
 Jernigan, Tom, DB, 1967, 68, Union City  
 Jester, Mike, OG, 1978, 79, Cincinnati,  
 Ohio  
 Jester, Nick, LB, 1992, 93, 94, 96, Delray  
 Beach, Fla.  
 Johnson, Alexander, James (A.J.), LB,  
 2011, 12, 13, 14, Gainesville, Ga.  
 Johnson, Alexis, DL, 2017, Atlanta, Ga.  
 Johnson, Austin, FB, 2008, 09, 10, 11  
 (Capt.), Hickory, N.C.  
 Johnson, Bill, RG, 1955, 56, 57 (Capt.),  
 Sparta  
 Johnson, Bob, C, 1965, 66, 67 (Capt.),  
 Cleveland

GENERAL

STAFF

PLAYERS

REVIEW

HISTORY

HONORS

VOLMANAC

RECORDS



Johnson, Brandon, DB, 2003, Tulsa, Okla.  
 Johnson, Brandon, WR, 2016, 17, Fort  
 Lauderdale, Fla.  
 Johnson, Carl, DE, 1970, 71, 72, Palatka,  
 Fla.  
 Johnson, David, DT, 1987, 88, Dayton  
 Johnson, Deandre, DL, 2017, Miami, Fla.  
 Johnson, Frank, LE, 1905  
 Johnson, Greg, LB, 1993, 94, 95, 96,  
 Nashville  
 Johnson, Harold, QB, 1948, 49, 50,  
 Jackson  
 Johnson, Howard, T, 1926, 27, 28 (Capt.),  
 Knoxville  
 Johnson, Inquoris (Inky), DB, 2004, 05,  
 06, Atlanta, Ga.  
 Johnson, Jakob, LB, 2014, 15, 16, 17,  
 Stuttgart, Germany  
 Johnson, Johnathon, WR, 2013, 14, 15,  
 Friendswood, Texas  
 Johnson, L.B. (Farmer), T, 1926, 27, 28,  
 Clarksburg, Ohio  
 Johnson, Lemond, DB, 2013, 14, Cooper  
 City, Fla.  
 Johnson, Marsalous, DB, 2006, 07, 08,  
 09, Smyrna  
 Johnson, Neil, TE, 1998, 99, Nashville  
 Johnson, Paul, C, 1973, 74, 75, Cleveland  
 Johnson, Ramone, OT, 2008, Chicago, Ill.  
 Johnson, Ryan, OL, 2017, Brentwood  
 Johnson, Shawn, LB, 1996, 97, Louisville,  
 Ky.  
 Johnson, Steve, DB, 1994, 95, 97, 98,  
 Powder Springs, Ga.  
 Johnson, Steven, P, 1993 (Service),  
 Knoxville  
 Johnson, Tom, T, 1963, Stillwater, Okla.  
 Johnson, Tom D., C, 1970, 71, 72,  
 Cleveland  
 Johnson, W.C., E, 1906, 07, 08, 09, 10  
 (Capt.), Memphis  
 Johnston, James G., T, 1928, 29, Knoxville  
 Jolley, Jack, C, 1979, 80, Simpsonville,  
 S.C.  
 Jones, Dale, OLB, 1983, 84, 85, 86  
 (Capt.), Cleveland  
 Jones, Eli, WR, 2001 (Service), Salem, Mo.  
 Jones, Frank D., G, 1926, Morristown  
 Jones, Gerald, WR, 2007, 08, 09, 10,  
 Oklahoma City, Okla.  
 Jones, Greg, LB, 1974, 75, 76, 77 (Capt.),  
 Bristol  
 Jones, Greg R., DT, 2002, 03, Jonesboro,  
 Ark.  
 Jones, Jack, OL, 2015, 16, 17,  
 Murfreesboro, Tenn.  
 Jones, Johnnie, RB, 1982, 83, 84 (Capt.),  
 Mumfords  
 Jones, Kendrick, WR, 1991, 92, 93, 94,  
 Collierville  
 Jones, Kenny, TE, 1978, 79, 81, 82,  
 Nashville  
 Jones, Marc, RB, 1989, 90, Syracuse, N.Y.  
 Jones, Mark, WR/DB, 2000, 01, 02, 03,  
 Wallingford, Pa.  
 Jones, Mike E., MM, 1967, 68, 69,  
 Nashville  
 Jones, Mike S., T, 1971, Kingsport  
 Jones, Montrell, WR, 2001, 02, Louisville,  
 Ky.  
 Jones, Philip E., G, 1923, 24, Knoxville  
 Jones, Sam W., E, 1923, 24, 26, Nashville  
 Jones, Steven, OT, 2007, Brentwood  
 Jones, Wilbert, DB, 1978, 79, 80,  
 Brownsville  
 Jordan, Dick, E, 1942, 46, McCall Creek,  
 Miss.  
 Jordan, Tim, RB, 2017, Bartow, Fla.  
 Juin, Reggie, DB, 2013, Conyers, Ga.

Julian, Jason, WR/S, 1988, 89, 90, 91,  
 Knoxville  
 Jumper, Colton, LB, 2015, 16, 17, Lookout  
 Mountain, Tenn.  
 Jumper, Tommy, G, 1950, Chattanooga

## K

Kamara, Alvin, RB, 2015, 16 (Capt.),  
 Norcross, Ga.  
 Karl, Ryan, LB, 2004, 05, 06, 07, Franklin  
 Kaseta, Vince, E, 1949, 50, 51, Brockton,  
 Mass.  
 Keener, Samuel, RHB, 1906  
 Keever, Wade, B, 1934, Johnson City  
 Kefauver, Estes, G, 1922, 23, Madisonville  
 Kell, Chip, OG, 1968, 69, 70, Decatur, Ga.  
 Keller, John, OG, 1968, 69, 70, Bristol  
 Kelley, Mike, OLB, 1986, 87, 88,  
 Chattanooga  
 Kelly, Andy, QB, 1988, 89, 90, 91, Dayton  
 Kelly, Farmer, RT, 1911, 12, 13, 14 (Capt.)  
 Kelly, John, RB, 2015, 16, 17, Detroit, Mich.  
 Kelly, Todd, DE, 1989, 90, 91, 92 (Capt.),  
 Hampton, Va.  
 Kelly, Todd, Jr., DB, 2014, 15, 16,  
 Knoxville, Tenn.  
 Kelly, Van W., C, 1936, 37  
 Kemp, Austin, LB, 1997, 98, Brentwood  
 Kemp, C.M., LG, 1915  
 Kemp, Ricardo, DB, 2006, 07,  
 Warren, Ark.  
 Kendrick, Brett, OL, 2014, 15, 16, 17,  
 Knoxville, Tenn.  
 Kendrick, Edward, DT, 1999, 00, 02,  
 Macon, Ga.  
 Kennedy, Edwin M., LE, 1919, Knoxville  
 Kent, Jermaine, WR, 2001 (Service),  
 Huntsville, Ala.  
 Kent, Joey, WR, 1993, 94, 95, 96,  
 Huntsville, Ala.  
 Kerbyson, Kyler, OL, 2012, 13, 14, 15,  
 Knoxville  
 Kern, R.A., RG, 1905  
 Kerney, Neal, RB, 1994 (Service),  
 Kingsport  
 Kerr, Andy, PK, 2003 (Service), Maryville  
 Kerr, R.V., LB, 1911, 12, 13, 14, Savannah  
 Kesterton, T.O., LT, 1909  
 Kidd, George, LB, 1992, 93, 94, 95, Milan  
 Kile, Jack, LG, 1959, Sweetwater  
 Killian, Gene, OT, 1971, 72, 73, Tampa, Fla.  
 Kilpatrick, Brent, WR, 1994 (Service),  
 Greenback  
 Kimbro, Bryan, OLB, 1985, 86, 87, 88,  
 Dickson  
 Kimbrough, Charles, OLB, 1985, 86, 87,  
 Mobile, Ala.  
 Kincaid, Bill, C, 1956, LaFollette  
 Kiner, Steve, LB, 1967, 68, 69, Tampa,  
 Fla.  
 King, Craig, LB, 1994, 95, 96, Asheville,  
 N.C.  
 King, Greg, LB, 2009, 13, Memphis  
 King, Harry F., T, 1922, 23, 24, Knoxville  
 King, Justin, FB, 2012, 14, Dunwood, Ga.  
 King, William B., HB, 1941, Knoxville  
 Kipp, S.S., LHB, 1909  
 Kirk, Todd, C, 1985, 86, 87, Pennington  
 Gap, Va.  
 Kirkland, Aaron, TE, 2002, Fayetteville,  
 N.C.  
 Kirkland, Darrin, Jr., LB, 2015, 16,  
 Indianapolis, Ind.  
 Klarer, Rudolph (Rudy), G, 1941, 42,  
 Louisville, Ky.  
 Kline, Cedric, LB, 1986, 87, 88, 89,  
 Loudon

Kluge, Steve, MG, 1979, 80, 81, 82,  
 Staunton, Va.  
 Knappe, E.C., LG, 1900  
 Knight, Steve, OG, 1981, 82, 83, Abingdon,  
 Va.  
 Kohlhase, Charles E., FB, 1929, 30, 31,  
 Knoxville  
 Koleas, George L., G, 1935, 36  
 Kolenik, Vic, E, 1951, 52, Leechburg, Pa.  
 Kolinisky, Frank, RT, 1955, 56, 57,  
 McKees-Rocks, Pa.  
 Kongbo, Jonathan, DL, 2016, 17, Surrey,  
 B.C.  
 Kozar, Andy, FB, 1950, 51, 52, St. Michael,  
 Pa.  
 Krause, Dick, LT, 1958, Augusta, Ga.  
 Kreis, Gary, E, 1967, 68, 69, Oliver  
 Springs  
 Kremser, Karl, KS, 1967, 68, Levittown, Pa.  
 Krouse, Henry W., B, 1932, 34, 35,  
 Memphis  
 Kyler, Greg, WR, 1995, Baltimore, Md.

## L

Labach, Joe E., HB, 1893  
 Labruzzo, Cheyenne, DB, 2017, Albany,  
 La.  
 Lacore, John O., LG, 1893  
 LaCoste, Kelley, DE, 1967, Baton Rouge,  
 La.  
 Lambert, Ken, DE, 1971, 72, Jacksonville,  
 Fla.  
 Lampley, Brad, OT, 1996, Louisville, Ky.  
 Lane, Eric, RB, 1993, 94, 95, 96, East  
 Orange, N.J.  
 Lane, Hunter, E, 1919, 20, 21, 22, Buntyn  
 Lane Jr., Marlin, TB, 2011, 12, 13, 14,  
 Daytona Beach, Fla.  
 Lanier, Izauea, DB, 2011, Gordo, Ala.  
 Lanter, Bill, C, 1956, 57, Oak Ridge  
 LaSorsa, Mike, LE, 1958, 59, 60 (Capt.),  
 Hudson Falls, N.Y.  
 Larkins, Corey, TB, 2001, 02, 03, 04,  
 Opelika, Ala.  
 Lassiter, Robert, WR, 1970, 72,  
 73, Bethpage  
 Latham, F.S. Jr., LE, 1909, 10  
 Lathers, Herman, LB, 2009, 10, 12, Baton  
 Rouge, La.  
 Lathrop, Herbert A., LT, 1891  
 Lauricella, Hank, TB, 1949, 50, 51,  
 New Orleans, La.  
 Lavin, Robert, HB, 1924, Knoxville  
 Law, Allen 1944  
 Lawder, Rynd, Jr., RE, 1893  
 Layman, Jason, OT, 1992, 93, 94, 95  
 (Capt.), Sevierville  
 Leach, J. Walker, LHB, 1905, 06, 07, 08  
 (Capt.)  
 Leach, Sonny, E, 1970, 71, 72, Raleigh, N.C.  
 Leachman, Lamar, C, 1952, 53, 55,  
 Cartersville, Ga.  
 Leak, C.J., QB, 2002, 03, 04, Charlotte, N.C.  
 Leake, David, QB, 1963, 64, 65, Memphis  
 Leake, Don, LE, 1958, 59, 60, Memphis  
 Leaverton, David, P, 1998, 99, 00, (Capt.)  
 Midland, Texas  
 Ledford, Dennis Marshall, T, 1941,  
 Knoxville  
 Lee, Alan, OG, 1974, Oak Ridge  
 Leffler, Willie T., G, 1936, 37  
 Lenoir, Patrick, OT, 1988, 89, 90, 91,  
 Germantown  
 Letner, Cotton, RE, 1958, 59, 60, Ten Mile  
 Levine, Mark, RB, 1995, 96, 97, Dallas,  
 Texas

Levine, Sam, G, 1936, 37  
 Lewis, Jamal, RB, 1997, 98, 99, Atlanta, Ga.  
 Lewis, LaTroy, DL, 2013, 14, 15, 16, Akron, Ohio  
 Lewis, Roderick, DB, 1990, 91, Mobile, Ala.  
 Ligon, David, OG, 2004, 05, 06, Germantown  
 Lincoln, Daniel, PK, 2007, 08, 09, 10, Ocala, Fla.  
 Lincoln, Jeremy, DB, 1987, 88, 90, 91, Toledo, Ohio  
 Lindsay, Charles, T, 1919, 21, Knoxville  
 Lindsay, Robert M. (Rus), FB, 1911, 12, 13, 14, Linebarrier, Chip, DB, 1976, 77, 78, Memphis  
 Lippe, William T., B, 1934, 35  
 Lipscomb, Paul, T, 1942, Centralia, Ill.  
 Lis, Stan, QB, 1952, Philadelphia, Pa.  
 Little, Joseph P. (Joe), C, 1936, 37, 38, Sparta  
 Little, Leonard, DE/LB, 1995, 96, 97 (Capt.), Asheville, N.C.  
 Littleford, Hal, TB, 1947, 48, 49 (Capt.), Bristol  
 Lloyd, DeAngelo, DE, 1997, 98, 99, 00, Charlotte, N.C.  
 Lloyd, Owen C., E, 1941, 42, Montgomery, W.Va.  
 Locke, Eric, WR, 2000, Murfreesboro  
 Lockett, W.E., Sub., 1911  
 Locklear, Riley, OL, 2017, Huntington, W. Va.  
 Logan, J.G., QB, 1899, 1900, Knoxville  
 Logan, Kim, OLB, 1975, 76, 77, Birmingham, Ala.  
 Logan, Nicholas E., LE, 1893  
 Long, R.A., BB, 1942, 45, 46, Trenton  
 Longmire, Charlie, WR, 1990, Andersonville  
 Longmire, Wayne, LT, 1900, 01  
 Lothrop, D. B., RHB, 1915  
 Lott, Andre, DB, 1998, 99, 00, 01 (Capt.), Memphis  
 Loucks, J. C., QB, 1906, 07, 08  
 Loudermilk, Robert, PK, 1999, Memphis  
 Love, Emmon, WR, 1971, 72, 73, Oak Ridge  
 Lovingood, Frank, T, 1934  
 Lovingood, Riley, LS, 2016, 17, Hendersonville  
 Lowe, Andy, HB, 1916, 21  
 Lowe, J.G., E, 1922, 23, 24 (Capt.) 25 (Capt.), Fountain City  
 Lowe, Jim, OT, 1963, 65, South Fulton, Ky.  
 Lowe, Theodore, LT, 1927, Fountain City  
 Lowe, W.O. (Chink), RT, 1914, 15, 16, 19 (Capt.), Knoxville  
 Lowe, Wes, DB, 1989, Nashville  
 Lucci, Mike, C, 1960, 61 (Capt.), Ambridge, Pa.  
 Luck, James K., FB, 1915, 16  
 Lukowski, Joe, LG, 1957, 58, 59, Riverhead, N.Y.  
 Lund, Bob, WB, 1945, 46, 47, 48, Knoxville  
 Luttrell, Bill, T, 1938, 39, 40, Knoxville  
 Lyman, Elbert J., RE, 1896, 1900  
 Lynch, Brian 1997, P. (Service), Nashville  
 Lynn, Alan, C, 1979, McMinnville  
 Lyons, Vernon, G, 1950, 51, Norfolk, Va.

**M**

Madden, L.J., Sub., 1911  
 Maggitt, Curt, LB, 2011, 12, 14, West Palm Beach, Fla.  
 Mahelona, Jesse, DT, 2004, 05 (Capt.), Kailua-Kona, Hawaii

Mainous, Beau, DB, 1987, 88, Germantown  
 Maiure, Joe, LHB, 1950, 51, 52, New Kensington, Pa.  
 Major, Mark, FB, 1944, 45, 46, 47, Knoxville  
 Majors, Bill, TB, 1958, 59, 60, Sewanee  
 Majors, Bobby, DB, 1969, 70, 71, Sewanee  
 Majors, John, TB, 1954, 55, 56, Huntland  
 Malone, Josh WR, 2014, 15, 16, Gallatin, Tenn.  
 Malone, Robert, WR, 1976, 78, Huntsville, Ala.  
 Maloney, Frank, FB, 1896, 97  
 Mankin, Carr, LG, 1892  
 Manning, John, B, 1944, 45, Elizabethton  
 Manning, Peyton, QB, 1994, 95, 96, 97 (Capt.), New Orleans, La.  
 Maples, Talmadge R. (Sheriff), C, 1931, 32, 33 (Capt.), Knoxville  
 Mapu, J.T., DT, 2002, 03, 06, 07, Kahuku, Hawaii  
 Marfield, George R., LE, 1892  
 Marino, Rick, LB, 1966, 67, 68, Memphis  
 Mark, Alton S., E, 1931, 32, 33, Easton, Pa.  
 Markloff, Dave, RHB, 1949, Philadelphia, Pa.  
 Marquart, Cliff, LT, 1959, 60, 61, Louisville, Ky.  
 Marren, Bill, OG, 1977, 78, 79, 80, Saddle Brook, N.J.  
 Marsh, Steven, DB, 1999, 00, 01, 02, Wingate, N.C.  
 Martin, Ben, DE, 2007, 08, 09, 11 (Capt.), Cincinnati, Ohio  
 Martin, Bill, DS, 2005 (Service), Goodlettsville  
 Martin, Craig, C, 1990, 91, Newport  
 Martin, Danny, DB, 1979, 80, McMinnville  
 Martin, David, WR, 1997, 98, 99, 00, Norfolk, Va.  
 Martin, Fred, E, 1963, 64, Hagerstown, Md.  
 Martin, Justin, DB, 2015, 16, 17, Antioch  
 Martin, Ray, RHB, 1951, 52, Danville, Va.  
 Martin, Tee, QB, 1996, 97, 98, 99 (Capt.), Mobile, Ala.  
 Marvin, Mickey, OG, 1973, 74, 75, 76, Hendersonville, N.C.  
 Massey, R.H., RHB, 1910  
 Mathews, Joey, QB, 1999, 00, 01, Sevierville  
 Mathis, Andre, LB, 2006, 08, Erie, Pa.  
 Matthews, John, OT, 1981, 82, 83, Memphis  
 Mattox, Bruce, LG, 1961, 62, Bassett, Va.  
 Mauck, Mike, DB, 1974, 75, 76, Radford, Va.  
 Mauriello, Bob, TB, 1966, Whittier, Calif.  
 Maxwell, Jim, QB, 1970, 71, Nashville  
 May, W.E. (Bill), QB, 1913, 14, 15  
 Mayer, Eugene S., C, 1930, 31 (Capt.), Chattanooga  
 Mayes, J.C., HB, 1908, Farmington  
 Mayes, Vin, G, 1966 (Service), Stamford, Conn.  
 Mayo, Bill, OG, 1981, 82, 83, 84, Dalton, Ga.  
 Mayo, Jerod, LB, 2005, 06, 07, Hampton, Va.  
 Mayock, Dick, T, 1952, Philadelphia, Pa.  
 Mays, Kevin, OG, 1991, 92, 93, 94 (Capt.), Kingston  
 McAdams, Johnny, DT, 1981, 84, Lexington  
 McAllester, Sam J., FB, 1903, 04, Chattanooga  
 McAllister, W.L., QB, 1909  
 McArthur, Dave E., T, 1925, 26, 27  
 McBrayer, Brett, TE, 1987, 88, Maryville  
 McBride, Junior, WR, 1981, Zanesville, Ohio

McBride, Turk, DE, 2003, 04, 05, 06 (Capt.), Camden, N.J.  
 McBride, Will, WB, 2017, League City, Texas  
 McCabe, Willis, QB, 1919, Memphis  
 McCallum, Chip, KS, 1988, 89, Marietta, Ga.  
 McCarren, William, HB, 1936, 37, 38  
 McCartney, Ronnie, DE, 1973, 74, 75 (Capt.), Charleston, W.Va.  
 McClain, Hubert, WB, 1961, Waynesboro  
 McClain, Lester, WB, 1968, 69, 70, Nashville  
 McClendon, Jacques, OG, 2006, 07, 08, 09, Cleveland  
 McClennon, John, RB, 1982, Cookeville  
 McCleskey, J.J., WR, 1989, 90, 91, 92, (Capt.), Knoxville  
 McClung, C.J. (Mgr.) 1904  
 McClure, Victor, TE, 2002, 03, 04, Hixson  
 McClure, W.K. (Bill), RE, 1912, 13, 15  
 McCollum, Clarence H., FB, 1907, 08  
 McConnell, E.M., Sub., 1900  
 McCord, Darris, T, 1952, 53, 54 (Capt.), Franklin  
 McCoy, Rico, LB, 2006, 07, 08, 09, Washington D.C.  
 McCroskey, Clemmons, RB, 1989, 90, Shelbyville  
 McCroskey, Frank, G, 1952, 53, Sevierville  
 McCullers, Daniel, DL, 2012, 13, Raleigh, N.C.  
 McCullough, Andy, WR, 1994, 95, 96, 97, Dayton, Ohio  
 McDaniel, Terry, DB, 1984, 85, 86, 87, Saginaw, Mich.  
 McDaniel, Tony, DT, 2003, 04, 05, Columbia, S.C.  
 McDaniel, Victor, DB, 1983, Griffin, Ga.  
 McDonald, Jim, DE, 1966, 67, 68, Knoxville  
 McDougal, Ed, QB, 1974 (Service), Coral Gables, Fla.  
 McDowell, Cortez, DB, 2014, 15, 16, Locust Grove, Ga.  
 McEver, Gene, HB, 1928, 29, 31, Bristol, Va.  
 McFadden, Bud, G, 1955, Philadelphia, Pa.  
 McGee, Tim, WR, 1983, 84, 85 (Capt.), Cleveland, Ohio  
 McGeehan, Chick, E, 1968, Eddyton, Pa.  
 McGlothlin, Bill, LB, 1970, 71, 72, Portland  
 McGlothlin, Matt, DT, 2003, 05, 06, Richlands, Va.  
 McGuire, Kennard, WR, 1986, 87, Memphis  
 McGruder, Lynn, DT, 2000, Las Vegas, Nev.  
 McGuire, R.L., RG, 1910, 11, 12, Norton, N.C.  
 McKeen, E. Allyn, E, 1925, 26, 27, Memphis  
 McKelvy, Jerry, G, 1965, Camden  
 McKenzie Jr., Reginald Kahli, DL, 2015, 16, 17, Walnut Creek, Calif.  
 McKenzie, Nevin, LB, 2007, 08, San Antonio, Tex.  
 McKenzie, Raleigh, C, 1982, 83, 84, Knoxville  
 McKenzie, Reggie, OLB 1981, 82, 83, 84, Knoxville  
 McKinney, Roger, DB, 1970, Tampa, Fla.  
 McLean, Evan A., C, 1912, 13, 14, 15 (Capt.), Knoxville  
 McLeary, Don, TB, 1968, 69, 70, Jackson  
 McMaken, Troy, WR, 1999 (Service), Antioch  
 McMeans, Neal, DE, 1966, 67, 68, Gate City, Va.  
 McMichael, Jeff, LB, 1981, 82, Knoxville  
 McNamara, Jim, OG, 1966, Dayton, Ohio  
 McNeil, Josh, C, 2006, 07, 08, 09 (Service), Collins, Miss.

GENERAL

STAFF

PLAYERS

REVIEW

HISTORY

HONORS

VOLMANAC

RECORDS





- McNeil, LaDarrell, DB, 2012, 13, 14, 15, Dallas, Texas
- McPherson, C.L., E, 1932, Knoxville
- McQuady, Claude, G, 1945, Louisville, Ky.
- McRae, Charles, OT, 1987, 88, 89, 90, Clinton
- McRee, Kenny, G, 1945, Milan
- McSpadden Malcolm, B, 1914
- McWilliams, John, T, 1954, Philadelphia, Pa.
- Meachem, Robert, WR, 2004, 05, 06, Tulsa, Okla.
- Medford, Elijah, LS, 2016, 17, Burlington, N.C.
- Medley, Aaron, PK, 2014, 15, 16, 17, Lewisburg
- Meek, Bill, QB, 1940, 41, 42, Birmingham, Ala.
- Melas, Alex 1966, MG, (Service), New York, N.Y.
- Melton, Gary, OT, 1966, 67, Maryville
- Meneses, Oscar B, 1944, Yeadon, Pa.
- Merritt, J.B., E, 1968, (Service), Greenville, S.C.,
- Meseroll, Norman, RT, 1946, 47, 48, 49, New Brunswick, N.J.
- Messimer, Jesse, ILB, 1984, Graysville
- Meyer, Charles, QB, 1951, Cincinnati, Ohio
- Michels, John, G, 1950, 51, 52, Philadelphia, Pa.
- Middlebrooks, Nate, TE, 1986, 87, 88 (Capt.), Chattanooga
- Middleton, Albert, B, 1932, New Britain, Conn.
- Milam, Kevin, TB, 1970, Memphis
- Milchin, Jerry, C, 1961, 62, 63, Bluefield, W.Va.
- Miles, Adam, DS, 2002, 03, 04, 05, Hendersonville
- Miles, Willie, DB, 1998, 99, 00, 02, Ft. Worth, Texas
- Miley, Floyd, DB, 1988, 89, 90, 91, Fort Lauderdale, Fla.
- Miller, Anthony, WR, 1986, 87, Pasadena, Calif.
- Miller, Ben, C, 1944, 45, Chattanooga
- Miller, Bubba, C, 1992, 93, 94, 95 (Capt.), Franklin
- Miller, Corey, DE, 2010, 11, 12, 13, Wellford, S.C.
- Miller, Darrell, DB, 2015, Cedar Hill, Texas
- Miller, Darrin, ILB, 1984, 85, 86, 87, Flemington, N.J.
- Miller, Jaylen, DL, 2014, Gaffney, S.C.
- Miller, Jim, RB, 1983, 84, 85, 86, Nashville
- Miller, Michael, WR, 1980, 81, 82, Flint, Mich.
- Mills, Joe, OG, 1973, 74, Greenville, S.C.
- Mills, Johnny, E, 1964, 65, 66, Elizabethton
- Milner, Orvis, BB/QB, 1946, 47, Knoxville
- Milton, Matt, WR, 2011, Mascoutah, Ill.
- Mims, Chris, DE, 1990, 91, Los Angeles, Calif.
- Miner, Jim, RE, 1947, 48, 49, Mentor, Ohio
- Mitchell, Charles T., BB, 1941, 42, 43, St. Albans, W.Va.
- Mitchell, Cleon, RB, 1993, Lauderdale Lakes, Fla.
- Mitchell, D.K., C, 1931, Knoxville
- Mitchell, Jason, LB, 2002, 03, 04, 05, Abbeville, La.
- Mitchell, Marvin, LB, 2002, 03, 05, 06 (Capt.), Norfolk, Va.
- Mitchell, Stan, FB, 1963, 64, 65, Sparta
- Mitchell, Steve, DE, 1971, 72, 73, Sparta
- Mitchell, Xavier, DE, 2004, 05, 06, 07, Long Beach, Miss.
- Mitchell-Thornton, Nigel, LB, 2009, 10, 11, Stone Mountain, Ga.
- Mixon, Dimarya, DL, 2014, 15, 16, Compton, Calif.
- Mixon, Manley, DE, 1968, 69, 70, Nashville
- Moeller, Gene, LB, 1951, 52, Davenport, Iowa
- Moseley, Emmanuel, DB, 2014, 15, 16, Greensboro, N.C.
- Mosley, Charles, OL, 2016, Brighton
- Mohrman, Mike, DT, 1972, 73, 74, Boise, Idaho
- Molaskey, Ron, G, 1965, Sharon, Pa.
- Molck, Ricky, OT, 1971, 72, Memphis
- Molinski, Ed, G, 1938, 39, 40, Massillon, Ohio
- Mondelli, Jim, MM, 1967, 68, Nashville
- Mooers, Charles A., FB, 1891
- Moon, David, OT, 1984, Meridianville, Ala.
- Moore, Byron, DB, 2011, 12, 13, Carson, Calif.
- Moore, Charles C. Jr., RG, 1891, 92 (Capt.)
- Moore, Denarius, WR, 2007, 08, 09, 10, Tatum, Tex.
- Moore, Dustin, TE, 1995, 96, Greenville
- Moore, Eddie, LB, 1999, 00, 01, 02 (Capt.), South Pittsburg
- Moore, Gary, RB, 1977, 78, 79, Decatur
- Moore, Jeff, WR, 1975, 76, 77, 78, Memphis
- Moore, Mark, DT, 1988, 89, Charleston, W.Va.
- Moore, Owen Bud, HB, 1926
- Moore, Rashad, DT, 1999, 00, 01, 02, Huntsville, Ala.
- Moore, Terry, RB, 1972, 73, 74, 75, Clinton
- Moore, Vincent, WR, 1987, 89, 90, Memphis
- Moran, Charley B., HB, 1897
- Morel, Bobby, MG, 1964, 65, 66, College Grove
- Morgan, Anthony, WR, 1988, 89, 90, Cleveland, Ohio
- Morgan, Ed, RHB, 1950, 51, 52, Hendersonville, N.C.
- Morgan, Stanley, WB, 1973, 74, 75, 76, Easley, S.C.
- Morley, Demetrice, DB, 2005, 06, 08, Miami, Fla.
- Morris, B.Y., C, 1922, 23, Cedar Hill
- Morris, Horace, DE, 1991, 92, 93 (Capt.), Miami, Fla.
- Morris, Randall, RB, 1980, 81, 82, 83, Long Beach, Calif.
- Morris, W.W., RT, 1915, 16
- Morrow, Russ, C, 1944, 45, St. Louis, Mo.
- Morton, Bobby, TB, 1962, 63, Murfreesboro
- Morton, Robert, DE, 1975, Richmond, Ky.
- Moses, Fred J., B, 1933, 34, 35, Knoxville
- Moseley, Emmanuel, DB, 2014, 15, 16, 17, Greensboro, N.C.
- Mosley, Charles, OL, 2015, Brighton
- Moss, Ray, C, 1956, 57, 58, Chattanooga
- Mugleston, Steve, LB, 2003, (Service), Knoxville
- Mulloy, Richard, E, 1939, 40, 41, Louisville, Ky.
- Munoz, Michael, OT, 2000, 02, 03 (Capt.), 04 (Capt.), Mason, Ohio
- Munro, Colin, T, 1951, 53, Aurora, Ill.
- Murdic, Jon, DB, 1972, 73, 74, Franklin
- Murphy, David, HB, 1966, 67, Columbia
- Murphy, John, TE, 1975, 76, 77, Jackson
- Murphy, Jordan, WR, 2017, Hattiesburg, Miss.
- Murrell, W.J., RG, 1911
- Murrell, William, G, 1936
- Murriel, Martin, DB, 1977, 78, Knoxville
- Mutter, Mitch, C, 1967, Johnson City
- Myers, Andy, G, 1950, 51, 52, Knoxville
- Myers, James A. (Jim), G, 1941, 42, 46, Madison, W.Va.
- Myers, Jason 1997, DS, (Service), Huntington
- Myers-White, Adam, LB, 2005, 06, 07, 08, Hamilton, Ohio
- Myles, Jr., Darren, DB, 2009, Atlanta, Ga.
- Myslinski, Tom, OG, 1988, 89, 90, 91, Rome, N.Y.



- Nails, Brett, WR, 1985 (Service), Bolivar
- Nash, Marcus, WR, 1994, 95, 96, 97, Tulsa, Okla.
- Naumoff, Paul, LB, 1964, 65, 66 (Capt.), Columbus, Ohio
- Neal, G.F., Sub., 1896
- Neal, Karlton, DE, 2001, 02, 03, 04, Chicago, Ill.
- Neal, Rajion, TB, 2010, 11, 12, 13, Fayetteville, Ga.
- Needham, Kenneth L. (Shorty), G, 1933, 34, 35, Knoxville
- Neff, Herbert Artie, HB, 1922, 23, 24, 25, South Pittsburg
- Nelson, Lance, LB, 1990, Wichita, Kans.
- Nelson, Ralph, OG, 1993, Kingsport
- Nelson, Tony, DB, 1986, 87, 88, Knoxville
- Nettles, Ray, LB, 1969, 70, 71, Jacksonville, Fla.
- Newman, Fred, FB, 1939, 40, Knoxville
- Newman, Philip, K, PK, 2002, 03, (Service), Marietta, Ga.
- Newman, W.M., FB/LG, 1896, 99, 1900 (Capt.), Knoxville
- Newsome, Scott, DS, 2002, 03, 04, Jacksonville, Fla.
- Neyland, Bob Jr., RHB, 1952, 53, Knoxville
- Nichols, Jack, FB, 1960, 61, Loudon
- Nicholson, Jacob H. (Jake), E, 1920, 21, Chattanooga
- Nickla, Ed, E, 1951, 52, Long Island, N.Y.
- Nicklin, Strang, HB, 1896 (Capt.) 97
- Noe, Richie, LB, 1992, Lake City
- Noel, Henry W., G, 1940, 41, Greenville
- Noel, Tori, DB, 1993, 95, 96, 97, Memphis
- Noonan, Jim, MG, 1976, 77, 78, 80 (Capt.), Dyersburg
- North, Lee, C, 1978, 79, 80, 81 (Capt.), Tucker, Ga.
- North, Marquez, WR, 2013, 14, 15, Charlotte, N.C.
- Nowling, William E., FB, 1940, 41, 42, St. Petersburg, Fla.



- O'Brien, Danny, DL, 2013, 14, 15, Flint, Mich.
- Offenheuse, Will, OT, 1999, 00, 01, 02 (Capt.), Martin
- Oku, David, RB, 2009, 10, Midwest City, Okla.
- Olasimbo, Roy, TB, 2007 (Service), Riverdale, Ga.
- Oldham, Donnie, LB, 1977, Castalian Springs
- Oleksiak, Pat, TB, 1952, 54, Hempstead, N.Y.
- Olmstead, H.S., RT, 1899
- Olszewski, Jeff, QB, 1979, 80, 81, Parma, Ohio
- O'Neal, Art, C, 1963, Alexandria, Va.
- O'Neal, Kenny, WR, 2007, San Ramon, Calif.
- Orr, Bunny, FB, 1959, 60, 61, Bolivar



Orta, Geraldo, DB, 2012, 13, 14, Valdosta, Ga.  
 Osborne, Marquill DB, 2016, 17, Cornelius, N.C.  
 Overbey, Beasley, HB, 1920  
 Overholt, Bobby, LE, 1957, Knoxville  
 Overstreet, Will, DE, 1998, 99, 00, 01 (Capt.), Jackson, Miss.  
 Overton, Mike, C, 1973, 74, 75, 76, Commerce, Ga.  
 Owens, O.J., DB, 2001, 03, New London, N.C.

## P

Pafford, R.W., LG, 1904, 05, Mt. Juliet  
 Page, David, DT, 1973, 74, 75, Franklin  
 Paidousis, Mike, T, 1944, 45, 46, Steubenville, Ohio  
 Pair, Marques, OL, 2013, 14, Sumter, S.C.  
 Palardy, Michael, P/PK, 2010, 11, 12, 13, Coral Springs, Fla.  
 Palmer, Edwin C., B, 1933, 34, 35 (Capt.), Shelbyville  
 Palmer, Josh, WR, 2017, Brampton, Ontario  
 Panuska, Pete, RB, 1984, 85, 86, Brick, N.J.  
 Parker, Anthony, OG, 2005, 06, 07, 08, Jonesboro, Ga.  
 Parker, Eric, WR, 1998, 99, 00, 01, Shorewood, Ill.  
 Parker, Jason, DB, 1992, 93, 94, 96, Garland, Texas  
 Parker, S.Y., FB, 1903, 04, 05  
 Parman, D.C. 1910, Franklin  
 Parrish, Doug, DB, 1979, 80, 81, 82, Americus, Ga.  
 Parrish, Jarod, DB, 2003, 04, 06, 07, Summerville, Ga.  
 Parsons, David, DB, 1974, 75, 76, Murfreesboro  
 Partin, Maxwell R., WB, 1941, 45, 46, Jacksonville, Fla.  
 Patterson, Bobby, TB, 1967, 69, Nashville  
 Patterson, Cordarrelle, WR/KR, 2012, Rock Hill, S.C.  
 Patterson, Don, RG, 1958, 59, 60, Ringgold, Ga.  
 Patterson, Jack, FB, 1963, 64, 65, Nashville  
 Patterson, Ryan, DT, 1990, 92, 93, Jenks, Okla.  
 Paty, John M., TB, 1962, 63, 64, Knoxville  
 Paty, John W., B, 1934, 35  
 Payne, D'Andre, DB, 2014, Washington, D.C.  
 Payne, Harold (Herky), TB, 1949, 50, 51, Pensacola, Fla.  
 Peace, Robert, LB, 2000, 01, 02, 03, Ruston, La.  
 Pearce, Lanny, TB, 1968, Stone Mountain, Ga.  
 Pearman, Bill, T, 1947, 49, 50, 51, Charlotte, N.C.  
 Pearson, Von, WR, 2014, 15, Newport News, Va.  
 Pedersen, Arnold, LG, 1962, 63, Bridgeport, Conn.  
 Peebles, Antron, TE, 1996, 97, 98, Murfreesboro  
 Peel, Ike, HB, 1939, 40, 41, Dyersburg  
 Peery, Arnall, RHB, 1906, 07, 08, 09, Spring Hill  
 Penland, J.D., RG, 1910  
 Peoples, Carlton, DB, 1979, 80, 81, 82, Memphis  
 Peppers, Victor, DB, 1984, 85, 86, 87, Albany, N.Y.

Perkins, Marion, FB, 1936, 37  
 Perry, Robbin, OT, 1987, Brentwood  
 Persinger, Tim, T, 1969, Johnson City  
 Peterman, Nathan, QB, 2013, 14, Fruit Cove, Fla.  
 Peterson, Trey, OG, 1993, 94, 95, New Smyrna Beach, Fla.  
 Petrella, Bob, DB, 1963, 64, 65, Philadelphia, Pa.  
 Petruzzini, Leo, QB, 1932, 33, Smithport, Pa.  
 Pfeiffer, Scott, TE, 1993, 94, 95, St. Louis, Mo.  
 Phillips, Ed, G, 1963, Tellico Plains  
 Phillips, Frederick H., Sub., 1893  
 Phillips, Greg, OG, 1975, 76, Huntsville, Ala.  
 Phillips, Jimmie R., HB, 1920, 22, South Pittsburgh  
 Phillips, Kyle, DL, 2015, 16, 17, Nashville, Tenn.  
 Phillips, Marvin, RE, 1958, 59, 60, Union City  
 Phillips, Mose, RB, 1991, 92, 93, 94, Nashville  
 Phillips, Vernon, RB, 1980, Fort Pierce, Fla.  
 Pick, Jack M., C, 1934, 35  
 Pickens, Carl, WR, 1989, 90, 91, Murphy, N.C.  
 Pickens, Richard, FB, 1966, 67, 68, Knoxville  
 Pickett, Justus, RB, 2014, Charlotte, N.C.  
 Pickle, Joe, LB, 1983 (Service), Knoxville  
 Picou, Quay, DL, 2015, 16, 17, Sugar Hill, Ga.  
 Pierce, Phil, QB, 1969, 70, 71, Athens  
 Pierce, W.W., Sub., 1899  
 Pike, Patrick (Buddy), E, 1944, 45, 46, North Fork, W.Va.  
 Pillow, Ronnie, LB, 1994, 95, 96, Columbia  
 Pinner, Sam, C, 1996, 97, Memphis  
 Plemons, Josh, QB, 2000, Kingston  
 Poe, Jon, LB, 2003, 04, 05, Covington  
 Poe, Matt 1994, DB, (Service), Nashville  
 Poles, Roland, RB, 1987, 88, 89, 90, Caledonia, N.Y.  
 Poley, David, DE, 1973, 74, Memphis  
 Polofsky, Gordon, FB, 1949, 50, 51, Cranston, R.I.  
 Poole, Robert, OT, 1994, 95, 96, 97, Birmingham, Ala.  
 Poole, Steve, LB, 1973, 74, 75, Ft. Oglethorpe, Ga.  
 Poole, Tauren, TB, 2008, 09, 10 (Capt.), 11 (Capt.), Toccoa, Ga.  
 Pope, Austin, TE, 2017, Knoxville  
 Pope, Cody, C, 2010, Julian, Calif.  
 Pope, Jackie, TB, 1960, Oak Ridge  
 Porter, James W., E, 1934, 36  
 Porter, Steve, C, 1976, 77, 78, Murray, Ky.  
 Potts, Tommy, RE, 1956, 57, 58, Wellston, Ohio  
 Pounders, Louis E., E, 1932, 33, 34, Memphis  
 Powe, Roc, RB, 1991, Mobile, Ala.  
 Powell, Don, HB, 1923, Memphis  
 Powell, Jeff, RB, 1985, Nashville  
 Powell, Jim, LE, 1942, 46, 47, 48 (Capt.), Miami, Fla.  
 Powell, John, G, 1951, 52, 53, Mt. Pleasant  
 Powers, Eddy, DB, 1975, 76, 77, Clarksville  
 Powers, Rick, LB, 1976, 77, Homewood, Ala.  
 Powers, William K., HB, 1919  
 Pratt, Troy, DB, 1996, Lafayette, La.  
 Price, Jason, QB/H, 1995, 96, Knoxville  
 Price, Mike, WB, 1966, 67, 68 (Service), Knoxville

Price, Peerless, WR, 1995, 96, 97, 98, Dayton, Ohio  
 Price, Royal, G, 1942, 46, 47, Johnstown, Pa.  
 Priest, Tim, DB, 1968, 69, 70 (Capt.), Huntingdon  
 Priest, Tom, FB, 1953, 55, Miami, Fla.  
 Prigmore, Quincy, RB, 1992, 93, 94, 95, Cleveland  
 Pritchard, Ken, LE, 1962, 63, Charleston, Miss.  
 Proctor, E.B., C, 1904, 05, 06 (Capt.)  
 Proctor, J.B., TB, 1946, 47, 48, Nashville  
 Propst, John, LB, 2010, 11, 12, 13, Hoover, Ala.  
 Pruett, Kenneth, FB, 1949, 50, Knoxville  
 Prugh, Chuck, C, 2004, Maryville  
 Pryor, Wesley, WR, 1983, 85, 86, DeSoto, Texas  
 Puki, Craig, LB, 1975, 76, 78, 79 (Capt.), Seattle, Wash.  
 Pulliam, Robert, DT, 1972, 73, 74, Salisbury, N.C.

## Q

Quillen, Ford, BB, 1958, Gate City, Va.

## R

Rabenstein, Russ, DB, 1973, 74, 75, Atlanta, Ga.  
 Rader, Charles, T, 1954, 55, 56, Greeneville  
 Ragsdale, T. M., RG, 1905, 06  
 Raines, Stephuan, DB, 2009, Dalton, Ga.  
 Rainey, Horace (Red), HB, 1913, 14  
 Rakestraw, Wes, ILB, 1985, Cleveland  
 Ramseur, Chris, LB, 1997, 98, Maiden, N.C.  
 Ramsey, R.W., FB, 1909  
 Randolph, Brian, DB, 2011, 13, 14, 15, Kennesaw, Ga.  
 Ransey, Allen C., C, 1936, 37, Gallatin  
 Ransom, Lester, DB, 2005 (Service), Oakland, Calif.  
 Rapien, Mike, TE, 1988, 89, 90, Cincinnati, Ohio  
 Ratliff, Billy, DT, 1996, 97, 98, 99 (Capt.), Magnolia, Miss.  
 Ratliffe, Leslie, OT, 1992, 93, 94, Newport, Ark.  
 Raulerson, Ray, OL, 2015, Tampa, Fla.  
 Raulston, C.S., QB, 1909  
 Rayburn, Virgil H., E, 1930, 31, 32, Dyersburg  
 Reado, Jarvis, OT, 1995, 97, 98, Marrero, La.  
 Reagan, Seth, H, 2000, 01, 02, Knoxville  
 Rechichar, Bert, WB, 1949, 50, 51 (capt.), Belle Vernon, Pa.  
 Redding, Jack, 1944, Pulaski  
 Reed, C.H., LT, 1892  
 Reed, Justin, TE, 2003, 04, 05, Punta Gorda, Fla.  
 Reeder, Claude S., Sub., 1906  
 Reeves, Von, TE, 1988, 89, 90, 91, Knoxville  
 Reeves-Maybin, Jalen, LB, 2013, 14, 15, 16 (Capt.), Clarksville  
 Reagan, Dick, T, 1944  
 Register, Arch, T, 1921  
 Reich, Phil, PK, 1987, Fort Lauderdale, Fla.  
 Reid, Junior, RB, 1977, 78, 80, Humboldt  
 Reid, Shanon, LB, 2017, Fort Myers, Fla.  
 Reineke, Charles W., QB, 1928, 29, 30, Wheeling, W.Va.  
 Respert, Jason, C/OG, 2000, 02, 03, 04 (Capt.), Warner Robins, Ga.

Revez, Carlos, PK, 1985, 86, Miami, Fla.  
 Revez, Fuad, PK, 1981, 82, 83, 84, Miami, Fla.  
 Revez, Nick, LB, 2007, 08, 09 (Capt.), 10 (Capt.), Farragut  
 Revez, Shane, LB, 2009, 11, Farragut  
 Reviere, Dee, LB, 1976, 77, 78, Greeneville  
 Revill, William, FB, 2002, 03, Albany, Ga.  
 Reyes, Orlando, DT, 1986, Miami, Fla.  
 Reynolds, Antonio, DE, 2004, 05, 06, 07, Akron, Ohio  
 Reynolds, Art, LB, 1971, 72, 73, Cincinnati, Ohio  
 Reynolds, Jack, LB, 1967, 68, 69, Cincinnati, Ohio  
 Reynolds, Mike, G, 1964, Athens  
 Rhea, Charles McClung, LE, 1891  
 Rhome, Chip, PK/P, 2011, Christiana  
 Rice, Alvin, E, 1937  
 Rice, Charles P., HB, 1925, 26  
 Rice, E.B., LG, 1909, Knoxville  
 Rice, J.C., RG, 1897  
 Richard, Vladimir, OG, 2007, 08, 09, Sunrise, Fla.  
 Richards, Larry, RG, 1960, 61, 62, Oak Ridge  
 Richards, Willie, LB, 1992, Griffin, Ga.  
 Richardson, Antonio, OL, 2011, 12, 13, Nashville  
 Richardson, Jim, TE, 1973, 74, Jackson  
 Richardson, W. A. T, 1903, 04  
 Richmond, Drew, OL, 2016, 17, Memphis  
 Ridley, Reggie, OT, 2001 (Service), Nashville  
 Riffer, Eric, LB, 1990, 91, Oklahoma City, Okla.  
 Riggs, Jr., Gerald, TB, 2002, 03, 04, 05, Chattanooga  
 Rike, Jim, C, 1938, 39, Somerville  
 Riley, Spencer, OG, 1996, 97, 98, 99 (Capt.), New Market  
 Ring, J.J., RT, 1906, 09, Franklin  
 Ring, N.S. (Ned), LG, 1915, 16  
 Ritchey, Jim, T, 1954, Rossville, Ga.  
 Ritzmann, Constantin, DE, 1999, 00, 01, 03 (Capt.), Berlin, Germany  
 Rivera, Mychal, TE, 2010, 11, 12, Valencia, Calif.  
 Roach, Gary, QB, 1975, Raytown, Mo.  
 Roberts, Louis T., C, 1928, 29, 30, Fulton, Ky.  
 Robertson, Jashon, OL, 2014, 15, 16, 17, Nashville  
 Robertson, Sam, LB, 1963, 64, 65, Chattanooga  
 Robinson, Antonio, DE, 1993, Memphis  
 Robinson, Charles, E, 1956, Etowah  
 Robinson, Diron, C, 1995, 96, 97, 98, Oklahoma City, Okla.  
 Robinson, Edwin G., LT, 1893  
 Robinson, Fred, HB, 1923, 24, Evensville  
 Robinson, Harvey L., QB, 1931, 32, Weaverville, N.C.  
 Robinson, Ray, C, 1985, 86, 87, 88, Woodbury  
 Robinson, Steve, OT, 1968, 69, 70, Franklin  
 Robinson, Tom, G/C, 1923, 24, 25, Nashville  
 Robinson, Tony, QB, 1983, 84, 85, Tallahassee, Fla.  
 Robinson, Tyrone, OLB, 1985, 86, Bridgeport, Ala.  
 Robison, Charles W., G, 1916, 19, 20, Franklin  
 Rodgers, Kacy, DE, 1988, 89, 90, 91, Humboldt  
 Roe, Joe, C, 1957, Franklin, Ky.  
 Rogan, C.B., RG, 1896, 97

Rogan, Dennis, DB, 2007, 08, 09, Knoxville  
 Rogers, Austin, WR, 2005, 07, 08, 09 (Service), Nashville  
 Rogers, DaRick, WR, 2010, 11, Calhoun, Ga.  
 Rogers, E.N., RE, 1908, 09  
 Rogers, Zach, WR, 2009, 10, 11, 12, Nashville  
 Rollins, John, RB, 1987, 88, Knoxville  
 Romine, Dave, G, 1940, Beckley, W.Va.  
 Rose, Roy Eugene, E, 1933, 34, 35, Sharonville, Ohio  
 Rosenfelder, Charles, OG, 1966, 67, 68, Humboldt  
 Ross, G.W., Sub., 1897  
 Rotella, Al, T, 1942, 46, 47, Patterson, N.J.  
 Rotella, Jamie, LB, 1970, 71, 72 (Capt.), Verona, N.J.  
 Rotroff, Roger, E, 1951, 52, 53, Glendale, Ohio  
 Rowan, Billy Joe, WB, 1946, 47, Hunstville, Ala.  
 Rowe, Gary, DB, 1974, 75, 76, Valdosta, Ga.  
 Rowsey, Thomas, DB, 1975, 76, 77, Camden  
 Rubin, W.P., Sub., 1911  
 Rudder, Bill, FB, 1971, 72, 73, Winchester  
 Rudder, David, QB, 1978, 79, Knoxville  
 Rumsey, Tim, C, 1979, 80, 81, 82, Jamestown, N.C.  
 Rushin, Don, BB, 1954, Fort Wayne, Ind.  
 Russas, Al, RE, 1946, 47, 48, Providence, R.I.  
 Russell, Don, G, 1919  
 Ruth, Rodney, WR, 1992, Severn, Md.  
 Ryan, Pat, QB, 1977, Oklahoma City, Okla.

## S

Sabato, Al, QB, 1942, Cincinnati, Ohio  
 Sadler, Ken, RB, 1958, 59, Livingston  
 Saint Preux, Ovince, DE, 2002, 04, Immokalee, Fla.  
 Sanders, Austin, OL, 2014, 16 Cleveland, Tenn.  
 Sanders, Jesse, LB, 1992, 93, 94, 95, Sebring, Fla.  
 Sanders, Randy, QB, 1985, 86, 87, 88, Morristown  
 Sanders, William, T, 1937  
 Sanderson, Dale, C, 1983, Hamilton, Ont., Canada  
 Sanderson, Ken, WR, 1976, 77, 78, Knoxville  
 Sandlin, Bobby, WB, 1956, 57, 58, Lake City, Fla.  
 Sanford, Craig, PK, 1997 (Service), Hermitage  
 Sapp, Dontavis, DB, 2010, 11, 12, 13, Valdosta, Ga.  
 Sapp, Quart'e, LB, 2017, Alpharetta, Ga.  
 Sartelle, John, TE, 1993, 94, 95, 96, Memphis  
 Satterfield, Larry, OT, 1972, 73, 74, Maryville  
 Saulsberry, Trevarris, DL, 2013, 14, Gainesville, Fla.  
 Saunders, W. Raymond, LT, 1929, 30, 31, Nashville  
 Saulsberry, Trevarris, DL, 2012, Gainesville, Fla.  
 Saxton, N.L., QB, 1907, 08  
 Scandrett, David, OLB, 1982, 83, Kennesaw, Ga.  
 Schaeffer, Brent, QB, 2004, Deerfield Beach, Fla.  
 Schaffer, Joe, RT, 1957, 58, 59 (Capt.), Cincinnati, Ohio  
 Schenk, C.G., LE, 1900, Knoxville  
 Schleiden, Roy, E, 1944  
 Schneitman, Dale, P, 1978, 79 (Service), Knoxville  
 Schoenle, Bill, OG, 1991, Williamsville, N.Y.  
 Schofield, JerQuari, OG, 2010, Aiken, S.C.  
 Scholes, Charles, C, 1954, Paris  
 Schultz, Don, LG, 1958, Cheswick, Pa.  
 Schwanger Ted, FB, 1952, 53, Sandusky, Ohio  
 Schwartzinger, Jimmy, WB, 1940, 41, Paterson, N.J.  
 Scott, Benson, H, 1997, 98, 99, Knoxville  
 Scott, Bob, OG, 1953, 54, 55, Cleveland  
 Scott, Bobby, QB, 1968, 69, 70, Rossville, Ga.  
 Scott, Chris, OT, 2006, 07, 08, 09, Riverdale, Ga.  
 Scott, Leonard, WR, 1999, 00, 01, 02, Zachary, La.  
 Scott, Robby, MG, 1983, 84, 85, 86, Decatur  
 Sears, Arron, OT, 2003, 04, 05, 06 (Capt.), Russellville, Ala.  
 Seivers, Larry, SE, 1974, 75, 76 (Capt.), Clinton  
 Sekanovich, Dan, E, 1951, 52, 53, Hazelton, Pa.  
 Sells, Jack, H, 1983, 84, Cookeville  
 Sentimore, Darrington, DL, 2012, Norco, La.  
 Session, Steve, DB, 1991, 92, Natchez, Miss.  
 Sessions, Anthony, LB, 1999, 00, Bonaire, Ga.  
 Severance, Charles, WB, 1959, 60, Knoxville  
 Sewell, Tim, DB, 1995, 96, 97, 98, Columbia  
 Sexton, Scott, WR, 1994 (Service), Knoxville  
 Shafer, Bo, LT, 1956, 57, 58, Knoxville  
 Shaffer, David, OT, 1971, 72, 73, Oak Ridge  
 Shamburger, Shawn, DB, 2017, Moultrie, Ga.  
 Shannon, H.I., C, 1908, 09, Tampa, Fla.  
 Sharp, Brad, FB, 2003 (Service), Newcomb  
 Sharp, Sam J., B, 1935  
 Sharpe, W.P., LT, 1900  
 Shaw, Jarrod, OT, 2008, 09, 10, Lafayette, La.  
 Shaw, Robert, C, 1975, 76, 77, 78 (Capt.), Marietta, Ga.  
 Shaw, William H., RHB, 1904, 05  
 Shelby, A.G., HB, 1916  
 Sherrill, J.W., RHB, 1948, 49, 50, Norfolk, Va.  
 Sherrord, Horace (Bud), E, 1947, 48, 49, 50, Knoxville  
 Shields, David, TB, 1961, Alderson, W.Va.  
 Shields, Lebron, LT, 1958, 59, Lafayette, Ga.  
 Shires, Marshall (Abe), T, 1938, 39, 40, Alderson, W.Va.  
 Shires, Pat, LHB, 1950, 52, 53, Hinton, W.Va.  
 Shofner, Austin C., T, 1936, Shelbyville  
 Shoulders, William, RT, 1915, 16  
 Showalter, Nick, MM, 1966, 67, 68, Kingsport  
 Shuford, George, KS, 1962, Chattanooga  
 Shuler, Benjie, WR, 1993, 95, 96, 97, Bryson City, N.C.  
 Shuler, Heath, QB, 1991, 92, 93, Bryson City, N.C.  
 Shull, F.E., E, 1930, 31, 32, Erwin  
 Silberman, Dow, 1934, 35  
 Silcox, J.H., LG, 1902  
 Silvan, Nilo, WR, 1992, 93, 94, Covington, La.  
 Silvey, George, TB, 1968, 70, 71, Nashville  
 Simerly A.E., C, 1902

Simonetti, Leonard, T, 1940, 41, New Philadelphia, Ohio  
 Simmonds, R.M., QB, 1915  
 Simmons, Tony, DT, 1982, 83, 84, Oakland, Calif.  
 Simms, Matt, QB, 2010, 11, Franklin Lakes, N.J.  
 Simon, Kevin, LB, 2002, 03, 05, Walnut Creek, Calif.  
 Simons, Kevin, OT, 1985, 86, 87, 88, Miami, Fla.  
 Simonton, Claud, DE, 1970, 71, 72, Covington  
 Simpson, Hubert, RB, 1976, 78, 79, Athens  
 Sims, Burt L., LE, 1892  
 Sims, Tommy, DB, 1982, 83, 84, 85 (Capt.), Americus, Ga.  
 Singer, Curt, OT, 1980, 81, 82, 83, Aliquippa, Pa.  
 Sivert, Jim, QB/BB, 1949, Gate City, Va.  
 Sizemore, Bernie, FB, 1949, 50, Princeton, W.Va.  
 Slack, Tom, QB/BB, 1948, Knoxville  
 Slater, Walter, TB, 1941, 42, 46 (Capt.), Providence, R.I.  
 Sloan, Ira, T, 1920, 21, Madisonville  
 Smalls, Terriea, DT, 2002, 03, Pineville, S.C.  
 Smargiasso, Heath, DB, 1994, 95, New Washington, Pa.  
 Smart, Leon, LG, 1958, 59, 60, Hixson Smelcher, Jim, LT, 1955, 56, 57, Lake City  
 Smith, Alfred E., LT, 1892  
 Smith, Austin, LB, 2015, 17, Buford, Ga.  
 Smith, Billy, RG, 1961, Cookeville  
 Smith, Boyd M., B, 1932, Knoxville  
 Smith, Bret, WR, 2003, 04, 05, 06, Warren, Ark.  
 Smith, C.H., RG, 1899  
 Smith, Carl E., FB, 1956, 57, 58, Washington Court House, Ohio  
 Smith, Chavis, DT/OG, 2000, 01, 02, 03, Forest City, N.C.  
 Smith, Chuck, DE, 1990, 91, Athens, Ga.  
 Smith, Daryl, OT, 1984, 85, 86, Knoxville  
 Smith, Geric, LB, 1995 (Service), Hermitage  
 Smith, Gordon E., G, 1931, 32, 33, Paris  
 Smith, H.W., LE, 1896, 97  
 Smith, Jacques, DE, 2010, 11, 12, 13, Ooltewah  
 Smith, Jeff, TE, 1981, 82, 84, 85, Milan  
 Smith, Jeff, OG, 1992, 93, 94, 95, Decatur  
 Smith, Jerry, DB, 1964, 65, 66, Thomasville, N.C.  
 Smith, Jimmie F., HB/QB, 1920, 21, 22, 23  
 Smith, Josh, WR, 2013, 15, 16, 17, Knoxville  
 Smith, Kenny, DT, 1997, South Pittsburg  
 Smith, Larry, OG, 1989, Milan  
 Smith, Mike, 1973, 75, DT, (Service), Marietta, Ga.  
 Smith, Onterio, RB, 1999, Sacramento, Calif.  
 Smith, Rob, OG, 2002, 04, 05 (Capt.), Fort Thomas, Ky.  
 Smith, Roy (Looney), T, 1947, 48, 49, 50, Knoxville  
 Smith, Thomas, G, 1938, 39, Bristol, Va.  
 Smith, Tom, RB, 2013, Apopka, Fla.  
 Smith, Tracy, DB, 1990, 91, 92, Jonesboro, Ga.  
 Smith, Trey, OL, 2017, Jackson  
 Smith, Wayne, LB, 1968, 69, Nashville  
 Smithers, Bob, WB, 1956, Silver Springs, Md.  
 Sneed, Robert, QB, 1936, 37, 38  
 Sneed, W. Bush, HB, 1923, Nashville  
 Snipes, Herman 1931  
 Snowden, Robert B., T, 1919

Sollie, Neyle, FB, 1958, 59, Jacksonville, Fla.  
 Sorrells, Frank G., RE, 1913, 14, 15, Fayetteville  
 Spain, Wayne, DB, 1969, 70, Jackson  
 Sparks, Scot, DB, 1987, 88, Maryville  
 Spence, J.W., RT, 1906  
 Spence, Shirley E. 1891  
 Spiva, Andy, LB, 1973, 74, 75, 76 (Capt.), Chamblee, Ga.  
 Spivey, Brian, C, 1989, 90, 91, 92, Jefferson City  
 Spivey, Jeremy, LB, 1992, Nashville  
 Spoons, Bill, E, 1953, Morristown  
 Spradlin, Danny, LB, 1977, 78, 79, 80, Maryville  
 Stacey, Dan, DS, 2000, 01, Nashville  
 Stafford, Tim, C, 1986, 87, Louisville  
 Staley, Maurice, WR, 1994, 95, Charlotte, N.C.  
 Stallworth, Donte', WR, 1999, 00, 01, Sacramento, Calif.  
 Stallworth, Thomas, LB, 2001, Lithonia, Ga.  
 Stanback, Haskel, TB, 1971, 72, 73, Kannapolis, N.C.  
 Stancell, Harold, DB, 1964, 65, 66, Knoxville  
 Stansell, Ken, DT, 1972, Chattanooga  
 Stapleton, Clayton, G, 1941, 46, 47, Fleming, Ky.  
 Starling, Marcus, WR, 1977, 78, Dalton, Ga.  
 Steffy, Joe, G, 1944, Chattanooga  
 Steiner, Max, G, 1938, 39, 40, Bluefield, W.Va.  
 Stephens, Buster, B, 1944, 45, Knoxville  
 Stephens, Don, WB, 1958, Oak Ridge  
 Stephens, Nick, QB, 2008, Flower Mound, Texas  
 Stephens, Travis, RB, 1997, 98, 00, 01, Clarksville  
 Stephenson, Casey, B, 1944, 45, Mayfield, Ky.  
 Stephenson, Dave, C, 1946, Charleston, W.Va.  
 Stephenson, Guy, C, 1922, Centerville  
 Stevenson, Dominique, LB, 1998, 99, 00, 01, Gaffney, S.C.  
 Stewart, Antwan, DB, 2003, 05, 06, Dumfries, Va.  
 Stewart, Bo, T, 1944, Chattanooga  
 Stewart, Branndon, QB, 1994, Stephenville, Texas  
 Stewart, Clifton, OG, 1967, 68, Chesapeake, Va.  
 Stewart, Howard L., G, 1931, 32, 33, Lebanon  
 Stewart, James, RB, 1991, 92, 93, 94, Morristown  
 Stewart, Lionel, LB, 1975, 77, 78, Knoxville  
 Still, Eric, OG, 1986, 87, 88, 89 (Capt.), Germantown  
 Still, J. Ralph, T, 1930, 31, Cleveland  
 Stocstill, Joe, FB/TE, 2013, 14, 15, Lewisburg, Tenn.  
 Stocker, Luke, TE, 2007, 08, 09, 10 (Capt.), Berea, Ky.  
 Stokes, Charles, T, 1950, 51, Graceville, Fla.  
 Stolarick, Robert, DS, 2000, Germantown  
 Stone, Cory, DT, 1993, 94, Memphis  
 Stone, James, C, 2010, 11, 12, 13, Nashville  
 Storey, Jake, LB, 2009, 10, Titusville, Fla.  
 Stottliemyer, Dave, C, 1955, 56, 57, Sarasota, Fla.  
 Stowell, Mike, OT, 1989, 90, 91, 92, Meridan, Idaho  
 Stowers, Donnie, OG, 1977 (Service), Largo, Fla.

Stratton, Mike, LE, 1959, 60, 61, Tellico Plains  
 Streater, Jimmy, QB, 1977, 78, 79 (Capt.), Sylva, N.C.  
 Streno, Glenn, C, 1981, 82, 83, Pittsburgh, Pa.  
 Striegel, Roy B. (Pap), G, 1919, 20, 21, 22 (Capt.), Perryville  
 Stroud, Jack, T, 1947, 48, 49, 50 (Capt.), Cleveland, Ohio  
 Stuart, Mark, LT, 1910  
 Stuart, Phil, OT, 1985, 86, 87, 88, Johnson City  
 Studaway, Mark, DT, 1979, 80, 81, 83, Memphis  
 Stupar, Francis, RE, 1949, Munhall, Pa.  
 Suffridge, Robert (Bob), G, 1938, 39, 40, Knoxville  
 Suggs, A.J., QB, 2000, Powder Springs, Ga.  
 Suh, Eric, RB, 1997 (Service), Chattanooga  
 Sullenger, Owen, WR, 1996, Boca Raton, Fla.  
 Sullins, Cody, C, 2007, 08, 09, Cottontown  
 Sullins, Cory, OG, 2008, 09, Cottontown  
 Sullivan, Jimmy, FB, 1962, 64, Signal Mountain  
 Sullivan, Ned, LB, 1961, 62, 63, Franklin  
 Summerhill, Deanthonie, RB, 2013, 14, Tusculumbia, Ala.  
 Summers, Shawn, DB, 1992, 93, 94, 95, Oak Ridge  
 Sumpter, Nate, RB, 1977, 79, Myrtle Beach, S.C.  
 Surlas, J.J., DT, 1989, 90, 91, 92, Mt. Pleasant, Pa.  
 Suttle, Chevette, DB, 1980, Lafayette, Ga.  
 Sutton, Cameron, DB, 2013, 14, 15, 16 (Capt.), Jonesboro, Ga.  
 Sutton, Phil, OT, 1978, 79, Birmingham, Ala.  
 Swafford, Devaun, DB, 2013, 14, Kingsport  
 Swafford, J.H., RT, 1908  
 Swain, Jayson, WR, 2003, 04, 05, 06 (Capt.), Huntsville, Ala.  
 Swanson, Eric, WR, 1984, 85, San Bernardino, Calif.  
 Sweeney, Terry, WB, 1953, Lawrence, Mass.  
 Sykes, Rae, DT, 2010, Alcoa  
 Symonds, Brad, DB, 1994 (Service), South Windsor, Conn.  
 Szawara, Al, FB, 1976, LaPorte, Ind.

**T**  
 Tade, Herbert, C, 1935  
 Talbot, Joe, T, 1923, Nashville  
 Talley, Ben, LB, 1991, 92, 93, 94 (Capt.), Griffin, Ga.  
 Tanara, Al, E, 1962, 63, 64, Spring City, Pa.  
 Tanner, Don, LG, 1949, Willoughby, Ohio  
 Tanner, Larry, T, 1939, Miami, Fla.  
 Tansil, Vernon G., E, 1934, 35  
 Tardy, Drew, WR, 2006 (Service), Huntington, W. Va.  
 Tarwater, A. B., RE, 1897, Inskip  
 Tatum, Marcus, OL, 2017, Daytona Beach, Fla.  
 Taylor, Darrell, DL, 2016, 17, Waverly, Va.  
 Taylor, Frank, DT, 2003 (Service), Union, N.J.  
 Taylor, Leland, DT, 1993, 94, Louisville, Ky.  
 Taylor, Lenny, WR, 1981, 82, 83, Miami, Fla.





Taylor, Lucas, WR, 2005, 06, 07, 08 (Capt.), Carencro, La.  
 Taylor, R.L., RG, (Bob) 1912, 13, 14, 15  
 Taylor, W.H., RG, 1901  
 Teague, Marsalis, WR, 2009, 10, 11, 12, Paris  
 Teague, Trey, C, 1994, 95, 96, 97, Jackson  
 Tedford, Gene, WB, 1963, Charleston, Miss.  
 Teel, Jerry, TE, 1991, Lenora, Kans.  
 Templeton, Conrad C., G, 1929, 30, Fayetteville  
 Templeton, Rick, P, 1995 (Service), LaVergne  
 Terry, Corey, DE, 1996, 97, 98, Warrenton, N.C.  
 Terry, Mike, DE, 1979, 81, 82, Atlanta, Ga.  
 Terry, William L., LE, 1899 (capt.)  
 Thayer, Harry J. (Hobo), G, 1928, 29, 30 (Capt.), Charleston, W.Va.  
 Theiler, Gary, E, 1969, 70, 71, Louisville, Ky.  
 Thomas, Alfred, G, 1937, 38, 39, Milwaukee, Wis.  
 Thomas, Bobby, E, 1971, Brownsville  
 Thomas, Brent, DS, 2000 (Service), Louisville, Ky.  
 Thomas, Coleman, OL, 2014, 15, 16, 17, Fort Chiswell, Va.  
 Thomas, Dallas, OT, 2009, 10, 11, 12, Baton Rouge, La.  
 Thomas, Dave, DB, 1990, Miami, Fla.  
 Thomas, Houston, LB, 1987, 88, 89, Pikeville  
 Thomas, Jimmy, DB, 1967, 68, 69, Lake Butler, Fla.  
 Thomas, Victor, DT, 2008, 10, Olive Branch, Miss.  
 Thomason, Brett, FB, 2008 (Service), Dalton, Ga.  
 Thomason, R.F. (Tommy), RHB, 1912, 13, 14, 15  
 Thompson, Joe, WR, 1969, 70, 71, Savannah  
 Thompson, Johnny, LB, 1970, 72, Niota  
 Thompson, LaMarcus, LB, 2007, 08, 09, 10, Lithonia, Ga.  
 Thompson, Raynoch, LB, 1997, 98, 99, New Orleans, La.  
 Thompson, Tony, RB, 1988, 89, 90, (Capt.) Lake Wales, Fla.  
 Thompson, Van, QB, 1939, 40, Jackson  
 Thornton, D.B., DT, 1903, 04, 05  
 Thornton, Matthew, KS, 1989 (Service), Brownsville  
 Tidwell, Blane, DT, 1976, Clarksville  
 Tilson, Paul, LT, 1959, 61, 62, Maryville  
 Tinsley, Derrick, RB/WR, 2001, 02, 03, 04, Marietta, Ga.  
 Todd, Robert, TE, 1991, 92, Germantown  
 Toeaina, Albert, OT, 2004, 05, Antioch, Calif.  
 Toles, Alvin, ILB, 1981, 82, 83, 84, Forsyth, Ga.  
 Tomlinson, Billy, TB, 1963, 64, 65, Nashville  
 Tompkins, F.M., FB, 1910, 11  
 Toney, Jaron, DB, 2012, 13, Alcoa  
 Townes, Tim, DB, 1970, 71, 72, Knoxville  
 Townsend, Ricky, PK, 1972, 73, 74, Dalton, Ga.  
 Traa, Michael, DB, 1997, Sarasota, Fla.  
 Tracy, Tom, FB, 1953, 54, Birmingham, Mich.  
 Treece, Chris, DB, 1987, Murfreesboro  
 Tripp, Arthur M., RG, 1926, 27, 28  
 Tritapoe, Phillip, DE, 2008 (Service), Kingsport  
 Trott, Stan, WR, 1970, 71, 72, Montgomery, Ala.

Trupovnieks, Jani, OT, 1980, 81, Hopedale, Ohio  
 Truss, Shawn, DE, 1989, Middletown, Ohio  
 Tucker, Glenn, OT, 1976, 77, Douglas, Ga.  
 Tucker, Homer, DB, 1988, Knoxville  
 Tucker, Josh, OT, 1996, 97, 98, 99, Asheville, N.C.  
 Tucker, Willis, C, 1940, Knoxville  
 Tudor, D. Vincent, QB, 1927, 28, Plainview, Texas  
 Tullis, Jeff, DT, 1989, 90, 91, 92, Cape Girardeau, Mo.  
 Turnage, Gordon, DB, 1969, 71, 72, Thomasville, N.C.  
 Turnbow, Jesse, DT, 1975, 77, Cincinnati, Ohio  
 Turner, James, LB, 2004, 05, Augusta, Ark.  
 Tuttle, Shy, DL, 2015, 16, 17, Midway, N.C.  
 Twiford, H.H., HB, 1916

## U

Upton, Mark, OT, 1993, Soddy Daisy  
 Upton, Todd, OG, 1983, 84, Alcoa  
 Urbano, Bobby, RG, 1956, 57, 58 (Capt.), North Tonawanda, N.Y.  
 Urbano, Roger, E, 1954, 55, 56, North Tonawanda, N.Y.  
 Urubek, Steve, C, 1971, 72, 73, Chicago, Ill.  
 Ussery, Bob, T, 1952, 53, Raleigh, N.C.

## V

Valbuena, Gary, QB, 1972, 73, Fountain Valley, Calif.  
 Vaughan, Charles W. (Pug), B, 1932, 33, 34, Knoxville  
 Veazey, Burney, WR, 1998, 99, 00, Southaven, Miss.  
 Veal, Demetrin, DE, 2001, 02, Paramount, Calif.  
 Venable, Sam A., G, 1932, Knoxville  
 Vereen, Corey, DL, 2013, 14, 15, 16, Winter Garden, Fla.  
 Vereen, Daryl, LB, 2008, 09, 10, 11, Charlotte, N.C.  
 Verner, Randy, WR, 1974, 1975, Dallas, Texas  
 Vest, Roger, C, 1951, 52, Detroit, Mich.  
 Via, Mike, OLB, 1986 (Service), Milan  
 Vick, Warren, E, 1941, Sweetwater  
 Vickers, Kendal, DL, 2014, 15, 16, 17, Havelock, N.C.  
 Vinson, Brent, DB, 2007, 08, Hampton, Va.  
 Vinson, Ian, DB/PK, 2006 (Service), Germantown  
 Vinson, Todd, TB/P, 2006 (Service), Germantown  
 Vituccio, Gary, DE, 1965, McKees Rocks, Pa.  
 Vowell, J. Graham, LE, 1914, 15, 16 (Capt.) 21, Martin  
 Vowell, Morris A., RT, 1913, 14, 15, 16, Martin  
 Vowell, Richie, C, 1924, Martin  
 Vugrin, James, RG, 1946, 47, 48, 49, Lansford, Pa.

## W

Waddell, Ken, WB, 1959, 60, Nashville  
 Wade, Jimmy, TB, 1951, 52, 53, 54, Lynchburg, Va.  
 Wade, John, DE/TE, 1979, Nashville  
 Wade, Jonathan, WR/DB, 2002, 04, 05, 06, Shreveport, La.  
 Waff, Wayne, WB, 1962, Portsmouth, Va.

Wagner, Prentiss, DB, 2009, 10, 11, 12, Clinton, La.  
 Wagster, John, DT, 1970, 71, 72, Campbellsville, Ky.  
 Walker, Chris, DE, 2007, 08, 09, 10, Memphis  
 Walker, Darwin, DT, 1997, 98, 99 (Capt.), Walterboro, S.C.  
 Walker, David, ILB, 1987, Knoxville  
 Walker, Jackie, LB, 1969, 70, 71 (Capt.), Knoxville  
 Walker, Jeff, OG, 1975, Oak Ridge  
 Walker, Shon, LB, 1988, 89, 90, 91, College Park, Ga.  
 Wallace, Randy, QB, 1974, 75, 76, Jacksonville, Fla.  
 Wallen, Joe, FB, 1936, 38, 39, Portland  
 Walls, Alex, PK, 1999, 00, 01, 02, Bristol, Va.  
 Walls, Marlon, DT, 2009, 11, 12, 13, Olive Branch, Miss.  
 Walter, Hank, LB, 1972, 73, 74, Knoxville  
 Walters, John M., LT, 1906, 07, 08, 09  
 Wampler, Chris, DT, 1980, 81, 82, Lenoir City  
 Wantland, Hal, WB, 1963, 64, 65 (Capt.), Columbia  
 Ward, Ernie, DB, 1973, 74, 75, Memphis  
 Wardlow, Antonio, DB, 2006, 07, Winston-Salem, N.C.  
 Warmath, Murray, E, 1932, 33, 34, Humboldt  
 Warner, E.T., Sub., 1896  
 Warren, Brandon, TE, 2008, Alcoa  
 Warren, Buist, QB, 1938, 39, 40, Miami, Fla.  
 Warren, Dewey, QB, 1965, 66, 67, Savannah, Ga.  
 Warren, James, OT, 1992, 93, Memphis  
 Warren, John, PK, 1979, 80, 81, 82, Jesup, Ga.  
 Warren, Phil, C, 1905  
 Warren, Preston, DB, 1987, 88, 89, 90, Knoxville  
 Warrior, Nigel, DB, 2016, 17, Duluth, Ga.  
 Washington, Anthony, LB, 1976, Pensacola, Fla.  
 Washington, Kelley, WR, 2001, 02, Stephens City, Va.  
 Watkins, Arthur B., LT, 1897  
 Watkins, T.R., QB, 1903, 04  
 Watson, Brent, OT, 1974, 75, 76, 77 (Capt.), Twin Falls, Idaho  
 Watson, Curt, FB, 1969, 70, 71, Crossville  
 Watson, Quenshaun, TB, 2012, Athens, Ga.  
 Watts, Brad, OT, 1976, Englewood  
 Watts, Jim, DB, 1972, 73, 74 (Capt.), Jacksonville, Fla.  
 Watts, Johnny, WB, 1977, 78, 79, Memphis  
 Weary, Fred, OG, 1998, 99, 01, (Capt.) Montgomery, Ala.  
 Weatherd, Chris, LB, 2014, 15, Carrollton, Texas  
 Weatherford, Derrick, DT, 1965, 66, 67, Darlington, S.C.  
 Weatherford, Jim, HB, 1966, 67, 68, Dalton, Ga.  
 Weaver, DeWitt T., G, 1934, 35, 36 (Capt.)  
 Weaver, Herman, KS, 1967, 68, 69, Villa Rica, Ga.  
 Weaver, Mark, PK, 2002 (Service), Moorpark, Calif.  
 Webb, Charlton, OG, 1975, 77, 78, Salem, Va.  
 Webb, Chuck, RB, 1989, 90, Toledo, Ohio  
 Webb, Danny, TB, 1958, Maryville



Weber, Nick, HB, 1939, 40, Mansfield, Ohio  
 Webster, Chris, OG, 1977, Cincinnati, Ohio  
 Wegener, Albert B., HB, 1892, 93  
 Weisenberg, Andrew, RE, 1908, 09, Philadelphia, Pa.  
 Weisensel, Ben, OL, 2008 (Service), Salisbury, N.C.  
 Welch, F.W., LE, 1915  
 Wells, Tim, DE, 1983, 84, 85, Knoxville  
 Wells, Scott, C, 2000, 01, 02, 03 (Capt.), Spring Hill  
 Wemlinger, Gary, T, 1969, Morristown  
 Wendelboe, Kevin, KS, 1991, Clemmons, N.C.  
 Wert, Lee K., HB, 1907  
 Wert, R.Y., Sub., 1900, 01  
 Werts, Edwin S., HB, 1891, 92  
 West, Hodges (Burr), T, 1938, 39, 40, Knoxville  
 West, Ryan, DS, 2004, 05, 06, Brentwood  
 West, Tommy, TE, 1973, 74, 75, Gainesville, Ga.  
 Westmoreland, Eric, LB, 1996, 98, 99, 00 (Capt.), Jasper  
 Wharton, Vic, WR, 2014, Spring Hill, Tenn.  
 Wheaton, Lance, H/QB 1992, 93, 94, Kingston  
 Wheeler, Ronnie, DE, 1973, 74, 75, Mableton, Ga.  
 Whitaker, James A., HB, 1929  
 White, Brad, DT, 1978, 79, 80 (Capt.), Idaho Falls, Idaho  
 White, Chris, DB, 1983, 84, 85 (Capt.), Cleveland  
 White, Fred, DB, 1996, 97, 98, 99, Griffin, Ga.  
 White, H. Benton, LE, 1907, 08  
 White, Lynn T., RG, 1892, 93  
 White, Reggie, DT, 1980, 81, 82, 83 (Capt.), Chattanooga  
 White, Steve, LB, 1975, Kingsport  
 White, Steve, DE, 1992, 93, 94, 95, Memphis  
 White, W.C., Sub., 1921  
 Whitehead, Mike, MG, 1985, 86, 87, Americus, Ga.  
 Whiteside, Keyon, LB, 1999, 00, 01, 02, Forest City, N.C.  
 Whittle, Matt , RHB, 1905  
 Widby, Ron, P, 1964, 65, 66, Knoxville  
 Wiesman, Dylan, OL, 2013, 14, 15, 16, Cincinnati, Ohio  
 Wiggins, Shaq, DB, 2017, Tyrone, Ga.  
 Wildman, Charles, T, 1944, 45, 46, 47, Bridgeport, Conn.  
 Wilhoit, James, PK, 2003, 04, 05, 06, Hendersonville  
 Wilkerson, Bruce, OT, 1983, 84, 85, 86 (Capt.), Philadelphia  
 Wilkinson, Rick, DB, 1981, 83, Knoxville  
 Wilks, Rod, WR/DB, 2009, 11, 12, Smyrna  
 Williams, Billy, WR, 1993, 94, Alcoa  
 Williams, Bob, T, 1954, 55, Valdese, N.C.  
 Williams, Cliff, G, 1956, Appleton, Wisc.  
 Williams, Dan, DT, 2007, 08, 09, Memphis  
 Williams, Dick, DT, 1966, 67, 68 (Capt.), Greeneville  
 Williams, Gerald, LB, 2008, 09, 10, Lauderdale Lakes, Fla.  
 Williams, Ja'Kouri, RB, 2005, 06, 07, 08, Plaquemine, La.  
 Williams, Jay, OG, 1977, 78, 79, 80, Nashville  
 Williams, Johnny, MG, 1981, 82, 83, Knoxville  
 Williams, Jordan, DL, 2011, 12, 13, 14, Gainesville, Fla.

Williams, Keldrick, TB, 2002, Montgomery, Ala.  
 Williams, Martin, DT, 1988, 89, Charleston, S.C.  
 Williams, Michael, DB, 2014, Laurel, Md.  
 Williams, Owen, DL, 2014, 15, Macon, Ga.  
 Williams, Preston, WR, 2015, Hampton, Ga.  
 Williams, Robert, FB, 2005 (Service) White Bluff  
 Williams, Russ, DB, 1974, 75, 76, 77, Cincinnati, Ohio  
 Williams, Todd, C, 1994, Dallas, Texas  
 Williams, Tom, RT, 1960, 61, 62, Canton, N.C.  
 Williams, Tony, OT, 1984, 85, Kingsport  
 Williams, Tyler, OT, 2004 (Service), Cosby  
 Willingham, DeAngelo, DB, 2007, 08, Saint Matthews, S.C.  
 Wilson, Al, LB, 1995, 96, 97, 98 (Capt.), Jackson  
 Wilson, Cedrick, WR, 1997, 98, 99, 00 (Capt.), Memphis  
 Wilson, Charles, RB, 1984, 85, 86, 87, Prichard, Ala.  
 Wilson, Elix, LB, 2006, 07, 08 (Capt.), Memphis  
 Wilson, Gibril, DB, 2002, 03, San Jose, Cali.  
 Wilson, Darryal, WR, 1981, 82, Bristol, Va.  
 Wilson, Dwight, OG, 1980, Thomasville, Ga.  
 Wilson, Eddie, LB, 1971, 72, 73, Marietta, Ga.  
 Wilson, James, DE, 1989, 91, 92, 93 (Capt.), Hampton, Va.  
 Wilson, Nick, LB, 2003, 05, Knoxville  
 Wilson, Rollin, HB, 1922, 24, Memphis  
 Wilson, Will, TE, 2002 (Service), Columbia  
 Winstead, Jid, LE, 1956, Rogersville  
 Witherington, Sid, RB, 1973, Mumford  
 Witherspoon, Carl, LB, 1971, 72, Knoxville  
 Witt, Roy E., HB, 1926, 27, 28 (Capt.)  
 Witten, Jason, TE, 2000, 01, 02, Elizabethton  
 Wold, Steve, FB, 1969, 70, Port Orange, Fla.  
 Wolf, Eli, TE, 2016, 17, Minster, Ohio  
 Wolf, Ethan, TE, 2014, 15, 16, 17, Minster, Ohio  
 Wolf, Tyler, DB, 2009, 10, Cookeville  
 Wolfe, Dennis, OLB, 1976, 77, 78 (Capt.), Gate City, Va.  
 Wolfe, Lloyd S., RE, 1914, 15, 16  
 Wood, Carroll, E, 1945, St. Louis, Mo.  
 Wood, James R., LG, 1891  
 Wood, Lee, WR, 1989, 90, Richmond, Va.  
 Wood, Walter (Babe), QB, 1936, 37, 38, McMinnville  
 Woodruff, George R. (Bob), T, 1936, 37, 38, Athens, Ga.  
 Woods, Casey, WR/H, 2005, 06, 07, Starkville, Miss.  
 Woods, Gerald, OG, 1963, 64, 65, Milan  
 Woods, Thomas, WR, 1986, 87, 88, 89 (Capt.), Gallatin  
 Woody, James, LB, 1968, 69, 70, Columbia  
 Woofter, Jim, DT, 1974, 75, 76, New Cumberland, W.Va.  
 Word, Brian, LB, 2002, Cleveland  
 Word, Roscoe, LT, 1902, 03, 04 (Capt.), 05 (Capt.), 07 (Capt.)  
 Worley, Justin, QB, 2011, 12, 13, 14, Rock Hill, S.C.  
 Wortham, C.L., Sub., 1900  
 Wright, Gary, PK, 1966, 67, Heflin, Ala.

Wright, George, TB, 1957, 58, Sonora, Texas  
 Wrightman, A.L., Sub., 1901  
 Wyatt, Bowden, E, 1936, 37, 38 (Capt.), Kingston  
 Wyche, Bubba, QB, 1967, 68, Atlanta, Ga.  
 Wynn, Herman D. (Breezy), B, 1931, 32, 33, Dublin, Ga.  
 Wyrick, Charles, WB, 1960, 61, Harriman

## Y

Yancey, David, RB, 2004, 05, 06, Norfolk, Va.  
 Yanossy, Frank, DT, 1967, 68, 69, Bradenville, Pa.  
 Yarbrough, John, WR, 1973, 74, 75, Salisbury, N.C.  
 Yatkowski, Paul, DT, 1992, 93, Winnipeg, Man., Canada  
 Young, Bill, DB, 1966, 68, 69 (Capt.), Knoxville  
 Young, Carroll, WB, 1956, 57, Dallas, Texas  
 Young, Devrin, TB, 2011, 12, 13, 14, Knoxville  
 Young, Ed. B., HB, 1925, 26  
 Young, Eddie, E, 1955, Miami, Fla.  
 Young, Eric, OT, 2005, 06, 07, Union, S.C.  
 Young, J.R., LHB, 1910  
 Young, Jimmy, E, 1970, 71, 72, Franklin, Ky.  
 Young, Joe, RB, 2015, Winnsboro, S.C.  
 Young, Sean, OT, 2000, 01, 02, 03, Cohutta, Ga.

## Z

Zander, Carl, ILB, 1981, 82, 83, 84 (Capt.), Mendham, N.J.  
 Zecchino, Nick, C, 1986, 87, 88, Cedar Grove, N.J.  
 Ziegler, Kelly, ILB, 1984, 85, 86, 87 (Capt.), Miami, Fla.  
 Zontini, Lawrence, WB, 1942, Charleston, W.Va.  
 Zurcher, Kevin, WR, 1989, Knoxville  
 Zvolerin, Bob, LT, 1963, Windber, Pa.

*SERVICE AWARD—A service award is given upon the recommendations of the head coach to a senior athlete who has completed his eligibility and has been a squad member for at least three years without meeting the participation requirements for a varsity letter.*

## ALL-SEC AND ALL-AMERICANS BY NUMBER

*(First Team only)*

Tennessee has had more than 200 All-Southeastern Conference (SEC) first-team selections since the conference was formed in 1933 and over 90 All-America (AA) selections since Gene McEver was first chosen in 1929. Following are the jersey numbers of the Vols' All-SEC and All-America selections.

- 1 Leonard Little, DE/LB 1996, 97 (SEC), 1997 (AA)  
Jason Witten, TE 2002 (SEC)
- 2 Kevin Burnett, LB 2004 (AA, SEC)  
Montario Hardesty, RB 2009 (SEC)
- 3 Robert Meachem, WR 2006 (AA, SEC)
- 4 Fuad Reveiz, PK 1982, 84 (SEC)  
Jeff Hall, PK 1995, 96, 97, 98 (SEC)
- 5 Rico McCoy, LB 2009 (SEC)
- 6 Jimmy Streater, QB 1979 (SEC)
- 7 Condredge Holloway, QB 1973 (SEC)  
Chris White, DB 1985 (AA, SEC)  
Deon Grant, DB 1999 (AA, SEC)  
Jerod Mayo, LB 2007 (SEC)  
Cameron Sutton, PR 2015 (AA)
- 8
- 9 George Hunt, PK 1971 (SEC)  
Derek Barnett, DE 2016 (AA, SEC)
- 10 Mike Mauck, DB 1975 (SEC)  
Tony Robinson, QB 1984 (SEC)  
John Becksvoort, PK 1993 (AA, SEC)
- 11 Ron Widby, P 1966 (AA)  
Joey Kent, WR 1995, 96 (SEC)
- 12 Cory Fleming, WR 1993 (SEC)  
Marcus Nash, WR 1997 (SEC)
- 13 Terry Fair, DB 1996, 97 (SEC)
- 14 Roland James, DB 1978, 79 (SEC), 1979 (AA)  
Julian Battle, DB 2002 (SEC)  
Eric Berry, DB 2008, 09 (AA, SEC)
- 15 Carl Pickens, WR 1990, 91 (SEC), 1991 (AA)
- 16 Number retired in honor of  
*Peyton Manning*  
Peyton Manning, QB 1995, 97 (SEC), 1997 (AA)  
Rashad Baker, DB 2002 (SEC)
- 17 Bobby Dodd, QB 1930 (AA)  
Phil Dickens, RB 1936 (SEC)  
Tee Martin, QB 1999 (SEC)
- 18 Craig Colquitt, P 1976, 77 (SEC)  
Kent Elmore, P 1989 (SEC)  
Dale Carter, DB 1990, 91 (AA, SEC)  
DeRon Jenkins, DB 1995 (SEC)  
Jason Allen, DB, 2004 (SEC)
- 19 Alex Walls, PK, 2000 (SEC)
- 20 Dick Huffman, DT 1946 (AA, SEC)  
Bert Rechichar, B 1951 (SEC)  
Joey Chapman, P 1990 (SEC)  
Travis Henry, RB, 2000 (SEC)
- 21 Mack Franklin, E 1952 (SEC)
- Stanley Morgan, RB 1974, 76 (SEC)  
Jimmy Colquitt, P 1982, 83 (AA)  
Heath Shuler, QB 1993 (SEC)  
Da'Rick Rogers, WR 2011 (SEC)
- 22 Richmond Flowers, WB, 1967 (AA)  
Ricky Townsend, PK 1972 (SEC), 1972, 73 (AA)
- 23 Earnest Fields, LB 1991 (SEC)  
Dwayne Goodrich, DB 1999 (SEC)
- 24 Al Hust, End 1942 (SEC)  
Tony Thompson, RB 1990 (SEC)
- 25 Eddie Brown, DB 1973 (AA, SEC)  
Jeremy Lincoln, DB 1991 (SEC)  
James Wilhoit, PK 2006 (SEC)
- 26 Murray Warmath, G 1934 (SEC)  
Albert Dorsey, DB 1967 (AA, SEC)  
Tim Priest, DB 1970 (SEC)  
Willie Gault, WR 1982 (AA, SEC)  
Daniel Lincoln, PK 2007 (AA)
- 27 Hank Lauricella, TB 1951 (AA, SEC)  
Al Wilson, LB 1997, 98 (SEC), 1998 (AA)
- 28 Gene McEver, TB 1929 (AA)
- 29 Evan Berry, KR 2015 (AA, SEC)
- 30 Jim Weatherford, DB 1968 (AA, SEC)  
Andre Lott, DB 2001 (SEC)
- 31 Curt Watson, RB 1969, 70, 71 (SEC)
- 32 Number Retired in Honor of  
*Bill Nowling*
- 33 Bud Sherrod, E 1949, 50 ( SEC), 1950 (AA)  
Tom Tracy, RB 1954 (SEC)  
Johnnie Jones, RB 1983, 84 (SEC)  
Keith DeLong, LB 1988 (AA, SEC)  
Jonathan Hefney, DB 2007 (SEC)
- 34 Richard Pickens, RB 1968 (SEC)  
Travis Stephens, RB 2001 (AA, SEC)
- 35
- 36 Ed Molinski, G 1939 (SEC), 1939, 40 (AA)
- 37 Bowden Wyatt, E 1938 (AA, SEC)  
Conrad Graham, DB 1972 (AA, SEC)
- 38 John Michels, G 1951, 52 (SEC), 1952 (AA)
- 39
- 40
- 41
- 42 Bob Suffridge, G 1938, 40 (SEC), 1938, 39, 40 (AA)  
Eric Westmoreland, LB 2000 (SEC)
- 43
- 44 Bobby Majors, DB 1970, 71 (SEC), 1971 (AA)  
Neil Clabo, P 1974 (SEC)  
Craig Puki, LB 1979 (SEC)  
Chuck Webb, RB 1989 (SEC)
- 45 Number retired in honor of  
*Johnny Majors*  
Herman Hickman, G 1931 (AA)  
Johnny Majors, TB 1955, 56 (SEC), 1956 (AA)  
Carl Zander, LB 1984 (SEC)  
A.J. Johnson, LB 2013 (SEC)
- 46 Sheriff Maples, C 1933 (SEC)  
Raynoch Thompson, LB 1998, 99 (SEC), 1999 (AA)
- 47 Bobby Gordon, TB 1957 (SEC)  
Dustin Colquitt, P 2003 (AA, SEC)  
Britton Colquitt, P 2006 (SEC)
- 48 Beattie Feathers, TB 1933 (AA, SEC)
- 49 Number Retired in Honor of  
*Rudy Klarer*
- 50 Don Edmiston, T 1941 (SEC)  
Frank Emanuel, LB 1965 (AA, SEC)  
Paul Naumoff, LB 1966 (AA, SEC)  
Chip Kell, G 1968, 69, 70 (SEC)  
1969, 70 (AA)  
Andy Spiva, LB 1975, 76 (SEC)  
Tom Myslinski, G 1991 (SEC)
- 51 Mike Bevans, C 1970 (SEC)
- 52 Jackie Walker, LB 1970, 71 (AA, SEC)  
Cosey Coleman, G 1998, 99 (SEC), 1999 (AA)
- 53 Glenn Streno, C 1983 (SEC)
- 54 Abe Shires, T 1939, 40 (SEC), 1939 (AA)  
Francis Hohlan, G 1952 (SEC)  
Bob Johnson, C 1966, 67 (AA, SEC)  
Dale Jones, DE 1985, 86 (SEC)
- 55 Mike Lucci, LB 1961 (SEC)  
Jesse Mahelona, DT, 2004 (AA, SEC)  
Dan Williams, DT 2009 (SEC)
- 56 Robert Shaw, C 1977, 78 (SEC)  
Chuck Smith, DE 1991 (SEC)
- 57 Steve Kiner, LB 1968, 69 (AA, SEC)  
Jamie Rotella, LB 1972 (AA, SEC)  
Ron McCartney, DE 1975 (SEC)
- 58 Ray Nettles, LB 1971 (SEC)  
Todd Kelly, DE 1992 (SEC)  
Darwin Walker, DT 1998, 99 (SEC)
- 59 Mark Hovanic, DT 1987 (SEC)  
Mike Stowell, G 1992 (SEC)
- 60 Bill Pearson, T 1951 (AA, SEC)  
Jim Noonan, MG 1980 (SEC)
- 61 Number retired in honor of  
*Willis Tucker*
- 62 Number Retired in Honor of  
*Clyde Fuson*
- 63 Bob Dobelstein, G 1944, 45 (SEC), 1944 (AA)
- 64 James Rike, C 1939 (SEC)  
Jack Reynolds, LB 1969 (AA, SEC)  
Bill Emendorfer, G 1972 (SEC)  
Scott Wells, C, 2003 (SEC)
- 65 Steve DeLong, MG 1963, 64 (AA, SEC)  
Charles Rosenfelder, G 1967, 68 (SEC), 1968 (AA)
- 66 Bill Johnson, G 1957 (AA, SEC)  
Jason Layman, T 1993, 95 (SEC)
- 67 Ted Daffer, G 1950, 51 (AA, SEC)  
John Wagster, DT 1972 (SEC)  
Mickey Marvin, G 1974, 75, 76 (SEC)  
Bill Mayo, G 1983, 84 (SEC) 84 (AA)  
Kevin Mays, G 1994 (SEC)  
Chad Clifton, T 1998 (SEC)
- 68 Bruce Wilkerson, T 1985, 86 (SEC)



## HEAD FOOTBALL MANAGERS

- 69
- 70 Trey Teague, C 1997 (SEC)  
Fred Weary, OG 2001 (SEC)
- 71 Darris McCord, DT 1954 (AA)
- 72 George Cafego, TB 1938, 39 (AA, SEC)
- 73 Lee North, C 1980, 81 (SEC)  
Will Ofenheusle, OT 2002 (SEC)  
Trey Smith, OL 2017 (SEC)
- 74 Jeff Smith, G 1994, 95 (SEC)
- 75 John Boynton, T 1967 (SEC)  
Anthony Parker, OG 2007 (SEC)
- 76 John Gordy, T 1956 (SEC)  
Harry Galbreath, G 1987 (AA, SEC)  
Arron Sears, T 2005,06 (SEC)  
2006 (AA)
- 77 Bob Foxx, HB 1939, 40 (SEC)  
1940 (AA)  
Buster Stephens, RB 1944 (SEC)  
Michael Munoz, OT, 2004 (AA, SEC)
- 78 Tim Irwin, T 1980 (SEC)  
Antone Davis, T 1989, 90 (SEC)  
1990 (AA)
- 79 Joe Schaffer, T 1959 (SEC)  
Frank Yanossy, DT 1969 (SEC)  
Eric Still, G 1988, 89 (SEC) 1989 (AA)  
Chris Scott, OT 2009 (SEC)
- 80
- 81 Mychal Rivera, TE 2012 (SEC)
- 82 Ken DeLong, TE 1968, 69 (SEC)
- 83 Mark Adams, TE 1991 (SEC)
- 84 Norman Meseroll T, 1948 (SEC)  
Austin Denney, TE 1966 (AA, SEC)  
Cordarrelle Patterson, AP, 2012 (SEC)
- 85 Johnny Mills, WR 1966 (SEC)  
Reggie Harper, TE 1979 (SEC)
- 86 Andy Kozar, FB 1952 (SEC)  
Buddy Cruze, E 1956 (SEC, AA)  
Terry McDaniel, DB 1987 (SEC)
- 87 Darryl Hardy, LB 1991 (SEC)
- 88 Bobby Frazier, DE 1965 (SEC)  
Tim McGee, WR 1985 (AA, SEC)
- 89 Larry Seivers, WR 1975, 76 (AA, SEC)
- 90 Marion Hobby, DE 1989 (SEC)  
Will Overstreet, DE, 2000, 01 (SEC)  
Turk McBride, DT 2006 (SEC)
- 91 Number retired in honor of  
*Doug Atkins*  
Doug Atkins, DT 1951, 52 (SEC)  
1952 (AA)  
Jonathan Brown, DE 1997 (SEC)  
Robert Ayers, DE, 2008 (SEC)
- 92 Number retired in honor of  
*Reggie White*  
Reggie White, DT 1983 (AA, SEC)  
Carlos Reveiz, PK 1985 (SEC)
- 93 Chris Mims, DE 1991 (SEC)  
Shaun Ellis, DE 1999 (SEC)
- 94
- 95
- 96
- 97 Malik Jackson, DL 2011 (SEC)
- 98 John Henderson, DT 2000, 01 (AA, SEC)
- 99
- 1896 - Eugene R. Attkisson  
1897 - Eugene R. Attkisson  
1898 - No Team  
(Spanish-American War)  
1899 - W. R. Harrison  
1900 -  
1901 - Dan Kingman  
1902 - H. B. Finch  
1903 - J. S. Cooper  
1904 - C. J. McClung  
1905 - H. P. Grant  
1906 - T. P. Summers  
1907 - David Gaut  
1908 - Harley Fowler  
1909 - H. R. Newton  
1910 - F. L. Phipps  
1911 - Charles E. Craddock  
1912 - A. J. Donelson, Jr.  
1913 - Walter C. Whitaker, Jr.  
1914 - T. Flem Hazen  
1915 - S. M. Tunnel  
1916 - David Getaz  
1917 - No Team (World War I)  
1918 - No Team (World War I)  
1919 - T. N. Simpson  
1920 - H. A. Schubert  
1921 - Frank McCleneghan  
1922 - Leland Hedgecock  
1923 - Robert Watson  
1924 - Wiley Corry Smith  
1925 - William D. Pettway  
1926 - John Galbreath  
1927 - Robert Kennerly  
1928 - Bob (Skeet) McClellan  
1929 - Robert L. McClure  
1930 - H.H. Clements  
1931 - Howard Ford  
1932 - Albert Brooks/Clark Dowling  
1933 - Clark Dowling/Hector Flenniken  
1934 - Glenn Sanderson  
1935 - Jack Harris/Walter Hunt  
1936 - Richard Frank  
1937 - O. B. Winston  
1938 - Tracy Prater  
1939 - Robert (Dink) Eldridge  
1940 - Robert (Dink) Eldridge  
1941 - Willie Davis  
1942 - Julian Andes  
1943 - No Team (World War II)  
1944 - Julian Andes  
1945 - George Creaseu  
1946 - Stewart Johnson  
1947 - Ray Neal  
1948 - Hagen Minnick  
1949 - Joe Bender  
1950 - Nate Fourman  
1951 - Lee Starr  
1952 - Arthur Marks  
1953 - Dick Robinson  
1954 - Dick Robinson  
1955 - Jack Mullinix  
1956 - Johnny Peay  
1957 - Newt Parsons  
1958 - Newt Parsons
- 1959 - Ted McCloud  
1960 - Ray Childers  
1961 - Casco Havelly  
1962 - Casco Havelly/Ted McCloud  
1963 - Casco Havelly  
1964 - Stanley Fugate  
1965 - Stanley Fugate  
1966 - Stanley Fugate  
1967 - Tommy Baker  
1968 - Tommy Baker  
1969 - Tommy Baker  
1970 - Tommy Baker  
1971 - Pat Marsh  
1972 - Larry Sellers  
1973 - David Woodall  
1974 - David Woodall  
1975 - Steve Benton  
1976 - David Woodall  
1977 - David Woodall  
1978 - Lew Belote  
1979 - Lew Belote  
1980 - Danny Burnley  
1981 - Rusty Roberts  
1982 - Rusty Roberts  
1983 - Rusty Roberts  
1984 - Gordon Whitener  
1985 - Randy Miller  
1986 - Jeff Fleming  
1987 - Jeff Fleming  
1988 - David Blackburn  
1989 - David Blackburn  
1990 - Johnny Hays  
1991 - Johnny Hays  
1992 - Heath Grider  
1993 - Heath Grider  
1994 - Clay Newman  
1995 - Allan Knapp  
1996 - Allan Knapp  
1997 - Robin White  
1998 - Larry Churchwell  
1999 - Allen Sitzler  
2000 - Allen Sitzler  
2001 - Anthony (Chip) Godwin  
2002 - Anthony (Chip) Godwin  
2003 - Mat Kee  
2004 - Tommy Phillips  
2005 - Tommy Phillips  
2006 - Tommy Phillips  
2007 - Tommy Phillips  
2008 - Chris Cutcliffe  
2009 - Chris Woolsey  
2010 - Chris Woolsey  
2011 - Chris Woolsey  
2012 - Tyson Street  
2013 - Tyson Street  
2014 - Neyland Raper  
2015 - Neyland Raper  
2016 - Kinley Jones  
2017 - Kinley Jones  
2018 - Chase White



## ALL-TIME UNIFORM NUMBERS

## 1

Ed McDougal, QB, 1972, 73, 74  
 Joe Gasper, QB, 1976  
 Robert Malone, WR/WB, 1977, 78  
 Lee Jenkins, DB, 1980, 81, 82  
 Darell Jones, LB, 1984  
 Andre Creamer, DB, 1985, 86  
 Phil Reich, PK, 1987  
 Vince Moore, WR, 1988, 89, 90  
 Ronald Davis, DB, 1991, 92,93,94  
 Leonard Little, DE/LB, 1995, 96,97  
 Robert Loudermilk, PK, 1999  
 Jason Witten, TE, 2001,02  
 Jayson Swain, WR, 2004,05,06  
 Brandon Warren, WR, 2008, 09, 10  
 Michael Palardy, PK/P, 2010,11,12,13  
 Paul Harris, WR, 2013  
 Jalen Hurd, RB, 2014, 15, 16  
 Reginald Kahlil McKenzie Jr., DL, 2015  
 Jonathan Kongbo, DL, 2016, 17  
 Marquez Callaway, WR, 2017

## 2

Bill Fryer, KS, 1972  
 David Aaron, K, 1974  
 Billy Arbo, WR/WB, 1976, 77, 78  
 Nicky Inman, P, 1979  
 Lenny Taylor, WR, 1980, 81, 82, 83  
 Moses Collins, DB, 1986, 87, 88  
 Wes Lowe, DB, 1989  
 Steve Matthews, QB, 1990,91  
 Todd Helton, QB, 1993,94  
 Tom Windle, QB, 1997  
 Fred White, DB, 1996,97,98,99  
 Eric Locke, WR, 2000  
 Kevin Burnett, LB, 2001,02,03,04  
 Kevin Simon, LB, 2005  
 Montario Hardesty, 2006,07,08,09  
 Matt Simms, QB, 2010  
 Naz Oliver, DB, 2011  
 Alton 'Pig' Howard, WR, 2012,13,14,15  
 Michael L. Williams, DB, 2012,13  
 D'Andre Payne, DB, 2014  
 Shy Tuttle, DL, 2015, 2016, 17  
 Jarrett Guarantano, QB, 2016, 17

## 3

Joe Gasper, QB, 1975  
 Joe Hough, QB/DB, 1976, 77, 78  
 Joe Cozart, DB, 1981, 82, 83  
 Nate Middlebrooks, TE, 1985,86,87,88  
 Tracy Smith, DB, 1989, 90, 91, 92  
 Ronnie Pillow, LB, 1994,95, 96  
 Brian Darden, RB, 1997  
 Josh Plemons, QB, 1998,99  
 Willie Miles, DB, 1999,00,01,02  
 Robert Meachem, WR, 2004,05,06  
 Lennon Creer, RB, 2008  
 Darren Myles Jr., 2009,10  
 Tyler Drummer, WR, 2011,12,13  
 Byron Moore, DB, 2011,12,13  
 Josh Malone, WR, 2014,15,16  
 Micah Abernathy, DB, 2015  
 Marquill Osborne, DB, 2016, 17  
 Ty Chandler, RB, 2017

## 4

Tommy Beaver, DB, 1972  
 Randy Wallace, QB, 1973

Pat Ryan, QB, 1974, 75, 76, 77  
 Phil Ingram, WR, 1979  
 Dwight Singleton, DB, 1981  
 Fuad Reveiz, PK, 1982, 83, 84  
 Terence Cleveland, WR, 1986, 87, 88, 89  
 Craig Faulkner, WR, 1990, 91, 92,93  
 Jeff Hall, PK, 1995, 96,97,98  
 John Henderson, DL, 1999  
 Donte' Stallworth, WR, 2000,01  
 Jonathan Wade, DB, 2003,04,05,06  
 Gerald Jones, WR, 2008, 09, 10  
 Marlin Lane Jr., RB, 2011  
 LaTroy Lewis, DL, 2012,13,14,15,16  
 Vic Wharton, WR, 2014  
 John Kelly, RB, 2015,16, 17  
 Maleik Gray, DB, 2017

## 5

Gary Valbuena, QB, 1972, 73  
 Gary Roach, QB, 1974, 75, 76  
 Jeff Olszewski, QB, 1978, 79, 80, 81  
 Xavier Cook, DB, 1983, 84  
 Thomas Woods, WR, 1986, 87, 88, 89  
 Roderick Lewis, DB, 1990, 91, 92  
 Eric Lane, RB, 1993,94,95, 96  
 Craig Sanford, PK, 1997  
 Burney Veazey, WR, 1998,99,00  
 Chris Hightower, PK, 2000  
 Mitchell Walker, DB, 2001  
 Kevin Simon, LB, 2002,03,04  
 Drew Tardy, WR, 2006  
 Rico McCoy, LB, 2006,07,08,09  
 Ted Meline, WR, 2010  
 Matt Darr, P, 2011  
 George Bullock, PK, 2012,13,14  
 Ryan Jenkins, WR, 2013,14  
 Ralph David Abernathy IV, RB, 2015  
 Kyle Phillips, DL, 2015,16, 17  
 Josh Palmer, WR, 2017

## 6

David Parsons, DB, 1973  
 David Bibee, DB, 1974, 75, 76  
 Jimmy Streater, QB, 1977, 78, 79  
 Steve Alatorre, QB, 1980  
 Dirk Gentry, DB, 1981  
 Alan Cockrell, QB, 1982, 83  
 Tony Nelson, DB, 1985, 86, 87, 88  
 J.J. McCleskey, WR, 1990, 91, 92  
 Jermaine Copeland, WR, 1996,97,98  
 Constantin Ritzmann, DL, 2000, 01, 02, 03  
 Ja'Kouri Williams, DB, 2005,06,07  
 Derrick Furlow, DB, 2008,09  
 Denarius Moore, WR, 2008, 09, 10  
 Vincent Dallas, WR/DB, 2011,12,13  
 Tyler Page, QB, 2013  
 Todd Kelly Jr., DB, 2014,15  
 Mike Wegzyn, QB, 2014  
 Alvin Kamara, RB, 2015,16  
 Brandon Hines, QB, 2017  
 Shaq Wiggins, DB, 2017

## 7

Condredge Holloway, QB, 1972, 73, 74  
 Martin Murriel, TB, 1976  
 Wilbert Jones, QB/DB, 1977, 78, 79, 80  
 Chris White, DB, 1982, 83, 84, 85

Anthony Miller, WR, 1987  
 Jason Julian, WR, 1989, 90, 91  
 Jason Parker, DB, 1993,94,97  
 Tom Windle, QB, 1998  
 Deon Grant, WR, 1998,99  
 Casey Clausen, QB, 2000,01,02,03  
 Rick Clausen, QB, 2005  
 Jerod Mayo, LB, 2006,07  
 Demetrice Morley, DB, 2008  
 Nu'Keese Richardson, WR, 2009  
 Mandela Shaw, DB, 2010  
 Nash Nance, QB, 2011  
 Corey Alexander, DB, 2011,12  
 Drae Bowles, WR, 2012,13, 14  
 Michael F. Williams, DB, 2013  
 Rashaan Galden, DB, 2014,16,17  
 Cameron Sutton, DB, 2015  
 Preston Williams, WR, 2015,16  
 Brandon Johnson, WR, 2017

## 8

Doyle Whitaker, KS, 1969, 70  
 Jim Richardson, QB, 1972  
 Randy Wallace, QB, 1974, 75, 76  
 David Rudder, QB, 1977, 78, 79  
 Jeff Joslin, QB, 1981  
 Dirk Gentry, QB, 1982, 83  
 Victor Peppers, DB, 1986, 87  
 Andy Kelly, QB, 1989, 90, 91  
 Cliff Dutton, WR, 1992  
 Jason Amonette, P, 1993  
 Mike Grein, QB, 1994  
 Jeremy Bates, QB, 1995  
 Bryan Darden, RB, 1997  
 Chris Hogue, PK/P, 1997  
 Joey Mathews, QB, 1998,99,00,01  
 Gibril Wilson, DB, 2002,03  
 Lester Ransom, DB, 2005  
 Jonathan Crompton, QB, 2007,08,09  
 Tyler Bray, QB, 2010,11,12  
 Marquez North, WR, 2013,14,15  
 Dewayne Hendrix, DL, 2014  
 Justin Martin, DB, 2015,16,17  
 Latrell Williams, WR, 2016,17

## 9

Chick McGeehan, OE, 1967  
 George Hunt, KS, 1968, 69, 70, 71  
 Jim Gaylor, PK, 1975, 76, 77  
 Mitch Sims, QB, 1980, TE, 1979, 81  
 Mark Hogan, DB, 1982, 83  
 Vince Carter, WR, 1984, 85, 86  
 Derrick Folsom, LB, 1987, 88, 89  
 Orion McCants, DB, 1990  
 Steve Session, DB, 1992  
 Tori Noel, DB, 1994,95, 96,97  
 Kevin Taylor, WR, 1998  
 Josh Plemons, QB, 1997,00  
 Steven Marsh, DB, 1999,00,01,02  
 Bret Smith, WR, 2004,05,06  
 Bram Cannon, QB, 2008  
 Daryl Vereen, LB, 2008,09,10,11  
 Sam Cranford, WR, 2012  
 Daniel Gray, DB, 2012  
 Reggie Juin, DB, 2013  
 Derek Barnett, DL, 2014,15,16  
 Von Pearson, WR, 2014,15  
 Marquez Callaway, WR, 2016  
 Tim Jordan, RB, 2017

# 10

Pat Reno, FB, 1937  
 Trox Montgomery, HB, 1938  
 Elmer Disspayne, E, 1939  
 Roy Cross, E, 1941, 42, 44, 45  
 Frank Soard, B, 1946  
 Bernie Miller, B, 1947, FB, 1948  
 Gordon Polofsky, FB, 1949, 50, 51  
 Lamar Leachman, LB, 1952, C, 1953  
 Bob Hibbard, WB, 1954, 55, 56  
 Carroll Young, WB, 1957  
 Gene Tedford, WB, 1962, 63  
 Art Galiffa, QB, 1964, 65, 66  
 Bobby Scott, QB, 1968, 69, 70  
 Dan Fletcher, QB, 1972  
 Mike Mauck, DB, 1974, 75, 76  
 Alan Duncan, PK, 1979, 80  
 Bill Eichholtz, WR, 1982  
 Tony Robinson, QB, 1983, 84, 85  
 Vincent Moore, WR, 1987  
 Chip McCallum, KS, 1989, 90  
 Beau Blair, P, 1991  
 John Becksvoort, PK, 1992,93,94  
 Jason Price, QB, 1995, 96  
 Benson Scott, H, 1997,98,99  
 Christian Chauvin, PK, 2000  
 Phillip Newman, PK/P, 2002  
 Mark Jones, WR, 2001,02,04  
 Erik Ainge, QB, 2005,06,07  
 Josh Davis, P, 2010  
 Marsalis Teague, WR, 2019,10,11,12  
 Brett Parisi, WR, 2013  
 Riley Ferguson, QB, 2013  
 Will Bradshaw, LS, 2014  
 Isaiah McDaniel, DB, 2014  
 Patrick Ashford, H, 2015  
 Vincent Perry, WR, 2015  
 Tyler Byrd, WR, 2016, 2017

# 11

Leonard Coffman, HB, 1937, FB, 1938, 39  
 James 'Jim' Gaffney, HB, 1941, 42  
 Billy Stevens, B, 1944, 45  
 W.S. 'Monk' Fowler, B, 1946, 47  
 Bernie Sizemore, FB, 1949, 50  
 Bill Blackstock, TB, 1951 B, 1954  
 Ed Godzak, WB, 1954  
 Charles Trimble, WB, 1955  
 Ralph Broyles, WB, 1956, 57, 58  
 John Paty, WB, 1962, 63  
 Ron Widby, KS, 1964, 65, 66  
 Mike Jones, DB, 1967  
 Joe Thompson, WB, 1968  
 Dennis Chadwick, QB, 1969, 70  
 Nick Carmichael, DB, 1971, 72, 73  
 Mike Huskisson, RB, 1974  
 Jeff Moore, DB, 1976, SE, 1977  
 Bobby Stanton, P, 1979  
 Dirk Wiers, QB, 1980  
 Daryl Dickey, DB, 1983, QB, 1981, 82, 84, 85  
 Kyle Horner, QB, 1987  
 Lloyd Kerr, WR, 1990, 91  
 Joey Kent, WR, 1993,94,95, 96  
 Robert Loudermilk, P/PK, 1998  
 Bobby Graham, WR, 1998,99,00,01  
 James Banks, WR, 2003,04  
 Jon Catanzano, DB, 2005  
 Slick Shelley, WR, 2006,07  
 Todd Campbell, WR, 2008  
 Bryce Brown, RB, 2009

Justin Hunter, WR, 2010,11,12  
 Joshua Dobbs, QB, 2013,14,15,16  
 Austin Smith, DL, 2015,16,17  
 Jordan Murphy, WR, 2017

# 12

John Boise, E, 1937  
 William Bryson, FB, 1939, 40  
 Bud Hubbell, E, 1941, 42  
 Russell Morrow, C, 1944, 45  
 Franklin (Bud) Hubbell, E, 1946  
 Joe Martone, G, 1947, RG, 1948  
 Bill Fulton, LE, 1950, 51  
 Terry Sweeney, RH, 1953  
 Bill Bennett, WB, 1955  
 Jim Grubb, WB, 1956, 57  
 Pete Wright, WB, 1958  
 Coy Franklin, WB, 1959  
 Charles Wyrick, WB, 1960, 61  
 Wayne Waff, WB, 1962  
 Johnny Covington, QB, 1964  
 Charles Futon, QB, 1965, 66, TB, 1967  
 Herman Weaver, KS, 1969  
 Chip Howard, QB, 1971, WR, 1972, 73  
 Gary Rowe, DB, 1974, 75, 76  
 Guy Hairston, QB, 1978, 79  
 Randall Morris, QB, 1980, RB, 1981, 82, 83  
 Randy Sanders, QB, 1984, 85, 86, 87  
 Chip McCallum, PK, 1988  
 Cory Fleming, WR, 1990, 91, 92,93  
 Terry Fair, DB, 1996  
 Marcus Nash, WR, 1995, 96,97  
 Troy McMaken, WR, 1999  
 Teddy Grimes, DB, 1999,00,01  
 C.J. Leak, QB, 2002,03,04  
 Lucas Taylor, WR, 2006,07,08  
 Ethan Ingram, PK, 2009  
 Naz Oliver, DB, 2010  
 Chris Eggert, WR, 2010  
 Matt Simms, QB, 2011  
 Nathan Peterman, QB, 2012,13,14  
 Emmanuel Moseley, DB, 2014,15,16,17  
 Quinten Dormady, QB, 2015,16,17

# 13

William 'Bill' Barnes, HB, 1937, 38, E, 1939  
 Fay Farris, GB, 1940, B, 1941  
 Claude Holsclaw, B, 1944, 45  
 Don Tanner, G, 1947, LG, 1948  
 Pat Shires, TB, 1950, 51, B, 1952, LH, 1953  
 David Emory, WB, 1955  
 Gary Cannon, KS, 1960, 61  
 David Allen, DB, 1970, 71, 72  
 Randy Verner, WR, 1973, 74, 75  
 Martin Murriel, DB, 1977, 78  
 Jerome Jimmerson, WR, 1984  
 David Pool, DB, 1986  
 Kevin Zurcher, WR, 1988, 89  
 Dave Thomas, DB, 1991  
 Lamar Brown, WR, 1993  
 Scott Sexton, WR, 1994  
 Terry Fair, DB, 1995, 96, 97  
 Brent Thomas, DS, 2000  
 Tad Golden, DB, 1999,00,01  
 Chris Hannon, WR, 2003,04,05  
 Brent Vinson, DB, 2008,09  
 Geoff Courtney, WR/H, 2010  
 DeAnthony Arnett, WR, 2011  
 Nick Branum, DB, 2011  
 Patrick Ashford, QB/H, 2012,13

Devaun Swafford, DB, 2013,14  
 Malik Foreman, DB, 2015,16  
 Sherion Jones, QB, 2015,16  
 Deandre Johnson, DL, 2017  
 Richard Mize, Jr., 2017

# 14

Van Thompson, FB, 1938, QB, 1939, 40, B, 1941  
 Ray Drost, G, 1942, 1946, 47  
 Reese Henegar, B, 1946  
 Gil Kyker, BB, 1950  
 Ray Martin, WB, 1951, B, 1952, RH, 1953  
 Hugh Garner, WB, 1954  
 Larry Garner, WB, 1955  
 Bill Gent, WB, 1956  
 Don Stephens, WB, 1958  
 Tommy Donnelly, WB, 1959  
 Charles Severance, WB, 1960  
 Gene Tedford, WB, 1961  
 David Leake, LE, 1963, QB, 1964, OE/ KS, 1965  
 Bill Young, DB, 1966, 67, 68, 69  
 Jimmy Allen, DB, 1970  
 Bill Cole, DB, 1972,73, 74, 75  
 Greg Graves, TB, 1976  
 Roland James, DB, 1977, 78, 79  
 John Lerda, DB, 1981  
 Terry Brown, DB, 1983, 84, 85, 86  
 Lee England, WR, 1987, 88, 89  
 Andy Kelly, QB, 1988  
 Chris Russ, P, 1990  
 Jerry Colquitt, QB, 1991, 92,93,94  
 Shawn Snyder, QB, 1995, 96  
 Cedrick Wilson, WR, 1998,99,00  
 Julian Battle, DB, 2002  
 Jerrone Hale, WR, 2002  
 Bo Hardegree, QB, 2004,05,06  
 Ben Greene, DB, 2006  
 Eric Berry, DB, 2007,08,09  
 Justin Worley, QB, 2011,12,13,14  
 Zac Jancek, QB, 2015,16,17  
 Quart'e Sapp, LB, 2015,16,17

# 15

Edwin Cheek Duncan, HB, 1937, 38  
 James Aurelia, HB, 1939, 40, E, 1941  
 Albert Sabato, QB, 1942  
 Jimmy Doerr, B, 1944  
 Hubert Becker, B, 1946, 47  
 Charles Dowdy, WB, 1948  
 Joe Yost, LE, 1949  
 Sam Rutigliano, RE, 1951, E, 1952  
 Bill Spooner, E, 1953  
 Edric Owen, WB, 1955  
 Bill Anderson, WB, 1956, 57  
 Bobby Moore, WB, 1958  
 Mike Simmons, WB, 1959  
 Jerry Enslley, WB, 1960, 61, 62  
 Billy Tomlinson, WB, 1963  
 Skip Edwards, WB, 1964, DB, 1965, 66  
 John Rippetoe, QB, 1967, 68, 69  
 Bob Bowers, DB, 1972,73  
 Eddy Powers, DB, 1974, 75, 76, 77  
 Mike Terry, DB, 1979  
 Alvin Jones, QB, 1981  
 Tim Norton, QB, 1983  
 Jack Sells, DB, 1984  
 Kent Elmore, P, 1986, 87  
 Carl Pickens, WR, 1989, 90, 91  
 Lance Wheaton, QB, 1992,93,94  
 Tim Sewell, DB, 1995, 96,97,98

GENERAL

STAFF

PLAYERS

REVIEW

HISTORY

HONORS

VOLMANAC

RECORDS



A.J. Suggs, QB, 1999,00  
 Kelley Washington, WR, 2001,02  
 Turk McBride, DL, 2004  
 Jim Bob Cooter, QB, 2004,05,06  
 Sinclair Cannon, DB, 2005,06,07  
 E.J. Abrams-Ward, WR, 2005,08  
 Mike Fromke, QB, 2010  
 Janzen Jackson, DB, 2009,10  
 Tyrin Fairman, DB, 2011,12  
 Marlin Lane, Jr., TB, 2012,13,14  
 Jauan Jennings, WR, 2015,16  
 Shawn Shamburger, DB, 2017

## 16\*

Walter Wood, QB, 1937  
 Lloyd Broome, FB, 1938, 40  
 Bob Hicks, C, 1941  
 Ben Miller, C, 1944, 45  
 Roger Aubrey Coggins, BB, 1946, 48, 49  
 Earl Campbell, RG, 1950, 51, G, 1952  
 John Cvetnick, FB, 1953  
 Bill Gent, WB, 1958  
 Frank Canale, WB, 1960  
 Don Henson, WB, 1962, LE, 1963  
 Dewey Warren, QB, 1964, 65, 66, 67  
 Jim Maxwell, QB, 1969, 70, 71  
 Butch Thompson, WR, 1972  
 Ricky Heath, DB, 1973, 74  
 Gary Braden, DB, 1975, 76  
 Jeff Boone, K, 1977  
 Phil Ingram, DB, 1978  
 Darryal Wilson, DB, 1979, WR, 1980  
 Steve Alatorre, QB, 1981  
 Tommy Sims, DB, 1983, 84, 85  
 Sterling Henton, QB, 1987, 88, 89, 90  
 Victor Brown, DB, 1992,93

### ***Peyton Manning, QB, 1994,95,96,97*** *(\*Retired in Honor)*

Rashad Baker, DB, 2001,02,03  
 Rick Clausen, QB, 2004,05

## 17

Sam Bartholomew, FB, 1937, HB, 1938, 39  
 Chester Roberston, HB, 1940  
 Don Bazemore, B, 1945  
 Hal Littleford, B, 1946, 47, TB, 1948, 49  
 Joe Maiure, BB, 1950, 51, B, 1952  
 Charles Gookin, E, 1953  
 Buddy Scott, WB, 1955  
 Bobby Sandlin, WB, 1956, 57, 58  
 Pat Augustine, WB, 1959, 60  
 Frank Musgrave, WB, 1961  
 Tim Fell, WB, 1963  
 Dick Hart, TB, 1964  
 Dick DeHart, DB, 1965, QB, 1966  
 Phil Pierce, QB, 1969, 71, DB, 1970  
 John Yarbrough, WR, 1972, 73, 74, 75  
 Dee Reviere, LB, 1976  
 Steve Hatfield, DB, 1977  
 Bobby King, QB/WR, 1979, 80  
 Junior McBride, WR, 1982  
 John McClennon, RB, 1983  
 Greg Hargis, LB, 1985, 86, 87  
 Lee Wood, WR, 1989, 90  
 Kevin Wendelboe, KS, 1991  
 Quincy Prigmore, RB, 1992,93,94,95  
 Tee Martin, QB, 1997,98,99  
 John Rattay, QB, 2000  
 C.J. Fayton, WR, 2002,03,04,05  
 Nick Stephens, QB, 2007,08,09

Brent Brewer, DB/LB, 2010,11,12,13  
 Tyler Page, QB, 2011  
 Joe Stocstill, QB, 2012  
 Devin Smith, QB, 2014  
 Dillon Bates, LB, 2014,15,16,17  
 Brandon Johnson, WR, 2016  
 Will McBride, QB, 2017

## 18

Elmer Disspayne, E, 1937  
 Nickolas Weber, HB, 1938, 39, 40  
 Bill Zimmerman, B, 1941  
 R.A. Long, HB, 1942  
 Allen Law, B, 1944  
 Bob Lund, B, 1945, 46, 47, WB, 1948  
 Francis Stupar, RE, 1949, LE, 1950  
 Bill (Moose) Barbish, BB, 1951, LB, 1952, QB, 1953  
 Bob Smithers, WB, 1956  
 Ken Waddell, WB, 1959, 60  
 Frank Canale, WB, 1961, 62  
 Bubba Wyche, DB, 1965, 66, QB, 1967, 68  
 Bubba Dudley, QB, 1969  
 Jon Sapp, DB, 1972, 73  
 Phil Doolin, DE, 1974  
 Craig Colquitt, PK, 1976, 77  
 Carlton Peoples, DB, 1980  
 Sam Aiello, QB, 1982  
 Troy Hale, WR, 1984, 85, 86, 87  
 Kent Elmore, P, 1989  
 Dale Carter, DB, 1991  
 DeRon Jenkins, DB, 1993,94,95  
 Gerald Griffin, DB, 1997,98,99  
 Lee Wheeler, WR, 2001  
 Christian Chauvin, PK, 2001  
 Jason Allen, DB, 2002,03,04,05  
 B.J. Coleman, QB, 2008  
 Tyler Wolf, DB, 2009,10  
 Izauea Lanier, DB, 2011  
 Jason Croom, WR:2012,13,14,15 TE:16  
 Joe Stocstill, LB, 2013  
 Michael Cantwell, LB, 2014  
 Nigel Warrior, DB, 2016,17  
 Princeton Fant, WR, 2017

## 19

Bill Markey Luttrell, T, 1937  
 Bob Andridge, HB, 1938, 39, 40  
 Bob Slater, B, 1941  
 Walter Slater, HB, 1942  
 Jack Redding, B, 1944  
 R.A. Long, B, 1945, 46  
 W.C. Cooper, B, 1947, TB, 1948, 49, 50  
 Hal Hubbard, BB, 1951, B, 1952, QB, 1953  
 David Shields, WB, 1960  
 Hubert McClain, WB, 1961  
 Bob Petrella, WB, 1963  
 Hal Wantland, QB, 1964, WB, 1965  
 Rusty Kidd, QB, 1967  
 Sammy Hair, DE, 1972, 73, 74  
 Hayes Gilliam, WR, 1975, 76  
 Jim Sheffer, DB, 1977  
 Johnny Watts, DB, 1978, WR, 1979  
 Carlton Peoples, DB, 1981, 82  
 Jeff Francis, QB, 1985, 86, 87, 88  
 Kevin Wendelboe, KS, 1989  
 Mose Phillips, RB, 1991, 92,93,94  
 Mark Levine, RB, 1995, 96,97  
 Shawn Seabrooks, DB, 1999  
 Eric Campbell, DB, 2000  
 Alex Walls, PK, 1999,00,01,02

John C. Henderson, H/P, 2003,04  
 Jarod Parrish, DB, 2004,05,06,07  
 Chris Donald, LB, 2008,09  
 Nick Lamaison, QB, 2009,10  
 Tyler Coombes, DB, 2011,12,13  
 Devrin Young, RB/WR, 2011,12,13,14  
 David Priddy, DB, 2014  
 Darrell Taylor, DL, 2015,16,17  
 Jeff George, WR, 2016,17

## 20

Joe Little, C, 1937, 38  
 Fred Newman, FB, 1939, 40, B, 1941  
 Richard "Dick" Huffman, T, 1942,46  
 George Murray, T, 1944, 45  
 Bill Padgett, LT, 1948  
 Bert Rechichar, WB, 1949, 50, 51  
 Ed Godzak, RH, 1953  
 Don Rushin, BB, 1954  
 Stockton Adkins, BB, 1955, 56, 57  
 Jim Cartwright, BB, 1958, 59, 60  
 Ken Honea, BB, 1961, 62, 63  
 Walter Chadwick, TB, 1965, 66, 67  
 Bill Baker, WB, 1968  
 Gary Theiler, WB, 1969, OE, 1970, TE, 1971  
 Gary Rankin, DB, 1972, 73, 74  
 Thomas Rowsey, DB, 1975, 76, 77  
 John Warren, P, 1979, 80, PK, 1981, 82  
 Charles Benton, DB, 1984, 85, 86  
 Keith Denson, DB, 1988, 89, 90  
 Joey Chapman, PK, 1991, 92,93  
 Chester Ford, RB, 1994,95, 96  
 Brian Lynch, P, 1997  
 Travis Henry, RB, 1998,99,00  
 Derrick Tinsley, WR, 2002,03,04  
 Demetrick Morley, DB, 2006  
 Nevin McKenzie, LB, 2008  
 Geoff Courtney, WR, 2009  
 Mike Edwards, RB, 2009  
 Rajion Neal, RB, 2010,11,12,13  
 Cortez McDowell, DB, 2014,15,16,17  
 Seth Washington, QB, 2017

## 21

Buist Warren, QB, 1937, 38, 39, 40  
 Chas Bierley, B, 1945  
 Dick Jordan, E, 1946  
 Leon McCoy, C, 1947  
 Kenneth Donahue, RT, 1949, LT, 1948, 50  
 Mack Franklin, LE, 1951, E, 1952, 53  
 Wayne Hutcheson, BB, 1955  
 William "Bill" Bennett, BB, 1956, 57  
 Tom Hubbard, BB, 1958  
 Frank Davis, BB, 1959  
 A.B. Clevenger, BB, 1960  
 Vic Ferrari, BB, 1963  
 Bob Petrella, WB, 1964, DB, 1965  
 Richard Callaway, WB, 1966, 68, TB, 1967, 69  
 Nick Carmichael, DB, 1970  
 Dennis Chadwick, QB, 1971, WR, 1972  
 Larry Seivers, WR, 1973  
 Stanley Morgan, WB, 1974, 75, 76  
 Marcus Starling, SE, 1977, WR, 1978  
 Greg Bridges, DB, 1980  
 Jimmy Colquitt, PK, 1982, P, 1983, 84  
 Preston Warren, DB, 1987, 88, 89, 90  
 Brian Rains, KS, 1991  
 Heath Shuler, QB, 1991, 92,93  
 Maurice Stanley, WR, 1995  
 Phillip Crosby, RB, 1997,98,99



Cedric Houston, RB, 2002,03,04  
 Gerald Riggs Jr., RB, 2005  
 Austin Rogers, WR, 2006,07,08,09  
 Nick Jackson, DB, 2010  
 Da'Rick Rogers, WR, 2010,11  
 Riyahd Jones, DB, 2013,14  
 David Priddy, DB, 2013  
 Logan Fetzner, WR, 2014  
 Jalen Reeves-Maybin, LB, 2015,16  
 Joe Young, RB, 2015  
 Jacquez Jones, WR, 2017  
 Shanon Reid, LB, 2017

## 22

Thomas (Red) Harp, QB, 1937  
 Johnny Butler, QB, 1939, 40, B, 1941  
 Junie Whittaker, HB, 1942  
 Billy Carter, B, 1944  
 Ralph Chancey, B, 1946, 47, FB, 1948, 49  
 Tommy Jumper, LG, 1950, 51  
 Frank McCroskey, B, 1952, G, 1953  
 Ron Meeks, BB, 1954  
 Vic Micol, BB, 1956  
 Billy Smith, BB, 1960  
 Jackie Cotton, WB, 1964, MM, 1965  
 Richmond Flowers, WB, 1966, 67  
 Andy Bennett, DB, 1970, TB, 1969, 71  
 Ricky Townsend, K, 1972, 73, 74  
 Marcus Starling, DB, 1975, 76  
 Wayne McCoy, RB, 1977  
 Avery Huff, DB, 1978, WR, 1979, TE, 1980  
 Charles Davis, DB, 1983, 84, 85, 86  
 Floyd Miley, DB, 1988, 89, 90, 91  
 Jesse Sanders, LB, 1993,94,95  
 Corey Terry, DL, 1997,98  
 Anthony Sessions, LB, 1999,00  
 Robert Boulware, DB, 2002,03,04  
 Matt Gurdak, WR, 2002  
 LaMarcus Coker, RB, 2006,07  
 David Harrington, P, 2009  
 Rod Wilks, DB, 2008,09,10,11,12  
 Reggie Juin, TB, 2011,12  
 Malik Foreman, DB, 2013,14  
 Parker Henry, DB, 2015  
 Micah Abernathy, DB, 2016,17

## 23

Larry Tanner, T, 1938, 39  
 William 'Billy' Bevis, QB, 1942, B, 1941, 44, 45  
 Walter Slater, B, 1946  
 Don Hill, WB, 1951  
 Ralph Adams, G, 1952  
 Kenneth Sadler, BB, 1956, 57, 58  
 Wayne Coleman, BB, 1959, 60, 61, 62  
 Bobby Gratz, BB, 1963, FB, 1964  
 Tommy Jernigan, TB, 1965, QB, 1966, WB, 1967, DB, 1968  
 Merlyn Hood, WB, 1970, WR, 1971  
 Tommy West, TE, 1973, 74, 75  
 Ken Sanderson, SE, 1976, 77, WR, 1978  
 Daryl Harper, DB, 1981, RB, 1982, WR, 1983  
 Wesley Pryor, WR, 1984, 85, 86  
 Earnest Fields, LB, 1988, 89, 90, 91  
 Shawn Summers, DB, 1993,94,95  
 James Braswell, DB, 1996  
 Dwayne Goodrich, DB, 1997,98,99  
 Corey Larkins, RB, 2001,02,03,04  
 Ricardo Kemp, DB, 2006,07  
 Prentiss Wagner, DB, 2008,09,10,11,12

Cameron Sutton, DB, 2013,14,16  
 Will Ignott, LB, 2017

## 24

Gerald Hendricks, E, 1937, 38  
 Albert Hust, E, 1940, 41, 42  
 Red Arnold, B, 1945  
 Billy Joe Rowan, B, 1946, 47  
 Jerry Hyde, TB, 1951, B, 1952, RH, 1953  
 Bobby Jones, BB, 1957  
 George Shuford, BB, 1961, KS, 1962  
 Mike Reynolds, BB, 1963  
 Doug Archibald, FB, 1964, MM, 1965  
 Lanny Pearce, TB, 1967  
 Haskel Stanback, TB, 1971, 72, 73  
 Eddie Lawson, RB, 1974  
 Glen Powers, DB, 1975  
 Frank Foxx, TB/RB, 1976, 77, 78  
 Clyde Duncan, RB, 1980, DB, 1981, 82, WR, 1983  
 Tony Thompson, RB, 1987, 88, 89, 90  
 Aaron Hayden, RB, 1992,93,94  
 Shawn Bryson, RB, 1996,97,98  
 Charles Small, DB, 2000,01,02  
 Andy Kerr, PK, 2003  
 Antwan Stewart, DB, 2004,05,06  
 DeAngelo Willingham, DB, 2008  
 Cory Eichholtz, DB, 2010  
 Eric Gordon, DB, 2009,10,11,12  
 Deanthonie Summerhill, RB, 2011,12,13  
 Taylor Spivey, LB, 2013  
 Derrell Scott, RB, 2014  
 Michael Williams, DB, 2014  
 Michael Lacey, WR, 2015,16  
 Darrell Miller, DB, 2015  
 Todd Kelly Jr., DB, 2016,17  
 Trey Coleman, RB, 2017

## 25

Joe Black Hayes, G, 1937  
 Walter 'Babe' Wood, QB, 1938  
 William 'Bill' King, HB, 1940, B, 1941  
 Bubba Walling, B, 1945  
 Jim Powell, E, 1946, 47, LE, 1948  
 Vincent Kaseta, LE, 1949, RE, 1950, 51  
 Bob Fry, E, 1952, 53  
 Bob Gleaves, BB, 1954, 55, 56  
 Tommy Cheek, BB, 1958, 59  
 Tommy Donnelly, BB, 1960  
 Taft Hefner, BB, 1961  
 David Murphy, WB, 1965, DB, 1966, 67  
 Tom England, MM, 1968, DB, 1969  
 Eddie Brown, DB, 1971, 72, 73  
 Chuck Sanford, RB, 1974, 75  
 Stan Grant, DB, 1976, 77  
 Glenn Ford, RB, 1979, 80, 81  
 John McClennon, RB, 1982  
 Jim Miller, RB, 1983, 84, 85, 86  
 Jeremy Lincoln, DB, 1988, 89, 90, 91  
 Richie Noe, LB, 1992  
 Jay Graham, RB, 1994,95,96  
 Travis Stephens, RB, 1998  
 Tony Campbell, LB, 2001,02  
 Kip Hartman, WR, 2003  
 James Wilhoit, PK, 2003,04,05,06  
 Steven Hensley, P, 2008,09  
 Art Evans, DB, 2007,08,09,10,11  
 Quenshaun Watson, TB, 2012  
 Josh Smith, WR, 2013,14,15,16,17  
 Trevor Daniel, P, 2013  
 Aaron Medley, PK, 2014,15,16,17

## 26

Frank Crawford, T, 1937  
 Wesley Ott, HB, 1938  
 Hobart Jones, T, 1941  
 Bernard 'Bunzy' O'Neil, QB, 1939,40, HB, 1942  
 Bill Beeler, B, 1945  
 Alan Fielden, B, 1946, 47, RE, 1948, 49  
 Frank Alexander, RE, 1950, 51, E, 1952  
 Frank Davis, BB, 1958  
 Albert Dorsey, DB, 1965, 66, 67  
 Tim Priest, DB, 1968, 69, 70  
 Jim Watts, DB, 1972, 73, 74  
 Chip Linebarier, DB, 1975, 76, 77, 78  
 Willie Gault, WR, 1980, 81, 82  
 Vernon Bass, DB, 1984, 85, 86  
 Beau Mainous, DB, 1988  
 David Bennett, DB, 1989, 90, 91, 92  
 Shane Begnaud, DB, 1994,95,96,97  
 Myles Atherton, RB, 1998  
 Leonard Scott, WR, 1999,00,01,02  
 Corey Campbell, DB, 2004,05  
 Michael Odell, WR, 2009  
 Daniel Lincoln, PK, 2007, 08, 09,10  
 Derrick Brodus, PK/P, 2011,12  
 Geraldo Orta, DB, 2012,13,14  
 Jaye Rochelle, WR, 2013  
 Treyvon Paulk, RB, 2014  
 Stephen Griffin, DB, 2015,16  
 Ben Powlas, WR, 2016  
 Theo Jackson, DB, 2017  
 Jay Shoop, WR, 2017

## 27

Sam Levine, G, 1937  
 Warren Vick, E, 1940, 41  
 Bill Nichols, B, 1945  
 Jack Armstrong, B, 1946, 47, BB, 1948  
 Hank Lauricella, TB, 1949, 50, 51  
 Dave Griffith, LH, 1953  
 Jim Beutel, BB, 1954, 55  
 David Emory, BB, 1957  
 Gene Gann, BB, 1958, 59, 61  
 Sam Robertson, BB, 1962, 63  
 Mike Price, DB, 1965, 66, WB, 1967, 68  
 Jon Murdic, DB, 1973, 74  
 Gary Hardeman, DB, 1975, 76  
 Greg Gaines, DB, 1977, 78, 79, 80  
 Rick Wilkinson, DB, 1982, 83  
 Eric Swanson, WR, 1984, 85  
 Dirk Borgognone, PK, 1987  
 Greg Burke, KS, 1989, 90  
 Jim Gilliam, KC, 1991  
 Kendrick Jones, WR, 1992,93,94  
 Travis Cozart, RB, 1995  
 Al Wilson, LB, 1996,97,98  
 Troy Fleming, RB, 2000,01,02, .03  
 Ben Greene, DB, 2004  
 Arian Foster, RB, 2005,06,07,08  
 David Oku, RB, 2009,10  
 Nick Branum, DB, 2009,10  
 Jacob Carter, WR, 2011  
 Justin Coleman, DB, 2011,12,13,14  
 Tommy Townsend, P, 2015  
 Carlin Fils-aime, RB, 2016,17  
 Eric Crosby, DL, 2017

## 28

Pryor Bacon, HB, 1937, 38, 39



James 'Jim' Swartzinger, HB, 1940, B, 1941  
 John Martin, C, 1944  
 Jack Wade, B, 1945  
 Joseph Regina, T, 1946  
 Jack Stroud, T, 1947, RT, 1948, LT, 1949, 50  
 Dan Sekanovich, LE, 1951, E, 1952, 53  
 Ford Quillen, BB, 1958, 59  
 Pat Downey, BB, 1961, 62, 63  
 Gary Wright, KS, 1965, 66, 67  
 Wayne Spain, DB, 1968, 69, 70  
 Steve Swafford, DB, 1972  
 Joe DeFillippo, RB, 1974, 75  
 Steve A. Davis, DB, 1976, 77  
 Anthony Hancock, WR, 1979, 80, 81  
 Victor McDaniel, DB, 1983  
 Keith Davis, RB, 1985, 86, 87, 88  
 Tavio Henson, DB, 1989, 90, 91, 92  
 Raymond Austin, DB, 1994, 95, 96  
 Myles Atheron, RB, 1997  
 Dominique Stevenson, LB, 1998, 99  
 Derek Williamson, PK, 2000  
 Dominique Stevenson, LB, 2000, 01  
 Keldrick Williams, RB, 2002  
 David Yancey, RB, 2004  
 Jared Hostetter, DL, 2004  
 Chris Brown, TE, 2005, 06, 07  
 Tauren Poole, RB, 2008, 09, 10, 11  
 Deion Bonner, DB, 2012  
 Lemond Johnson, DB, 2013, 14  
 David Priddy, DB, 2015  
 Will Martinez, WR, 2015, 16  
 Baylen Buchanan, DB, 2016, 17  
 James Christian, RB, 2017

## 29

Alvin Rice, E, 1937  
 William Foster, HB, 1939  
 Maxwell Partin, B, 1941, 45, 46  
 Gene Felty, T, 1947, C, 1948, 49, 50  
 Wayne Watson, C, 1951, LB, 1952  
 Rich Zimmer, DB, 1967  
 Ed Lozzi, FB, 1968  
 Bill McGlothlin, LB, 1970  
 Steve Slack, LB, 1972  
 Russ Rabenstein, DB, 1973, 74, 75  
 Danny Martin, DB, 1977, 78, 79, 80  
 Vince Clark, DB, 1982, 83, 84  
 Vando Davis, DB, 1986, 87, 88, 89  
 Kenneth Campbell, RB, 1990, 91, 92  
 Brent Kilpatrick, WR, 1994  
 Heath Smargiasso, DB, 1995, 96  
 Mikki Allen, DB, 1997, 98, 99  
 O.J. Owens, DB, 2001, 02, 03  
 Brad Blaylock, P, 2001  
 Inquris 'Inky' Johnson, DB, 2005, 06  
 Stephen White, RB, 2009  
 Stephaun Raines, DB, 2009, 10  
 Tom Smith, RB, 2011, 12, 13  
 Evan Berry, DB, 2014, 15, 16, 17  
 Jeremiah Howard, RB, 2017

## 30

Benn McFarlin, G, 1937  
 Harry Ford, E, 1939, HB, 1940  
 Casey Stephenson, B, 1944, 45  
 Bob Stewart, B, 1946, 47  
 Jimmy Cameron, TB, 1948  
 Jody Ellis, TB, 1950  
 Ollie Keller, TB, 1951  
 Tommy Priest, FB, 1954, 55  
 Neyle Sollee, FB, 1957, 58, 59

Pat Canini, FB, 1960, 61, 62, 63  
 Tim Grizzell, FB, 1965  
 Jim Weatherford, WB, 1966, DB, 1967, 68  
 Gordon Turnage, DB, 1970, 71, 72  
 David Parsons, DB, 1974, 75, 76  
 Mike Gaiter, RB, 1977, DE, 1978  
 Junior Reid, DB, 1979, RB, 1980  
 Kenneth 'B.B.' Cooper, RB, 1982, 83, 84  
 Cedric Kline, LB, 1986, 87, 88, 89  
 Marc Jones, RB, 1990  
 Roc Powe, RB, 1991, 92  
 Charlie Garner, RB, 1993  
 Cory Gaines, DB, 1995, 96, 97  
 Andre Lott, DB, 1998, 99, 00, 01  
 Philip Newman, PK, 2003  
 Ryan Fusco, PK, 2004  
 David Holbert, TE, 2005, 06, 07  
 Shane Reveiz, LB, 2009, 10, 11  
 Max Arnold, DB, 2011, 12  
 Alden Hill, TB, 2012, 13  
 Deanthonie Summerhill, RB, 2014  
 Devin Williams, DB, 2014, 15, 16  
 Holden Foster, K, 2015, 16  
 Brent Cimaglia, K, 2017

## 31

Van Kelly, C, 1937  
 James 'Jimmy' Coleman, E, 1938, 39, 40  
 Charles Mitchell, B, 1941, QB, 1942, 46  
 Kennie McRee, G, 1944, 45  
 Tommy Slack, BB, 1948  
 Fred Mason, RG, 1949  
 Charley Stokes, LT, 1950, 51  
 Bernard Ballick, C, 1952  
 Pat Oleksiak, FB, 1954  
 Tommy Bronson, FB, 1955, 56, 57  
 Bill Encinosa, FB, 1958, 59  
 Marty Baracca, FB, 1960, 61  
 Stan Mitchell, FB, 1963, 64, 65  
 Bob Mauriello, FB, 1966, 67  
 David Beckler, OE, 1968  
 Curt Watson, FB, 1969, 70, 71  
 Terry Moore, RB, 1973, 74, 75  
 Rand Willard, LB, 1976  
 Jesse Briggs, RB, 1977, 78  
 Doug Furnas, RB, 1981, 82  
 Jim Dunkin, LB, 1983, 84  
 Jim Aszman, P, 1986  
 Tom Bronson, LB, 1987, 88  
 Rick Brackney, DB, 1989  
 Keith Jeter, RB, 1990, 91, 92  
 Jim Bencik, WR, 1994  
 James Smith, DB, 1995  
 Robert Loudermilk, PK, 1996, 97  
 Jamal Lewis, RB, 1998, 99  
 Gerald Riggs, Jr., RB, 2003, 04  
 Marsalous Johnson, DB, 2006, 07, 08, 09  
 Tino Thomas, DB, 2012, 13  
 Justus Pickett, RB, 2013, 14  
 Nate Renfro, P, 2015  
 Parker Henry, H, 2016, 17  
 Stedman Love, RB, 2016  
 D.J. Henderson, WR, 2017

## 32\*

Joe Wallen, FB, 1937, 38, 39  
**William 'Bill' Nowling, B, 1941, FB, 1940, 42 (\*Retired In Honor)**  
 Carl Smith, FB, 1956, 57, 58  
 Bunny Orr, FB, 1959, 60, 61

Jim Sullivan, FB, 1962, 63, 64  
 Jimmy Glover, DB, 1965, MM, 1966, 67  
 Steve Wold, FB, 1969, 70  
 Paul Careathers, RB, 1972, 73, 74  
 Mike Huskisson, RB, 1975  
 Junior Reid, DB, 1978  
 Hubert Simpson, RB, 1979, 80  
 Mike Moeller, MG, 1983  
 Charles Wilson, RB, 1984, 85, 86, 87

## 33

James Cowan, T, 1937, 38  
 Richard 'Dick' Mulloy, E, 1939, 40, 41  
 William Hillman, HB, 1942  
 Leonard Bellis, E, 1944, 45  
 Bill Hillman, B, 1946  
 Horace 'Bud' Sherrrod, E, 1947, LE, 1948, 49, 50  
 Ray Byrd, FB, 1951, B, 1952, RH, 1953  
 Tom Tracy, FB, 1954  
 Bob Glascott, FB, 1955, 57  
 Jack Nichols, FB, 1960, 61  
 Bruce Mulkey, FB, 1962  
 John Pinkerton, FB, 1964  
 Benny Dalton, DB, 1966, 67, 68, 69  
 Lamar Caldwell, LB, 1970, 71, 72  
 Dan Fair, FB, 1974, 75, 76  
 Gary Moore, RB, 1977, 78, 79  
 John Brown, RB, 1980  
 Johnnie Jones, RB, 1982, 83, 84  
 Keith DeLong, LB, 1985, 86, 87, 88  
 Dewayne Dotson, DE, 1990  
 James Stewart, RB, 1992, 93, 94  
 Derrick Edmonds, DB, 1997, 98, 99  
 Jabari Greer, DB, 2001, 02, 03  
 Jonathan Hefney, DB, 2005, 06, 07  
 Ja'Kouri Williams, RB, 2008  
 Toney Williams, RB, 2009, 10  
 Jaron Toney, TB, 2011  
 LaDarrell McNeil, DB, 2012, 13, 14, 15  
 Maleik Gatewood, DB, 2016, 17  
 Ben Powlas, TE, 2017

## 34

William McCarren, HB, 1937, 38  
 Ike Peel, HB, 1939, 40, B, 1941  
 Mark Major, B, 1944, 45, 46, 47  
 Fred Fogarty, FB, 1949  
 Gary Herrmann, LT, 1951, T, 1952  
 Jack Willis, FB, 1955  
 Sammy Burklow, FB, 1956, 57, 58  
 J.W. Carter, FB, 1959, 60, 61  
 Jerry McKelvy, FB, 1964  
 Lee Mace, FB, 1965  
 Richard Pickens, FB, 1966, 67, 68  
 Anthony Edwards, LB, 1969, DE, 1970, 71  
 Hank Walter, LB, 1972, 73, 74  
 Rand Willard, RB, 1975  
 Dennis Wolfe, DE, 1976, LB, 1977, 78  
 James Berry, RB, 1979, 80, 81  
 Tanner Holloman, RB, 1983  
 Jessie Martin, RB, 1984  
 Reggie Brown, RB, 1985  
 Reggie Cobb, RB, 1988, 89  
 Armondos Fisher, LB, 1991, 92, 93  
 Steven Johnson, DB, 1995, 96, 97, 98  
 Travis Stephens, RB, 1999, 00, 01  
 Jabari Davis, RB, 2002, 03, 04  
 Dorian Davis, LB, 2007  
 Herman Lathers, LB, 2008, 09, 10, 11, 12  
 Jalen Reeves-Maybin, LB, 2013, 14  
 Patrick Toole, PK, 2013

Darrin Kirkland Jr., LB, 2015,16,17  
Malik Elion, WR, 2017

## 35

Robert Sneed, QB, 1937, 38  
Robert Morris, FB, 1939  
Lawrence Zontini, B, 1941, HB, 1942  
John Manning, B, 1944, 45  
George Balitsaris, B, 1946, 47, FB,  
1948

John O'Grady, FB, 1949  
Basil Drake, WB, 1950  
Stan Lis, WB, 1951, B, 1952  
Edd Cantrell, E, 1953  
Jan Craig, FB, 1954, 55  
Hilrey Carr, FB, 1945, 58  
Frank Musgrave, FB, 1962  
Jack Patterson, TB, 1964, FB, 1963,  
65  
Tom Callaway, FB, 1967, 68, MM, 1969  
Sid Witherington, RB, 1972, 73, 74  
Rick Berkhan, RB, 1975  
Nate Sumpter, TB/RB, 1976, 77, 78,  
79

Chuck Coleman, RB, 1981, 82, 83  
William Howard, RB, 1984, 85, 86, 87  
Clemmons McCroskey, RB, 1989, 90  
Cleon Mitchell, RB, 1992,93  
Shawn Johnson, LB, 1996,97,98  
Justin Satterfield, RB, 1999  
Chip Waters, PK, 1999  
Steven Lee, PK, 2000  
Jason Mitchell, LB, 2002,03,04,05  
Ellix Wilson, LB, 2006,07,08  
Robert Nelson, LB, 2009,10,11  
David Page, TE, 2012  
Jaron Toney, DB, 2012,13  
Ryan Ault, P/PK, 2014  
Troy Waites, P, 2014  
MaLeik Gatewood, DB, 2015  
Daniel Bituli, LB, 2016,17  
Taeler Dowdy, RB, 2016,17

## 36

Ed Molinski, G, 1938, 39, 40  
John Francis, T, 1941,46,47  
Dick Jordan, E, 1942  
George Kelly, C, 1944  
Bob Lewis, B, 1945  
Clarence Hewgley, RT, 1948  
Gene Burgin, LG, 1949  
Vic Kolenik, E, 1952  
Lon Herzbrun, FB, 1955  
Bill Gent, FB, 1957  
Ray Dalton, FB, 1962  
Jerry Smith, FB, 1963  
Tim Fell, WB, 1964, MM, 1965  
Lee Mace, TB, 1966  
Don McLeary, FB, 1968, 69, TB, 1970  
Bill Rudder, FB, 1971, 72, 73  
Ricky Davis, DB, 1974, 75  
Kelsey Finch, TB/RB, 1976, 77, 78  
Roger Jordan, RB, 1980, 81  
Pete Panuska, WR, 1983, RB, 1984,  
85, 86  
Mark Fletcher, DB, 1988, 89, 90, 91  
Steve Johnson, P, 1993  
Tory Edge, WR, 1994,95,96  
Michael Traa, DB, 1997  
Maurice 'Buck' Fitzgerald, DB,  
1998,99,00,01  
Dusty Ishii, DB, 2003  
Roshawn Fellows, DB, 2004,05,06

Chad Cunningham, P, 2007  
Anthony Anderson, DB, 2008,09,10,11  
Cody Blanc, WR, 2012  
Ryan Ault, P, 2013  
Gavin Bryant, LB, 2014,15,16  
Grayson Linde, P, 2016,17  
Terrell Bailey, DB, 2017  
Tanner Dobrucky, RB, 2017

## 37

Bowden Wyatt, E, 1936, 37, 38  
Willard Norton, T, 1939  
Clayton Stapleton, G, 1941,46,47  
Ben Huddleston, E, 1942  
Luther Kesterson, T, 1944, 45  
Bill Baker, C, 1948  
Don Bordinger, LG, 1949, RG, 1950, 51  
Ed Thomas, G, 1952  
Lee Mace, WB, 1964  
Ken Scott, WB, 1965  
Jimmy Thomas, DB, 1967, 68, 69  
Conrad Graham, DB, 1970, 71, 72  
Mike Poland, DB, 1973, 74  
Glen Powers, TB, 1976  
Pete Haley, LB, 1977  
Clark Duncan, DB, 1978, 79, 80  
John Brown, RB, 1981  
Bryan Coffey, LB, 1985, 86  
Adam Epstein, PK, 1987, 88  
Carey Baker, RB, 1990  
Jesse Sanders, LB, 1992  
Neal Kerney, RB, 1993,94  
Bo Campbell, RB, 1995  
Peerless Price, WR, 1996,97,98  
Eddie Moore, LB, 2000,01,02  
Ryan Fusco, PK, 2005  
Antonio Gaines, DB,  
2004,05,06,07,08  
Nigel Mitchell-Thornton, LB, 2009,10  
Brian Randolph, DB, 2011,12,13,14,15  
Jayson Sparks, RB, 2014,15,16  
Charles West, DB, 2016  
Holden Foster, PK, 2017

## 38

Delbert Melton, T, 1937, 38  
Robert Broome, G, 1940  
Denny Ledford, T, 1941,45  
Alfred Russas, E, 1942  
Dick Reagen, T, 1944  
Jim Vugrin, G, 1946, 47, RG, 1948,  
LG, 1949  
John Michels, LG, 1950, 51, G, 1952  
Bobby Moore, FB, 1957  
Allen Tansil, DB, 1967  
Tim Townes, DB, 1970, 71, 72  
Al Szawara, FB, 1973, 74, 75, 76  
Donnie Oldham, LB, 1978  
Carlton Armstrong, RB, 1980, 81  
Gino Magdos, LB, 1983  
Eugene McIntyer, DB, 1984, 85  
Mike Via, LB, 1986  
Chris Treece, DB, 1987, 88  
Jeff Tullis, DT, 1990, 91, 92  
Greg Johnson, LB, 1994,95,96  
Bill Hurst, P, 1998  
Roger Alexander, DL, 1999  
Seth Reagen, H/P, 2000,01,02  
Brandon Johnson, DB, 2004  
Ben Greene, DB, 2005  
David Campbell, P, 2007  
Antonio Wardlow, DB, 2006,07  
Cory Eichholtz, WR, 2009

C.J. Fleming, DB, 2008,09,10  
Scott Bubis, FB, 2011  
Justin King, FB/LB, 2012,13,14  
Nikolay Timoshchuk, LB, 2013  
Jay Rochell, WR, 2014,15,16  
D.J. Henderson, DB, 2016  
Grant Frerking, TE, 2017  
Solon Page III, LB, 2017

## 39

George Hunter, E, 1936,37, E, 1938  
Ray Cannon, C, 1939  
Edward Osborne, C, 1940, E, 1941  
Jim Powell, E, 1942  
Caroll Wood, E, 1944, 45, 46  
Charles Flora, E, 1947, RE, 1948, 49,  
50  
Paul Walker, T, 1952  
Bob Williams, T, 1953  
Jim McNamara, MM, 1965  
Ken Scott, MM, 1966  
Don Carpenter, TB, 1969, DB, 1970  
Pike Jones, FB, 1972  
Brian Arquitt, DB, 1973  
Kevin Davis, DE, 1975, 76  
Johnny Watts, SE, 1977  
Bobby Thompson, RB, 1978  
Vernon Phillips, RB, 1981  
Duan Henry, LB, 1983  
Tim Welch, DB, 1984, 85  
Kelly Days, DB, 1987, 88, 89,90  
Randy Jones, DB, 1991  
Jack Jakobik, DB, 1992  
Brad Symonds, DB, 1994  
Larry Binion, P, 1995,96  
Andre James, LB, 1998,99,00,01  
Robert Williams, FB, 2004,05  
Ryan Karl, LB, 2005,06,07  
Grant Jensen, LB, 2011  
Ben Bartholomew, FB,  
2008,09,10,11,12  
Michael Cantwell, LB, 2012,13  
Kendal Vickers, DL, 2013,14,15,16,17  
Alex Jones, PK, 2015,16

## 40

Ralph Eldred, E, 1937, 38  
Webster Hubbell, T, 1939, 40, 41  
Don Shipley, C, 1945  
Dillard Whittier, B, 1946  
Bobby Brengle, B, 1952, TB, 1953, 54  
Al Carter, TB, 1955, 56, 57  
Bobby Finley, TB, 1958, 59  
Jackie Pope, TB, 1960  
Hal Wantland, QB, 1963  
Mike Mondelli, DB, 1965, 66, 67  
Mike Jones, TB, 1968, MM, 1969  
Kevin Milam, TB, 1971  
Ernie Ward, DB, 1973, 74, 75  
Bobby Emmons, FB, 1976, RB, 1977,  
78  
Lyon Fleming, RB 1979  
Bill Bates, DB, 1980, 81, 82  
Lavoisier Fisher, LB, 1983, 84, 85  
Shazzon Bradley, DT, 1988,89, 90, 91  
Chris Harris, DB, 1993  
Billy Ratliff, DL, 1996,97,98,99  
Dustin Colquitt, P, 2001  
Marvin Mitchell, LB, 2003,04,05,06  
Nick Reveiz, LB, 2007  
Jake Storey, LB, 2009  
Chris Cates, WR, 2010,11  
Austin Johnson, FB/LB, 2008,09,10,11

GENERAL

STAFF

PLAYERS

REVIEW

HISTORY

HONORS

VOLMANAC

RECORDS



Raiques Crump, LB, 2012,13  
Alex Ellis, WR/TE, 2012,13  
Dimarya Mixon, DL, 2014,15,16  
Nick Humphrey, LB, 2017

## 41

Marion Perkins, FB, 1937  
Jack Siphers, E, 1938, T, 1939  
Orvid Pauley, T, 1941  
Billy Brooks, B, 1944  
Henry Hampton, G, 1945  
Charles Cummins, E, 1946, 47, LE,  
1948, 49  
Roger Vest, C, 1950, 51, 52  
T.L. Cloar, TB, 1954, 55  
Paul Caver, TB, 1957  
Babe Craig, TB, 1958  
David Shields, TB, 1959  
Jim Derwin, QB, 1963  
John Paty, WB, 1964  
Jim Mondelli, DB, 1965, MM, 1966,  
67,68  
Roger McKinney, DB, 1969, TB, 1970  
Steve Chancey, FB, 1971, 72, 73  
Mark Dunbar, LB, 1974, 75  
Rick Powers, LB, 1976  
Chevette Suttle, DB, 1977, 78, 79, 80  
Tony Miller, DB, 1984  
Bob Garmon, P, 1985, 86, 87  
Reggie Ingram, LB, 1990, 91, 92,93  
Troy Pratt, DB, 1995,96  
Chris Ramseur, LB, 1998,99  
Robert Peace, LB, 2000,01,02,03  
Jared Hostetter, DL, 2005,06  
Dennis Roger, DB, 2008,09  
Sam Edgmon, FB, 2010  
Dontavis Sapp, DB/LB, 2011,12,13  
Elliott Berry, LB, 2014,15,16,17

## 42

Bob Suffridge, G, 1938, 39, 40  
James 'Jim' Meyers, G, 1941, 42,46  
John Chadnock, G, 1944, 45  
Charles Meyer, BB, 1949, 50, 51  
Ronald Gust, B, 1952, E, 1953  
George Wright, TB, 1956, 57, 58  
Jere Disney, TB, 1959  
Bobby Morton, TB, 1961, 62, QB, 1963  
Billy Tomlinson, TB, 1964, 65  
Doug Hanlon, WB, 1967  
Lanny Pearce, TB, 1968, 69  
Robert Lassiter, OE, 1970, WR, 1971,  
72, 73  
Steve White, LB, 1974  
Craig Colquitt, P, 1975  
Thomas Jefferson, RB, 1975  
Val Barksdale, DB, 1978, 79, 80  
Joe Cofer, LB, 1983, DB, 1984  
Wes Rakestraw, LB, 1985  
Roland Poles, RB, 1987, 88, 89, 90  
George Kidd, LB, 1992,93,94,95  
Kevin Foley, RB, 1996  
Eric Westmoreland, LB,  
1997,98,99,00  
Shannon Benton, DB, 2002  
Brad Sharp, FB, 2002  
Daniel Brooks, LB, 2004,05  
LaMarcus Thompson, LB,  
2007,08,09,10  
Charles Karlosky, TE, 2009,10  
Nigel Mitchell-Thornton, LB, 2011  
Derrick Brodus, PK, 2012,13,14  
Charles Folger, TE/DL, 2012,13

Chris Weatherd, LB, 2014,15  
Chip Omer, RB, 2016,17  
Cheyenne Labruzzo, DB, 2017

## 43

Charles Fields, G, 1937  
Henry Noel, G, 1939, 40, 41  
Claude McQuady, G, 1944, 45  
Dick Fulton, G, 1946  
John Gruble, E, 1947, LE, 1948, 49, 50  
Bob Fisher, LT, 1951, T, 1952, 53  
Gene Etter, TB, 1958, 59,60  
Mallon Faircloth, TB, 1961, 62, QB,  
1963  
Harold Stancell, TB, 1964, DB, 1965,  
66  
George Silvey, DB, 1969, FB, 1970,  
TB, 1968, 71  
Mike Gayles, FB, 1974, 75, 76  
Terry Daniels, LB, 1978, RB, 1979, 80,  
DB, 1981  
Sam Henderson, RB, 1983, 84, 85  
Jeff Gibson, LB, 1987  
Scot Sparks, DB, 1988  
Keith Steed, RB, 1989, 90  
Tom Hutton, P, 1992,93,94  
David Leaverton, P/PK, 1997,98,99,00  
Chris Heath, DB, 2002,03,04  
David Yancey, TE, 2005,06  
Roy Olasimbo, RB, 2007  
Ryan Hill, FB, 2008  
Savion Frazier, LB, 2008,09,10  
Martaze Jackson, DL, 2011  
Dakota Summers, TE, 2011,12,13  
Matt Darr, P, 2012,13,14  
Laszlo Toser, PK, 2015,16,17  
Ben Bates, LB, 2015  
Matt Ballard, LB, 2016  
Jake Powers, DB, 2017

## 44

John 'Skeeter' Bailey, HB, 1937, 38  
Kenneth Bales, QB, 1939  
William 'Bill' Meek, HB, 1940, B, 1941,  
QB, 1942  
T.J. Hill, E, 1944  
Ray Stanzak, B, 1945  
Clarence Hewgley, T, 1946  
Bill Ford, C, 1950  
Andy Romeo, TB, 1951  
Jimmy Wade, TB, 1954  
Danny Webb, TB, 1955, 57  
Bill Majors, TB, 1958, 59, 60  
David Shields, TB, 1961  
Wayne Bush, TB, 1962, QB, 1963  
Jerry Smith, TB, 1964, DB, 1965, 66  
Don McLeary, TB, 1967  
Nick Showalter, MM, 1968  
Bobby Majors, TB, 1969, DB, 1970, 71  
Neil Clabo, P, 1972, 73, 74  
Greg Graves, RB, 1975  
Craig Puki, LB, 1976, 77, 78, 79  
Alvin Toles, RB, 1982, LB, 1983, 84  
Mike Kelley, LB, 1986, 87  
Chuck Webb, RB, 1989, 90  
Mario Brunson, RB, 1991, 92,93  
Craig King, LB, 1995,96  
Austin Kemp, LB, 1998,99  
Michael Brewster, RB, 2001  
Omar Gaither, LB, 2003,04,05  
Josh Hawkins, LB, 2008,09  
Sam Thomas, P, 2009, 10  
Maurice Couch, DL, 2011,12,13

Jakob Johnson, LB, 2014, TE,  
2015,16,17  
Ryan Thaxton, DL, 2017

## 45\*

Jack Whitehead, T, 1939  
Joe Newman, G, 1941  
Arthur Brandau, C, 1942  
Russ Dobelstein, T, 1944, 45  
Ronald Schuler, G, 1946  
Ray Elkas, LG, 1948, 49  
Edwin Morgan, WB, 1950, 51, B, 1952  
Roger Urbano, E, 1953  
**Johnny Majors, TB, 1954, 55, 56**  
**(\*Retired In Honor)**  
George Canale, TB, 1960, 61, 62  
Jackie Cotton, QB, 1963  
Ron Jarvis, TB, 1964, 65, FB, 1966, 67  
Marty Shuford, LB, 1969  
Steve Poole, LB, 1973, 74, 75  
Carlton Gunn, LB, 1979  
Carl Zander, LB, 1982, 83, 84  
Darrin Miller, LB, 1986, 87  
Shon Walker, LB, 1988, 89, 90, 91  
Nick Jester, LB, 1993,94,95,96  
Jonathan Sweet, LB, 1998  
Will Bartholomew, FB, 1998,99,00,01  
William Revill, FB, 2002,03  
Cory Anderson, FB, 2005,06  
Kevin Cooper, FB, 2008,09,10  
A.J. Johnson, LB, 2011,12,13,14  
Austin Bolen, FB, 2011,12,13  
Jace Stubbs, FB, 2014

## 46

Douglas Hereford, C, 1937  
Clay Whitehead, E, 1938  
Elwood Powers, E, 1939, 40  
Denver Crawford, T, 1942  
Warren Dickson, B, 1944  
Denver Crawford, T, 1946, 47  
Dave Markloff, WB, 1949, 50  
John 'Tex' Davis, LE, 1951, E, 1952  
Tommy Hall, WB, 1964  
Manley Mixon, LB, 1968, 69, DE, 1970  
David Poley, DE, 1972, 73, 74  
Lyonel Stewart, LB, 1975  
Robert Malone, WB, 1976  
Johnny Chavis, MG, 1977, 78  
Johnny Williams, DT, 1982 MG, 1981,  
83  
Jesse Messimer, LB, 1985, 86  
Stanley Jones, DB, 1987  
Eric Riffer, LB, 1988, 89, 90, 91  
John Emery, DE, 1993,94,95  
Jeremy Fitzgerald, RB, 1996  
Raynoch Thompson, LB, 1997,98,99  
Andrew Crossley, FB, 2003  
Karlton Neal, DL, 2001,02,03,04  
Andre Mathis, DL, 2006,07,08,09  
Channing Fugate, FB, 2010,11,12  
Max Arnold, DB, 2013,14,15  
Logan Cavendar, RB, 2013  
Riley Lovingood, LS, 2015,16,17  
DaJour Maddox, LB, 2016

## 47

Edward Cifers, E, 1937, 38, 39, 40  
Patrick 'Pat' Lenahan, E, 1941, 42  
Don Webber, T, 1945  
Claude Hill, B, 1946, 47, FB, 1948  
Richard 'Dick' Ernsberger, FB, 1949,  
50, 51



Ted Schwanger, FB, 1953  
 Bobby Gordon, TB, 1955, 56, 57  
 Ronnie Mangle, DB, 1966  
 Bobby Patterson, TB, 1967, 68, 69  
 Dave Somerville, WR, 1972, 73  
 Jim Markert, TE, 1974  
 David French, LB, 1974  
 Russ Williams, DB, 1975, 76, 77  
 Lemont Holt Jeffers, LB, 1979, 80,  
 DE, 1981  
 Bob Moorhead, LB, 1982, DB, 1983  
 Greg Amsler, RB, 1987, 88, 89, 90  
 Bill Dilemme, RB, 1991  
 Tim Frost, DB, 1992  
 Tyrone Hines, LB, 1993,94,95,96  
 Matt Blankenship, LB, 1998,99  
 Kurston Biggers, LB, 1998,99,00  
 Steve Mugleston, LB, 2003  
 Dustin Colquitt, P, 2002,03,04  
 Britton Colquitt, P, 2005,06,07,08  
 Jerod Askew, LB, 2009,10  
 Gregory Grieco, LB, 2011  
 Chip Rhome, PK/P, 2010,11  
 John Propst, LB, 2011,12,13  
 Joe Stocstill, TE, 2014,15  
 Landon Knoll, LB, 2015,16,17  
 Joe Doyle, P, 2017

## 48

Melvin Lampley, T, 1937, G, 1938  
 Ralph Johnson, G, 1939  
 James 'Jim' Chadwell, T, 1941, 42  
 Bo Stewart, T, 1944  
 Billy King, B, 1945  
 Paul Gearing, T, 1946, 47, LT, 1948, 49  
 Carl Eschenbach, RE, 1950  
 Dan Butler, LT, 1951, T, 1952, 53  
 Bill Baker, TB, 1966, DB, 1967  
 Ronnie Weir, DB, 1969  
 Danny Jeffries, DB, 1970, 71, 72  
 Rocky Goode, TB, 1973  
 Jim Embry, LB, 1974  
 Carl Velander, LB, 1975, 76  
 Mark Burns, LB, 1980, 81, 82  
 David Walker, LB, 1986, 87, 88  
 J.J. Surlas, DT, 1989, 90, 91, 92  
 Grey Barker, RB, 1995  
 Jeremy Fitzgerald, RB, 1997  
 Jerrod Hayden, LB, 1998  
 Sammy Frogg, P, 1999,00  
 Thomas Stallworth, LB, 2001  
 Sudan Ellington, FB, 2003  
 Cory Anderson, FB, 2004  
 Ellix Wilson, LB, 2005  
 Todd Vinson, RB/P, 2006  
 Adam Myers-White, LB, 2007,08  
 Greg King, LB, 2009,10,11,12,13  
 Ryeon Wedley, FB, 2012  
 Alex Ellis, TE, 2014,15  
 Dajour Maddox, LB, 2015  
 Ja'Quain Blakely, LB, 2016,17

## 49\*

### **Rudy Klarer, G, 1941, 42** (\*Retired in Honor)

Gene Huff, G, 1944  
 Carroll Young, TB, 1956  
 Jim Lowe, TB, 1958  
 Glenn Glass, TB, 1959, 60, 61  
 Larry Watson, TB, 1962  
 Art Galiffa, QB, 1963  
 Bob Mauriello, TB, 1968  
 Johnny Thompson, LB, 1970, 72  
 John Tharpe, LB, 1973, 74

Danny Emery, LB, 1975  
 Rick Berkhan, FB, 1876, RB, 1977  
 Steve Castleman, LB, 1978  
 Dale Schneitman, P, 1979  
 Jake Tillman, LB, 1981  
 Kelly Ziegler, LB, 1984, 85, 86, 87

## 50

Edwin Sellers, C, 1938  
 Don 'Speedy' Edmiston, T, 1939,  
 40, 41  
 Paul Lipscomb, T, 1942  
 Robert Folger, B, 1944  
 Ray Ashley, G, 1945  
 Bob Hicks, C, 1946, 47  
 J.W. Sherrill, WB, 1948, 49, 50  
 Bill Addonizio, RG, 1951  
 Greg Maushart, B, 1952  
 Bubba Howe, C, 1954, 55, 56  
 Bill Gudalis, C, 1958, 59  
 L.T. Helton, C, 1960, 61, 62  
 Frank Emanuel, C, 1963, 64 LB, 1965  
 Paul Naumoff, LB, 1966  
 Steve Wold, DE, 1967  
 Chip Kell, C, 1968, OG, 1969, 70  
 Steve Urubek, C, 1971, 72, 73  
 Andy Spiva, LB, 1974, 75, 76  
 Jeff Polofsky, OG, 1977  
 Danny Spradlin, LB, 1978, 79, 80  
 Jeff McMichael, LB, 1981, 82  
 Johnny Hibbett, OG, 1984, 85, 86  
 Tom Myslinski, OG, 1988, 89, 90, 91  
 Bill Duff, DL, 1994,95,96,97  
 Keyon Whiteside, LB, 1999,00,01,02  
 Nick Wilson, LB, 2004  
 Bill Martin, DS, 2005  
 Josh McNeil, OL, 2006,07,08,09  
 Raiques Crump, LB, 2011  
 Omari Phillips, DL, 2012  
 Corey Vereen, DL, 2013,14,15,16  
 Venzell Boulware, OL, 2015,16  
 Joey Cave, OL, 2017

## 51

Max Steiner, G, 1937, 38, 39, 40  
 Patrick 'Pat' Connelly, G, 1941, 42  
 E.J. Asbury, G, 1944, 45  
 Andrew Settles, E, 1946  
 Bob Patterson, RG, 1951  
 Jerry Moore, C, 1954  
 David Conway, C, 1959  
 Jerry Milchin, C, 1960, 61, 62, 63  
 Steve Ellspermann, C, 1964  
 Charles Iorio, C, 1965  
 Dick Ellis, LB, 1966  
 Mike Bevans, C, 1969, 70  
 Bobby Thomas, C, 1971  
 Mike Demastus, C, 1972, 73, 74, 75  
 Steve Porter, C, 1976, 77, 78  
 Mike Jarrard, C, 1980  
 Reggie McKenzie, LB, 1982, 83, 84  
 T.J. Miles, C, 1986  
 Todd Crutchfield, LB, 1987  
 John Fisher, C, 1988, 89, 90, 91  
 Brent Gibson, OL, 1994,95,96  
 Kevin Gregory, DS, 1998,99  
 Andre Taylor, DI, 2001,02  
 Robert Ayers, DL, 2005  
 Brett Barnes, LB, 2008  
 Vladimir Richard, OL, 2007,08,09  
 John Propst, LB, 2010  
 Kenny Bynum, LB, 2012,13,14,15,16  
 Drew Richmond, OL, 2016,17

## 52

William Leffler, G, 1937  
 Hodges 'Burr' West, T, 1938, 39, 40  
 Eugene Field, G, 1941  
 Joe Steffy, G, 1944  
 Howard O'Neal, C, 1946  
 Dennis Babb, LE, 1949  
 Lawrence Crowson, TB, 1951,52  
 Ray Brann, C, 1956, 57, 58  
 Warren Blankenship, C, 1959, 60, 61  
 Joe DeMelfi, C, 1962  
 Rod Harkleroad, C, 1964, 65, 66  
 Todd Denny, C, 1967  
 Larry Johnston, LB, 1968  
 Jackie Walker, LB, 1969, 70, 71  
 Paul Johnson, C, 1973, 74, 75  
 Lyonel Stewart, LB, 1976, 77, 78  
 Jack Jolley, C, 1979, 80  
 Raleigh McKenzie, C, 1982, 83, 84  
 Milton Gordon, LB, 1986  
 Tony Clemmons, C, 1988, 89  
 Craig Martin, C, 1990, 91  
 Mark Holland, C, 1993,94  
 Mark Ingram, OL, 1995,96  
 Kevin Gregory, DS, 1997  
 Cosey Coleman, OL, 1998,99  
 Brian Word, LB, 2002  
 Rob Smith, OL, 2003,04,05  
 Victor Thomas, DT, 2007,08,09,10  
 Christian Harris, LB, 2011,12,13  
 Joe Henderson, DL, 2014  
 Andrew Butcher, LB, 2015,16  
 Elijah Medford, LS, 2015,16,17  
 Maurese Smith, DL, 2017

## 53

Boyd Clay, T, 1937, 38, 39  
 Leonard Simonetti, T, 1940, 41, 42  
 Mike Paidousis, T, 1944, 45, 46  
 Gene Burgin, G, 1947  
 George Carlovich, RT, 1951, B, 1952  
 Tom Priest, FB, 1953  
 Charles Scholes, C, 1954  
 Dave Stottlemeyer, C, 1955, 56, 57  
 J.W. Ditmore, C, 1958, 59  
 Norbert 'Bert' Ackermann, C, 1962,  
 63, 64  
 Alex Melas, MG, 1965  
 Mitch Mutter, OT, 1966, C, 1967  
 Bruce Jackson, C, 1968  
 Ben Bass, C, 1969  
 Tom Johnson, C, 1970, 71, 72  
 Andy Troxler, LB, 1973  
 Joe Mills, OG, 1974  
 Greg Jones, LB, 1975, 76, 77  
 Mark Rosenbaum, OG, 1978, DE, 1979  
 Glenn Streno, C, 1981, 82, 83  
 Otis Coffey, DT, 1985  
 Mark Jenkins, LB, 1986  
 Carey Bailey, DT, 1988, 89, 90, 91  
 Mark Graves, C, 1993,94  
 Geric Smith, LB, 1995  
 Toby Champion, OL, 1997,98,99,00  
 Cory Anderson, LB, 2003  
 Jerod Mayo, LB, 2005  
 Adam Myers-White, LB, 2006  
 Morgan Cox, DS, 2007,08,09  
 Jake Storey, LB, 2010,11  
 J.R. Carr, LS, 2012,13  
 Justin Thomas, LB, 2013  
 Colton Jumper, LB, 2014,15,16,17  
 Will Bradshaw, LS, 2015



**54**

Bob Fulton, T, 1937  
 Marshall 'Abe' Shires, T, 1938, 39, 40  
 James O'Brien, T, 1941  
 Harry Coleman, E, 1942  
 Raymond Schlieden, E, 1944  
 Bill Grissom, C, 1945  
 Joe Sabol, T, 1946  
 Russ Dobelstein, LT, 1948, LE, 1949  
 Francis Holohan, LT, 1950, RT, 1951, G, 1952  
 Frank Menendez, C, 1963  
 Chuck Iorio, LG, 1964  
 Bob Johnson, DT, 1965, C, 1966, 67  
 David Browne, C, 1968, 69, 70  
 Eddie Wilson, LB, 1971, 72, 73  
 Robert Morton, DE, 1974, 75  
 Rick Powers, LB, 1977, 78  
 Rob Thompson, OT, 1980, C, 1979, 81  
 Dale Jones, LB, 1982, 83, 84, 85, 86  
 Houston Thomas, LB, 1988, 89, 90  
 Rodney Riddick, OT, 1991, 92, 93  
 Diron Robinson, OL, 1995, 96, 97, 98  
 Wesley Holmes, DL, 2002  
 Eric Young, OL, 2004, 05, 06, 07  
 William Brimfield, OL, 2008, 09  
 Isaac Mobley, OL, 2011  
 Jordan Williams, DL, 2011, 12, 13, 14  
 Danny Finch, LS, 2014  
 Ian Dunkin, LB, 2017

**55**

William Sanders, T, 1937  
 Samuel Ray Graves, G, 1939, C, 1940, 41  
 Mason Propps, E, 1942  
 David Bailey, T, 1944  
 Earle Brown, G, 1945  
 George Kelly, C, 1946  
 Frank Trubits, RE, 1950, 51  
 John Miltenis, E, 1952  
 Ronald Meeks, QB, 1953  
 Lamar Leachman, C, 1955  
 Ray Moss, C, 1956, 57, 58, 59  
 Mike Lucci, C, 1960, 61  
 Tom Fisher, C, 1963, LG, 1964, LB, 1965  
 Doug Archibald, LB, 1966  
 Clifton Stewart, OG, 1967  
 Dave Filson, LB, 1968, 69  
 John Nix, LB, 1970  
 Art Reynolds, LB, 1971, 72, 73  
 Mike Overton, C, 1974, 75, 76  
 Craig Cantrell, MG, 1979, LB, 1980, 81  
 Dale Sanderson, C, 1982, 83  
 Bryan Kimbro, LB, 1985, 86, 87, 88  
 Ryan Peterson, DT, 1990, 91, 92, 93  
 Ron Green, DT, 1995, 96, 97, 98  
 Clay Bostic, OL, 1999  
 Terriea Smalls, DL, 2000, 01, 02, 03  
 Jessie Mahelona, DI, 2004, 05  
 Dan Williams, DL, 2006, 07, 08, 09  
 Jacques Smith, DL, 2010, 11, 12, 13  
 Coleman Thomas, OL, 2014, 15, 16, 17  
 Cody Underwood, LB, 2014  
 Quay Picou, DL, 2015, 16, 17

**56**

George 'Bob' Woodruff, T, 1937, 38  
 Earl Brown, G, 1939, 40  
 Charles Wildman, E, 1944, 45, T, 1946, 47

Jim Haslam, RT, 1949, LT, 1950, 51, T, 1952  
 Bill Lanter, C, 1954, 55, 56, 57  
 Buddy King, C, 1958  
 Duke Volmer, C, 1961  
 Taft Hefner, C, 1962  
 Reggie Jellicorse, C, 1964, 65  
 Wayne Smith, C, 1967, 68, LB, 1969  
 Greg Pennekamp, LB, 1970  
 Brian Woods, OT, 1972, 73  
 Mike Rotella, DT, 1974  
 Robert Shaw, C, 1975, 76, 77, 78  
 Tim Rumsey, C, 1980, 81, 82  
 Duan Henry, LB, 1984  
 David Dodd, OG, 1985, 86, 87  
 Chad Goodin, C, 1988, 89  
 Chuck Smith, DE, 1990, 91  
 Chester Ford, DT, 1993  
 Ayan Martin, LB, 1996, 97  
 Thomas Stallworth, LB, 1998  
 Bernard Jackson, DL, 1999, 00, 01  
 Jon Poe, LB, 2003, 04, 05  
 J.R. Carr, LS, 2009  
 Nick Reveiz, LB, 2008, 09, 10  
 Curt Maggitt, LB/DL, 2011, 12, 13, 14, 15  
 Matthew Butler, DL, 2017  
 Riley Locklear, OL, 2017

**57**

Alfred Thomas, G, 1937, 38, 39  
 H.R. Proffitt, G, 1945  
 James Martin, RT, 1948  
 Andy Myers, RT, 1949, 50, 51, G, 1952  
 Dick Disbrow, E, 1953  
 Steve Ellspermann, C, 1965, 66  
 Steve Kiner, LB, 1967, 68, 69  
 Jamie Rotella, LB, 1970, 71, 72  
 Ron McCartney, DE, 1973, 74, 75  
 Terry Anderson, LB, 1977, 78  
 Steve Davis, DE, 1979  
 Curt Singer, OT, 1981, 82, 83  
 Daryle Smith, OT, 1984, 85, 86  
 Brian Spivey, C, 1989, 90, 91, 92  
 Leland Taylor, DT, 1994  
 Chris West, DL, 1996, 97  
 Travis Colston, LB, 1999, 00  
 Ovince Saint Preux, LB, 2002, 03, 04  
 Nick Guess, DS, 2007  
 Gerald Williams, DL, 2008, 09, 10  
 Mack Crowder, OL, 2011, 12, 13, 14, 15  
 Andrew Henry, LS, 2012, 13, 14  
 Nathan Niehaus, OL, 2016, 17

**58**

Bill Luttrell, T, 1938, 39, 40  
 Robert Corry, E, 1941  
 Patrick 'Buddy' Pike, E, 1944, 45, 46  
 Roy 'Looney' Smith, G, 1947, LG, 1948, RG, 1949, LT, 1950  
 Chuck Bender, WB, 1951  
 John McWilliams, G, 1952, T, 1953  
 Joe Roe, C, 1955, 56, 57  
 Tom Husband, C, 1959, 60  
 Art O'Neal, C, 1962, 63  
 Vin Mayes, LG, 1964  
 Jimmy Hahn, MG, 1965, 66, 67, 68  
 Ray Nettles, LB, 1969, 70, 71  
 Mike Rotella, DT, 1972  
 Bobby Kilzer, C, 1973, 74  
 Charlton Webb, C, 1975  
 Donnie Stowers, OT, 1976  
 Dee Reviere, LB, 1977, 78

Steve Knight, OT, 1981 OG, 1982, 83  
 Bob Jenkins, OG, 1984, 85, 86  
 Tim Stafford, C, 1987  
 Todd Kelly, DE, 1989, 90, 91, 92  
 Brandon Ashley, DE, 1994  
 Andrew Large, OL, 1996  
 Darwin Walker, DL, 1997, 98, 99  
 Rashad Moore, DL, 2000, 01, 02  
 James Turner, LB, 2005, 06  
 Donald Langley, DL, 2007, 08  
 Marlon Wables, DL, 2009, 10, 11, 12, 13  
 Owen Williams, DL, 2014, 15  
 Aaron Adams, OL, 2014, 15

**59**

Allen Ramsey, C, 1937  
 Calvin Sexton, G, 1938  
 Eugene Young, G, 1940  
 Andy McCutcheon, T, 1944  
 Chan Caldwell, E, 1945, 46, 47  
 Hazen Kreis, RE, 1949  
 Bob Ball, C, 1951, 52  
 Jack Reynolds, C, 1957  
 Mike Costello, C, 1959  
 Jim Bates, LB, 1965, 66, 67  
 James Woody, MG, 1968  
 Carl Johnson, C, 1969, DT, 1970, DE, 1971, 72  
 Dave Brady, OT, 1974, 75, 76  
 Joe Gibson, C, 1977  
 Alan Lynn, C, 1978, 79  
 David Scandrett, DT, 1981, 82, OLB, 1983  
 Mark Hovanic, DT, 1984, 85, 86, 87  
 Mike Stowell, OG, 1989, 90, 91  
 Sam Pinner, OL, 1994, 95, 96, 97  
 Judd Granzow, LB, 1999  
 Victor McClure, OL, 2001, 02  
 Adam Miles, DS, 2003, 04, 05  
 Nick Guess, DS, 2008, 09, 10, 11  
 Matt Giampapa, LS, 2012, 13, 14, 15  
 Gregory Greico, LB, 2012, 13, 14  
 Jake Yelich, LS, 2016, 17

**60**

Melvin Herring, HB, 1937  
 Wallace Cantrell, E, 1939  
 Ermal Howard, G, 1941  
 Charles Snowden, T, 1942  
 Albert Boehmer, T, 1944  
 Tom Blake, T, 1945  
 Harry Johnson, T, 1946  
 Bill Pearman, T, 1947, RT, 1949, 50, LT, 51  
 Darris McCord, T, 1952, 53  
 Charles Coffey, G, 1954, 55  
 Jack Edgmon, G, 1956  
 Wade Cormany, G, 1957  
 Bob Brown, LG, 1958, 59  
 Larry Richards, RG, 1960, 61, 62  
 Ed Phillips, LG, 1963  
 Robbie Franklin, MG, 1964, 65, OG, 1966  
 Stan Himelsbaugh, OG, 1967  
 John Keller, OT, 1969, OG, 1968, 70  
 Gene Killian, OG, 1971, OT, 1972, 73  
 Ed Sears, OG, 1974  
 Leo Milewicz, OG, 1974  
 Rhea Laws, OT, 1974  
 Steve White, LB, 1975, 76  
 Jim Noonan, MG, 1977, 78, 79, 80  
 Alexander Mills, OG, 1982  
 Tony Williams, DT, 1983, OT, 1984, 85

Dwayne Williamson, DT, 1986  
 Robbin Perry, OT, 1987, 88  
 Jim Fenwick, OG, 1990, 91  
 Ralph Nelson, OG, 1993,94,95  
 Matt Goodin, DL, 1997,98  
 Robert Stolarick, DS, 2000  
 Chavis Smith, OL, 2001,02,03  
 Kirk Swearinger, OL, 2006  
 Carson Anderson, OL, 2008,09,10,11,12  
 Austin Sanders, OL, 2013,14,15,16

## 61\*

**Willis Tucker, C, 1939, 40**  
*(\*Retired in Honor)*

Horace Moore, C, 1944  
 Hal Bridges, G, 1955, 56  
 Wayne Grubb, G, 1957, RG, 1958,  
 59, 60  
 Steve Coleman, RG, 1961  
 Carl Ellis, LG, 1962, RG, 1963  
 Bobby Morel, RG, 1964, MG, 1965, 66  
 Kelley LaCoste, DT, 1967  
 Clifton Stewart, C, 1968  
 Claud Simonton, OG, 1969, DE, 1970  
 Steve Mitchell, OG, 1971, DE, 1972, 73  
 Chris Webster, OT, 1974  
 Scot Farrar, OG, 1974  
 Ralph Bullard, DT, 1975  
 Brent Akin, OG, 1977  
 Chris Bolton, LB, 1979, 80  
 Gordon Roberts, DT, 1985

## 62\*

Mike Balitsaris, E, 1939, 40, 41  
**Clyde Fuson, FB, 1942**  
*(\*Retired in Honor)*

Bill Kincaid, G, 1954, 55, 56  
 Don Schultz, G, 1957, LG, 1958  
 Jack Kile, LG, 1959, 60  
 John Pierson, LG, 1961, 62  
 Robbie Franklin, RG, 1963  
 Bobby Gratz, OG, 1965  
 Alex Melas, MG, 1966  
 Joe Graham OG, 1967  
 Gary Wemlinger, DT, 1968, 69  
 Claud Simonton, DE, 1971, 72  
 Bill Bandemier, LB, 1973, 74  
 Brent Watson, OT, 1975, 76, 77  
 David James, OG, 1980, 81, 82  
 Johnny McAdams, OG, 1983, DT, 1984  
 Nick Zecchino, C, 1987, 88

## 63

Norbert Ackermann, C, 1937, 38, 39, 40  
 E.W. Bundy, B, 1941  
 Bob Dobelstein, G, 1942, 44, 45  
 Tom Brixey, T, 1946, RT, 1948, LT,  
 1949  
 Bobby Neyland, WB, 1950, 51, B,  
 1952, RH, 1953  
 Bruce Burnham, G, 1954, 55, 56  
 Coy Franklin, G, 1957, RG, 1958  
 Joe Foxall, LG, 1959, 60, 61, 62  
 Clay Harkleroad, RG, 1963  
 Mack Gentry, LT, 1964, DT, 1965, 66  
 Ray Eilers, OG, 1967  
 Don Denbo, OG, 1968, 69, 70  
 David Campbell, LB, 1971, DE, 1972,  
 73  
 Roger Higginbotham, DT, 1974, 75  
 Bill Weems, OG, 1976, DT, 1977  
 Jani Trupovnieks, OT, 1978, 79, 80, 81  
 Mike Furnas, OG, 1983

Randy Atchley, OG, 1984  
 Phil Stuart, OT, 1985, 86, 87, 88  
 Rodney Gordon, OT, 1990, 91, 92  
 Jeremy Shadrick, OL, 1996  
 Josh Campbell, DS, 1997  
 Jason Respert, OL, 2001,02,03,04  
 Ell Ash, OL, 2005  
 Adam Gillem, DL, 2007  
 Kevin Revis, OL, 2009,10  
 Evan Volner, OL, 2011  
 J.R. Carr, LS, 2011  
 Adam Eichelberger, OL, 2012  
 Brett Kendrick, OL, 2013,14,15,16,17

## 64

Jim Rike, C, 1937, 38, 39  
 Byron Hutchinson, T, 1940, 41, C, 1942  
 Richard Mullins, G, 1944  
 Jack Carey, E, 1945  
 Phillip Webb, B, 1946  
 Jimmy Hill, BB, 1948, 49, 50  
 Tom Joseph, RE, 1951, E, 1952  
 Jim Ritchey, LG, 1954  
 Lon Herzbrun, G, 1956, 57  
 Don Patterson, RG, 1958, 59, 60  
 Billy Smith, RG, 1961  
 Arnold Pedersen, RG, 1962, LG, 1963  
 Mike Reynolds, LG, 1964  
 Terry Bird, OG, 1965, OT, 1966  
 Jack Reynolds, LB, 1967, 68, 69  
 Bill Emendorfer, DT, 1970, OG, 1971, 72  
 Mike Rotella, OG, 1973  
 Keith Autry, OG, 1974, 75  
 Brad Watts, OT, 1976  
 Charlton Webb, OG, 1977, 78  
 Rory Cunningham, OG, 1979, 80, 81  
 Steve Douglas, DT, 1983, 84, 85  
 Chip Strickland, OG, 1986  
 Kenny Morgan, DT, 1988, 89  
 Mark Needham, DT, 1990  
 Steve White, DE, 1992,93,94,95  
 Scott Wells, OL, 2000,01,02,03  
 Cameron Mayo, OL, 2005  
 Malcom Rawls, OL, 2006  
 James Stone, OL, 2010,11,12,13  
 Ray Raulerson, OL, 2014,15  
 Logan Punch, LS, 2016,17  
 Tommy Spague, OL, 2016

## 65

Bonnie Hodge, HB, 1937  
 Paul Clark, G, 1939  
 Albert 'Al' Rotella, T, 1941, 42, 46, 47  
 John Padgett, T, 1945  
 Bill Elkins, LT, 1948  
 Frank 'Boomer' Boring, RT, 1949,  
 50, 51  
 Tom Hensley, T, 1952, 53  
 Bill Hubbard, LG, 1954  
 Dick Piontkowski, G, 1955  
 Bobby Urbano, G, 1956, 57, RG, 1958  
 Paul Inglett, RG, 1959, LG, 1960, 61  
 Steve DeLong, RG, 1962, 63, 64  
 Ron Molaskey, OG, 1965  
 Charles Rosenfelder, OG, 1966, 67, 68  
 Phillip Fulmer, OG, 1969, 70, 71  
 Larry Satterfield, OT, 1972, 73, 74  
 Glenn Tucker, DT, 1975, 76, 77, 78  
 John Gorence, OT, 1979  
 Mike Furnas, OG, 1981, 82  
 Robby Scott, MG, 1983, 84, 85, 86  
 Patrick Lenoir, OT, 1988, 89, 90, 91  
 Robert Poole, OL, 1994,95,96,97

Dan Stacey, DS, 2000,01  
 Brandon Jefferies, OL, 2003  
 Jacques McClendon, OL,  
 2006,07,08,09  
 Joseph Ayres, DL, 2010,11  
 Jacob Gilliam, OL, 2012,13,14  
 Clay Keaton, OL, 2015

## 66

Emil Hust, E, 1939, 40, 41  
 Royal Price, G, 1942,46, 47  
 Robert 'Bob' Olafson, E, 1944, 45  
 Harold Johnson, LG, 1948, BB, 1950  
 Bill Dukes, LG, 1951  
 Jim Demo, G, 1953  
 Bill Johnson, G, 1955, 56, 57  
 Ken Sadler, RG, 1959  
 Bob Dalton, RG, 1960, 61, 62, 63  
 Sam Robertson, LG, 1964, LB, 1965  
 Rick Marino, MG, 1967, LB, 1966, 68  
 Richard Earl, OT, 1970, 71  
 Lee Hidinger, LB, 1973, 74, 75  
 Brent Akin, OG, 1976  
 Alan Lynn, C, 1977  
 Bill Christian, DT, 1978, 79  
 Severin Anderson, MG, 1980, OG,  
 1981  
 Ronnie Booker, MG, 1982  
 Todd Kirk, C, 1984, 85, 86, 87  
 Martin Williams, DT, 1989  
 James Warren, OT, 1990  
 Jason Layman, OT, 1992,93,94,95  
 Thomas Stallworth, LB, 1999  
 Sean Young, OL, 2001,02,03  
 David Ligon, OL, 2004,05,06  
 Cody Sullins, OL, 2007,08,09  
 Marques Pair, OL, 2011,12,13,14  
 Jack Jones, OL, 2015,16,17

## 67

Clyde Graven, G, 1941  
 Ozzie Meneses, B, 1944  
 Ermal Howard, G, 1945, 46, 47, RG,  
 1948  
 Ted Daffer, RG, 1949, 50, 51  
 Bob Scott, G, 1953, 54, 55  
 Duane Severs, G, 1956  
 Joe Lukowski, G, 1957, LG, 1958, 59  
 Bill Hillis, LG, 1960  
 Ned Sullivan, LG, 1961, 62, 63  
 Clay Harkleroad, RG, 1964  
 Vin Mayes, OG, 1965, 66  
 Tommy Baucom, OT, 1967, OG, 1968,  
 DT, 1969  
 John Wagster, DT, 1970, 71, 72  
 Alan Lee, DT, 1973  
 Mickey Marvin, OG, 1974, 75, 76  
 Phil Sutton, OG, 1977, OT, 1978, 79  
 Chris Wampler, DT, 1980  
 Bill Mayo, OG, 1982, 83, 84  
 Bill Bower, LB, 1985  
 Kevin Simons, OT, 1986, 87, 88  
 Greg Gerardi, OT, 1989  
 Brad Seiber, OG, 1990  
 David Bell, DT, 1991, 92  
 Kevin Mays, OG, 1993, 94  
 Chad Clifton, OL, 1996,97,98,99  
 Chuck Prugh, OL, 2001,02,03,04  
 Cameron Mayo, OL, 2006  
 Minor Bowens, OL, 2009  
 Caleb Leonard, OL, 2010  
 Alan Posey, OL, 2011,12,13  
 Joe Keeler, OL, 2015,16,17

## 68

Carl Hubbuck, G, 1937, 38, T, 1939  
 Owen Lloyd, E, 1940,41, 42  
 Hugh Blessing, E, 1944  
 Hal Cameron, C, 1945  
 Ben Huddleston, C, 1946, E, 1947  
 James Seiber, RE, 1948  
 James Markelonis, RG, 1950  
 Bill Baxter, RG, 1954  
 Andrew 'Bud' McFadden, G, 1955  
 Gale Helton, G, 1957  
 Rick Carver, RG, 1958  
 Ralph Baldini, LG, 1959  
 Bruce Mattox, LG, 1960, 61, 62  
 Bill Cameron, LG, 1963, RT, 1964,  
 DT, 1965  
 Jim McNamara, OG, 1966  
 Dave Filson, OG, 1967  
 Ron Frere, DT, 1969, OT, 1970  
 Steve Cone, OG, 1972, 73, 74  
 Danny Jenkins, DT, 1975, 76, 77  
 Marshal Revis, OG, 1978  
 Mike Jester, OG, 1979  
 Leonard Jackson, MG, 1981  
 Bruce Wilkerson, OT, 1983, 84, 85, 86  
 Larry Smith, OG, 1989, 90  
 Patrick Rhodes, OG, 1993  
 Spencer Riley, OL, 1996,97,98,99  
 Scott Newsome, DS, 2002,03,04  
 Matt McGlothlin, DL, 2006  
 Stephen Darville, 2008  
 Marcus Jackson, OL, 2011,12  
 Benson Napier, OL, 2014  
 Marcus Tatum, OL, 2016, 17

## 69

Allen Chandler, C, 1942  
 Edward Dillingham, G, 1944  
 Vernon Huesser, C, 1946, 47, 48  
 Jerry Morris, RE, 1949, C, 1950, 51  
 Charles Johnson, T, 1952, 53  
 Frank McCroskey, LG, 1954  
 Carson Fraser, G, 1955  
 Tommy Cheek, G, 1957  
 Leon Smartt, LG, 1958, 59, 60  
 Rex Dockery, RG, 1961, 62, 63  
 Jerry McKelvy, OG, 1965  
 Steve Puckett, OG, 1967, 68  
 Rob Frere, OT, 1969, DT, 1970  
 Carl Witherspoon, LB, 1971, 72  
 Leo Milewicz, OG, 1973  
 Joey Bowen, OT, 1974, 75  
 Chris Webster, OG, 1977  
 Mark Love, OT, 1978  
 Johnny Hibbett, C, 1983  
 Mike Rapien, OT, 1987, 88  
 Richie Noe, LB, 1992  
 Ethan Massa, OL, 1998,99  
 Zach Davis, OL, 2001  
 Jeremy Hayes, LB, 2003  
 Ryan West, DS, 2005,06  
 Cory Sullins, OL, 2008,09  
 Allan Carson, DL, 2011,12,13  
 Jay Heins, OL, 2013  
 Jonathan Reynolds, OL, 2014,15  
 Brian Garvey, OL, 2016, 17

## 70

Bernard Gold, FB, 1942  
 Bill Gold, B, 1946  
 Jim Umberger, RG, 1949  
 Tom Twitty, BB, 1950, 51

Ed Chelski, B, 1952  
 Bobby Nail, T, 1955  
 Jim Deakle, T, 1956  
 Jack Stokes, T, 1957, LT, 1958  
 Tony Griffith, LT, 1959  
 Tom Williams, RT, 1960, 61, 62  
 Tom Johnson, RT, 1963  
 Gerald Woods, OG, 1965  
 Steve Carroll, OG, 1968, DT, 1967, 69  
 Mike Johnson, OT, 1970  
 Robert Pulliam, DT, 1972, 73, 74  
 Jeff Walker, OG, 1975, 76  
 Bill Marren, OT, 1977, OG, 1978, 79, 80  
 Todd Upton, DT, 1982, OG, 1983,  
 84, 85  
 Mike Chollman, OG, 1986  
 Charles McRae, OT, 1987, 88, 89, 90  
 Chris Alston, C, 1991, 92  
 Trey Teague, OL, 1994,95,96,97  
 Fred Weary, OL, 1999,00,01  
 Cody Douglas, OPL, 2003,04,05  
 Darius Myers, OL, 2007,08  
 Ja'Wuan James, OL, 2010,11,12,13  
 Ryan Johnson, OL, 2016, 17

## 71

Ronald Bergmeier, B, 1946, 47, WB,  
 1948, 49  
 Don McGuire, LG, 1950  
 John Powell, LG, 1951, G, 1952, 53  
 Darris McCord, RT, 1954  
 Jerry Hurst, T, 1955  
 Howard Jackson, T, 1956, 57, RT, 1958  
 Paul Tilson, RT, 1959  
 Harold Chambers, RT, 1960  
 Dick Husband, LT, 1961  
 Dale Brown, LT, 1962, 63  
 Derrick Weatherford, RT, 1964, DT,  
 1965, 66, 67  
 Steve Robinson, OT, 1968, 69, 70  
 Mike Mohrman, DT, 1972, 73, 74  
 Donnie Stowers, OG, 1975  
 Jim Woolfer, DT, 1975, 76  
 Greg Kapusta, OT, 1977  
 Jay Williams, OT, 1979, OG, 1978, 80  
 Mike Vaccarella, OT, 1981  
 Darrin Miller, LB, 1984, 85  
 Otis Coffey, OT, 1986, 87  
 Rex Hargrove, OG, 1988, 89, 90  
 Bubba Miller, C, 1992,93,94,95  
 Brent Beavers, DL, 1997  
 Reggie Coleman, OL, 1998,99,00,01  
 Steven Jones, OL, 2003,04,05,06,07  
 Dallas Thomas, OL, 2008,09,10,11,12  
 Dylan Wieszman, OL, 2013,14,15,16

## 72

George Cafego, QB/TB, 1937, 38, 39  
 Orvis Milner, B, 1946, 47, BB, 1948  
 Jimmy Hahn, BB, 1949, 50, 51  
 John McWilliams, RT, 1954  
 Frank Kolinsky, T, 1955, 56, 57  
 Stuart Ballengee, RT, 1958, 59  
 J.M. Dittmore, RT, 1960  
 Ed Beard, LT, 1961  
 Bob Watson, LT, 1962  
 John Eller, RT, 1963  
 Joe Graham, LT, 1964, DT, 1965, OT,  
 1966  
 Mike Bevans, DT, 1968  
 Jimmy Moss, OT, 1969  
 David Page, DT, 1972, 73, 74, 75  
 Ralph Bullard, DT, 1976, OT, 1977

Tim Ford, DT, 1978  
 John Matthews, OT, 1980, 81, 82, 83  
 Ray Robinson, C, 1985, 86, 87, 88  
 Chris Schuster, OT, 1989  
 James Wilson, DE, 1990, 91, 92,93  
 Jarvis Reado, OL, 1995,96,97,98  
 Heath Benedict, OL, 2003  
 Albert Toeaina, OL, 2004,05  
 Ramone Johnson, OL, 2007,08  
 Chase Phillips, OL, 2009  
 Zach Fulton, OL, 2010,11,12,13  
 Michael Sawyers, OL, 2014

## 73

Bob Cruikshank, B, 1941  
 Tom Drost, E, 1946, 47, LE, 1948  
 Frank Giles, RT, 1951  
 Charles Rader, T, 1954, 55, 56  
 Johnny Warwick, T, 1957  
 Ken Frost, LT, 1958, 59, 60  
 Dale Brown, RT, 1961  
 Bob Zvolerin, LT, 1962, 63  
 Terry Bird, LG, 1964  
 Gary Melton, OT, 1965, 66, 67  
 Ben Bass, OT, 1968  
 Gaylon Hill, OT, 1970, 71, OG, 1969, 72  
 Greg Phillips, OG, 1973, 74, 75, 76  
 Mike Cunningham, OG, 1977  
 Steve Kluge, OT, 1978  
 Lee North, C, 1979, 80, 81  
 John Bruhin, DT, 1983  
 Joel Farmer, C, 1984, 85  
 Doug Baird, OG, 1987, 88, 89, 90  
 Trey Peterson, OG, 1992,93,94,95  
 Josh Campbell, DS, 1998  
 Will Ofenheusle, OL, 1999,00,01,02  
 Michael Fogg, OL, 2005,06,07  
 Preston Bailey, OL, 2008  
 Brandon Galyon, OL, 2009  
 Chase Phillips, OL, 2010  
 Darin Gooch, OL, 2010,11,12  
 Jashon Robertson, OL, 2014  
 Trey Smith, OL, 2017

## 74

Nick Webber, HB, 1937  
 John Elkins, T, 1946  
 Colin Munro, RT, 1951, T, 1952, 53  
 Jim Smelcher, T, 1955, 56, 57  
 J.C. Schultz, LT, 1958  
 Cliff Marquart, RT, 1959, LT, 1960, 61  
 Joe Falco, LT, 1963, RT, 1962, 64  
 Dick Williams, DT, 1966, 67, 68  
 Lee Coleman, DT, 1969  
 David Beckler, OT, 1970  
 Phil Clabo, DT, 1972, 73, 74, 75  
 Ray Hawkins, DT, 1977  
 Bobby Brooks, DT, 1978  
 Lee Otis Burton, DT, 1979, 80  
 David Moon, OG, 1982, OT, 1983, 84  
 Brian Hunt, MG, 1985, 86, 87  
 Mark Moore, DT, 1988, 89, 90  
 Jeff Smith, OG, 1992,93,94,95  
 Bernard Gooden, OL, 1997,98,99,00  
 Richie Gandy, OL, 2002,03,04,05  
 Jarrod Shaw, OL, 2007,08,09,10  
 Antonio Richardson, OL, 2011,12,13  
 Dontavious Blair, OL, 2014,15  
 K'Rojhn Calbert, OL, 2017

## 75

Thomas Smith, G, 1937, 38, 39  
 David 'Dave' Romine, G, 1940, 41, 42



James 'Jim' Sivert, B, 1946, C, 1948, BB, 1949  
Gene Moeller, FB, 1950, C, 1951, LB, 1952

Charles Scholes, C, 1953  
Dudley Hewette, T, 1954, 55  
Bo Shaffer, T, 1956, 57, LT, 1958  
Charles Baker, RT, 1959, 60  
Dick Evey, RT, 1961, 62, 63  
Carl Ellis, RT, 1964  
John Boynton, OT, 1965, 66, 67  
Butch Frost, OT, 1968  
Tim Persinger, DT, 1969  
Allen Beardman, OT, 1970  
Rob Frere, DT, 1971, 72  
Mike Smith, DT, 1973, 74, 75  
Blane Tidwell, OT, 1976, DT, 1977  
Charles Gillespie, DT, 1979, 80, OG, 1981, OT, 1982  
John Bruhin, OG, 1984, 85, 86, 87  
Randy Hall, OG, 1989  
Bernard Dafney, OT, 1991  
Leslie Ratliffe, OT, 1992,93,94,95  
Mercedes Hamilton, OL, 1996,97,98  
Zach Davis, OL, 2000  
Anthony Herrera, OL, 2000,01,02,03  
Tyler Williams, OL, 2004  
Anthony Parker, OL, 2005,06,07,08  
JerQuari Schofield, OL, 2009,10,11  
Isaac Mobley, OL, 2012  
Marcus Jackson, OL, 2013,14,15  
Jashon Robertson, OL, 2015,16,17

## 76

Jody Fisher, C, 1941, 42  
Dick Webb, B, 1944  
Robert Keesling, LE, 1948  
Bill Jasper, C, 1949, 50, 51  
Charles Coffey, G, 1953  
John Gordy, T, 1954, 55, 56  
Dick Krause, T, 1957, LT, 1958  
Ken Lautzenheiser, LT, 1959  
Paul Tilson, RT, 1961, LT, 1962  
Bill Danychuk, LT, 1963, 64  
Mitch Mutter, DT, 1965  
Jerry Holloway, OT, 1966, 67, 68  
Joe Balthrop, OT, 1969, 70, 71  
Barry Howard, OT, 1972, 73  
Charles Anderson, DE, 1974  
Jesse Turnbow, OT, 1975  
Phil Sutton, OT, 1976  
Don Stowers, OT, 1977  
Mike Jester, OG, 1978  
Doug DeJarnatt, OG, 1979  
David Brown, OG, 1981  
Pat Langdon, OT, 1982  
Harry Galbreath, OG, 1984, 85, 86, 87  
Robert Todd, TE, 1989, 90, 91  
Mark Upton, OT, 1993,94,95  
Gentry Wright, DL, 1997  
Justin Satterfield, DL, 1998  
Paul Monroe, OL, 2001  
Arron Sears, OL, 2004,05,06  
Darris Sawtelle, OL, 2007  
Daniel Hood, OL/DL, 2009,10,11  
John Simcox, OL, 2013  
Chance Hall, OL, 2015,16,17

## 77

Robert 'Bob' Foxx, HB, 1938, 39, 40  
Robert 'Bobby' Cifers, B, 1941, HB, 1942  
Buster Stephens, B, 1944, 45

Harold 'Herky' Payne, TB, 1949, 50, 51  
Pat Oleksiak, B, 1952, LH, 1953  
Bob Williams, T, 1954, 55  
Lebron Shields, T, 1956, 57, RT, 1958, LT, 1959  
Dick Wallace, LT, 1961  
Jim Lowe, LT/RT, 1962, 63, 64, OT, 65  
Billy Dixon, DT, 1966  
Alvah Bible, OT, 1968, 69, 70  
David Shaffer, OT, 1971, 72, 73  
Alan Lee, OG, 1974, 75  
Scott Farrar, OT, 1976, 77  
Tim Daniels, OG, 1979  
Chris Wampler, DT, 1981, MG, 1982  
Richard Cooper, DT, 1984, 85, 86  
David Dodson, DE, 1988, 89  
Greg Gerardi, OT, 1990, 91  
Richard Howard, OG, 1993,94,95  
Josh Tucker, OL, 1997,98,99  
Michael Munoz, OL, 2001,02,03,04  
Cody Pope, OL, 2007,08,09,10  
Kyler Kerbyson, OL, 2011,12,13,14,15  
Devante Brooks, OL, 2016,17

## 78

Harvey Moyer, C, 1946  
Martin Paris, G, 1952  
Jerry DeLuca, T, 1954, 55  
David Vestal, T, 1956  
Roy Seals, T, 1957  
Don Cissell, RT, 1958,59, 60  
Bill Hammond, RT, 1961, 62, 63  
Elliott Gammage, OG, 1966, OT, 1965, 67  
Mike Gooch, OT, 1968  
Bobby Thomas, C, 1969, 70  
Ricky Molck, OT, 1972  
Roger Higginbotham, OT, 1973  
Joe Gallagher, OG, 1974, 75, 76  
Tim Irwin, OT, 1977, 78, 79, 80  
Craig Greer, OT, 1982  
David Douglas, OT, 1984, 85  
Antone Davis, OT, 1987, 88, 89, 90  
James Warren, OT, 1991, 92,93  
Will Newman, OL, 1995,96,97  
Tim Hodges, OL, 1999  
Guillaume Dumont, OL, 2001,02,03  
Ramon Foster, OL, 2005,06,07,08  
Alex Bullard, OL, 2011,12,13  
Charles Mosley, OL, 2014,1516

## 79

Dave Uhlman, B, 1946  
Jack Beeler, B, 1947, TB, 1948  
Phil Secrist, WB, 1949  
Roger Rotroff, WB, 1950, RE, 1951, E, 1952, 53  
John Bobo, RT, 1954  
Ray Cox, T, 1955  
Joe Schaffer, T, 1956, 57, RT, 1958, 59  
Kenny Brown, LT, 1960, 61, 62  
Reggie Jelicorse, LT, 1963  
John Crumbacher, LT, 1964, OT, 1965  
Frank Yanossy, DT, 1966, 67, 68, 69  
Mike Jones, DT, 1970, 71  
Mike Caldwell, OT, 1973, 74, 75  
Jesse Turnbow, DT, 1976, 77  
Mike Mason, DT, 1979  
Dwight Wilson, OG, 1980, 81  
Tony Bartley, OT, 1984  
Eric Still, OG, 1986, 87, 88  
Bill Schoenle, OG, 1990, 91  
Leland Taylor, DT, 1993

Brad Lampley, OL, 1994,95,96,97  
Reggie Ridley, OL, 1999,00,01  
Chris Scott, OL, 2006,07,08,09  
Brock Collier, OL, 2011,12  
Thomas Edwards, OL, 2013,14,15,16

## 80

Kenneth Pruet, B, 1947, WB, 1948, FB, 1949, 50  
Bob Cloninger, C, 1951, 52, 53  
Keith Drummond, E, 1954, 55  
Carl Hannah, E, 1956, 57  
Charles Severance, LE, 1958  
David Duke, LE, 1959  
Jack Watson, RE, 1960  
Glenn Gray, LE, 1963, 64, DE, 1965  
Vic Dinguo, DE, 1967, 68, 69  
Doug Jarboe, OE, 1970, WR, 1972  
Charles Anderson, TE, 1973  
Russ Neal, DE, 1974  
John Behrens, WR, 1975, 76  
Mike E. Cofer, TE, 1979, 80, 81  
Laron Brown, WR, 1983, 84  
Terry Scott, WR, 1985  
Kennard McGuire, WR, 1987  
Anthony Morgan, WR, 1988, 89, 90  
Rodney Ruth, WR, 1992  
Billy Williams, WR, 1993,94  
Greg Kyler, WR, 1995,96  
Eric Parker, WR, 1997,98,99,00,01  
Sudan Ellington, TE, 2002  
Omar Harris, WR, 2003  
Britton Colquitt, P, 2004  
Jeff Cottam, TE, 2006,07,08,09  
Matt Milton, WR, 2010  
Corey Miller, DL, 2011,12,13  
Dylan West, WR, 2011,12,13  
Daniel Helm, TE, 2014  
Eli Wolf, TE, 2015,16,17

## 81

Dave Stevenson, C, 1946  
Pete Wedel, RE, 1951  
Edwin Halliday, T, 1952  
Wayne Gibson, G, 1953  
Bill Spooner, RE, 1954  
Murray Armstrong, E, 1956  
Mike LaSorsa, E, 1957, RE, 1958, LE, 1959, 60  
Whit Canale, LE, 1961, 62  
Ralph Anderson, LE, 1963  
Paul Naumoff, RE, 1964, DE, 1965  
Jim McDonald, DE, 1966, 67, 68  
David Beckler, OE, 1969  
Tim Fitchpatrick, WR, 1972, 73, 74, 75  
Jeff Smith, TE, 1982, 83, 84, 85  
Alvin Harper, WR, 1987, 88, 89, 90  
Dwayne Freeman, WR, 1992  
Benjie Shuler, WR, 1994,95,96,97  
Edward Kendrick, DL, 1999,00  
Tony Brown, WR, 2001,02,03,04  
Josh Briscoe, WR, 2005,06,07,08  
Josh Bigney, WR, 2009  
Mychal Rivera, TE, 2010,11,12  
Johnathon Johnson, WR, 2013,14,15  
Austin Pope, TE, 2016, 17

## 82

Al Russas, E, 1946, 47, RE, 1948  
Grady Gentry, RG, 1950  
Oaka Williams, RE, 1951  
Bill Taylor, E, 1952  
Bruce Burnham, G, 1953



Edd Cantrell, E, 1954,55,56  
 Bobby Overholt, E, 1957, LE, 1958  
 Charles Severance, RE, 1959  
 Ken Breeding, RE, 1960,61  
 Al Tanara, LE, 1962,63, RE, 1964  
 Clifton Stewart, DE, 1966  
 Ken DeLong, OE, 1967,68,69  
 Ken Lambert, DE, 1971,72  
 Mitchell Gravitt, TE, 1973,74  
 Charles Anderson, DE, 1975,76  
 Sam Prater, MG, 1978  
 Robert Jones, WR, 1979  
 Calvin Dickerson, LB, 1981, MG, 1982  
 Daryle Smith, DT, 1983  
 Charles Kimbrough, LB, 1985,86,87  
 Marcus Evans, DT, 1989  
 Charlie Longmire, WR, 1990  
 David Horn, TE, 1992,93,94,95  
 Eric Diogu, TE, 1997,98  
 Marcus Carr, TE, 1999  
 Ryan Boswell, WR, 2001,03  
 Bill Grimes, WR, 2004,05,06  
 Ahmad Paige, WR, 2008  
 Cory Eichholtz, WR, 2011  
 Justin Meredith, TE, 2012,13  
 Joe Stocstill, TE/FB, 2013  
 Ethan Wolf, TE, 2014,15,16,17

## 83

Gaylon Wilson, E, 1946,47  
 Dave Raynolds, C, 1948  
 Stokely Fulton, RG, 1951  
 Bob Zumstein, T, 1952,53  
 Charles Robinson, E, 1954,55  
 Dean Fisher, E, 1956,57  
 Al Sue, LE, 1958,59  
 Jerry Gowdy, LE, 1960,61,62,63  
 Whit Canale, LE, 1964  
 Gary Vituccio, DE, 1965  
 Rusty Kidd, OE, 1966  
 Chick McGeehan, OE, 1968  
 Frank Howell, DE, 1969, DT, 1970,71  
 Jon Burnett, DE, 1973,74  
 John Murphy, TE, 1975,76,77  
 Buck Walker, WR, 1979  
 John Wade, DE/TE, 1980  
 Ricky Holt, DE, 1982, LB, 1983,84  
 Sam Graddy, WR, 1985,86  
 Mark Adams, TE, 1988,89,90,91  
 Nilo Silvan, WR, 1993,94,95  
 Tyrone Graham, DB, 1997,98  
 Courtney Rogers, TE, 2001  
 Victor McClure, TE/FB, 2003,04  
 Todd Campbell, WR, 2007  
 Denarius Moore, WR, 2007  
 Zach Rogers, WR, 2009,10,11,12  
 Cody Blanc, WR, 2013,14,15  
 BJ Bishop, WR, 2016  
 Cooper Melton, WR, 2017

## 84

Norman Meseroll, T, 1946,47, RT, 1948,49  
 Dan Laughlin, LG, 1950, RT, 1951  
 Dick Mayock, T, 1952  
 Roger Urbano, E, 1954,55,56  
 Marvin Phillips, E, 1957, LE, 1958, RE, 1959,60  
 Pat Augustine, RE, 1961,62  
 Austin Denney, RE, 1963, LE, 1964, OE, 1965,66  
 J.B. Merritt, OE, 1967, 68  
 Sonny Leach, TE, 1969,70,71,72

David Love, WR, 1973,74,75  
 Brian Ingram, DE, 1978,79,80,81  
 Bruce Garrett, LB, 1983,84  
 Joey Howard, DT, 1986,87  
 Robert Davis, WR, 1989  
 Chris Benson, WR, 1989  
 Jerry Teel, TE, 1990,91  
 Shane Burton, DT, 1993,94,95  
 Neil Johnson, TE, 1997,98,99,00  
 Jomo Fagan, WR, 2002,03,04  
 Chris Walker, DL, 2008,09,10  
 Brendan Downs, TE, 2011  
 Cordarrelle Patterson, WR, 2012  
 Woody Quinn, TE, 2013,14  
 Adrian Gamble, WR, 2015  
 James Brown, TE, 2017

## 85

Charles Baker, B, 1946, G, 1947, RG, 1948,49  
 Jerry Malach, RG, 1950,51  
 Bob Griesbach, LB, 1952  
 Bill Hubbard, G, 1953  
 Bob Fry, RE, 1954  
 Landon Darty, E, 1955,56,57  
 Cotton Letner, RE, 1958,59,60  
 Buddy Fisher, RE, 1961,62,63  
 Johnny Mills, LE, 1964, OE, 1965,66  
 Dick Ellis, DE, 1967  
 Lester McClain, OE, 1968, WB, 1969,70  
 Emmon Love, WR, 1971,72,73  
 Jim Duvall, TE, 1974, 75,76,77  
 Reggie Harper, TE, 1977,78,79,80  
 Mike Terry, DE, 1981, 82  
 Bill Eichholtz, WR, 1983, 84  
 Jed Dance, LB, 1986, 87  
 John Rollins, RB, 1988  
 Horace Morris, DE, 1990,91,92,93  
 Anthony Hampton, LB, 1995  
 Owen Sullenger, WR, 1996  
 Donte' Stallworth, WR, 1999  
 Eli Jones, WR, 2001  
 Ryan Boswell, WR, 2002  
 Aaron Kirkland, TE, 2003  
 Casey Woods, WR, 2005,06,07  
 Tyler Maples, WR, 2008  
 Todd Campbell, WR, 2009  
 T.J. Marrs, LS, 2010  
 Matt Milton, WR, 2011  
 Brendan Downs, TE, 2012,13,14  
 Thomas Orradre, WR, 2015,16,17

## 86

J.B. Proctor, B, 1946,47, TB, 1948  
 Andy Kozar, FB, 1950,51,52  
 Tom Tracy, FB, 1953  
 Kyle 'Buddy' Cruze, E, 1954,55,56  
 Murray Armstrong, E, 1957, RE, 1958  
 Cotton Letner, RE, 1959  
 Mike Stratton, LE, 1960,61  
 Gerald Woods, RE, 1963, LT, 1964  
 Terry Dalton, OE, 1965,66,67,68  
 Tom Bennett, DE, 1969,70,71  
 Darrell Culver, TE, 1972,73  
 Larry Bowman, TE, 1974,75  
 Mike Jester, TE, 1977  
 Doug Parrish, WR, 1980,81, DB, 1982  
 Pat Langdon, TE, 1983  
 Terry McDaniel, DB, 1984,85,86,87  
 Jerome Taylor, TE, 1988  
 Harlan Davis, WR, 1989,90  
 Cliff Dutton, WR, 1991  
 Todd Williams, C, 1993,94

Dustin Moore, TE, 1995,96  
 Josh Houston, WR, 1999,00  
 Montrell Jones, WR, 2002  
 Brad Cottam, TE, 2004,05,06,07  
 Matt Wegzyn, TE, 2009,10  
 Willie Bohannon, DL, 2008,09,10,11,12  
 A.J. Branisel, TE, 2013,14  
 Andrew Craig, TE, 2016,17

## 87

James Wegman, E, 1946  
 William Clark, RT, 1948  
 Jim Beutel, QB, 1953  
 Bob Hines, LE, 1954  
 Bill Anderson, E, 1955  
 Jid Winstead, E, 1956,57  
 Harry Swilley, LE, 1958,59  
 Kenny Pritchard, RE, 1961,62, LE, 1963  
 Neal McMeans, DE, 1966,67,68  
 James Woody, DE, 1969, LB, 1970  
 Ronnie Wheeler, DE, 1972,73,74,75  
 Kyle Aguillard, DE, 1978, TE, 1977,79  
 Darryal Wilson, WR, 1981,82  
 Joey Clinkscales, WR, 1983,84,85,86  
 Darryll Hardy, LB, 1988,89,90,91  
 John Sartelle, TE, 1993,94,95,96  
 David Martin, WR, 1998,99,00  
 Justin Reed, TE, 2002,03,04,05  
 Quintin Hancock, WR, 2008,09  
 Alex Ellis, WR, 2011  
 Jacob Carter, WR, 2012,13,14  
 Logan Fetzner, WR, 2015,16,17

## 88

Ralph Huneycutt, C, 1946,47,48,49  
 George Carter, LE, 1950  
 Eddie Stowers, RE, 1951  
 Joel Kinley, G, 1952  
 Ron Gust, RE, 1954  
 Eddie Young, E, 1955  
 Tommy Potts, E, 1956,57, RE, 1958  
 John Bill Hudson, LE, 1959,60,61,62  
 Bobby Frazier, LE, 1963, RE, 1964, DE, 1965  
 Nick Showalter, DE, 1966,67  
 Bobby Thomas, OE, 1968  
 Ronnie Drummonds, DE, 1969,70  
 Stan Trott, WR, 1971, 72  
 Jim Richardson, TE, 1973,74  
 Russ Neal, DE, 1975, 76  
 Steve L. Davis, LB, 1977  
 Jeff Moore, WR, 1978  
 Mike Miller, WR, 1979,80,81,82  
 Tim McGee, WR, 1983,84,85  
 Tracy Hayworth, DE, 1987,88,89  
 Jeremy Spivey, LB, 1991,92  
 Cortney Epps, WR, 1994  
 Andy McCullough, WR, 1995,96,97  
 Jermaine Kent, WR, 1998,99,00,01  
 Jake Finlayson, TE, 2003,04,05  
 Kevin Shipley, TE, 2005  
 Luke Stocker, TE, 2007,08,09,10  
 Cameron Clear, TE, 2011  
 Joseph Ayres, TE, 2012,13  
 Alex Bullard, TE, 2012  
 Neiko Creamer, TE, 2014,15  
 Brandon Benedict, DL, 2016,17  
 LaTrell Bumphus, TE, 2017

## 89

Jerry Anderson, RE, 1951  
 Billy Jack Cunningham, B, 1952

Bill Tatum, LE, 1954  
 Dan Wade, E, 1955  
 Bob Kirkpatrick, E, 1956  
 Don Leake, E, 1957, LE, 1958, 59, 60  
 Fred Martin, RE, 1962, 63, 64  
 Mike Gooch, DE, 1966, OE, 1965, 67  
 Gary Kreis, OE, 1968, 69  
 Ricky Molck, OE, 1970  
 Jimmy Allen, DB, 1972  
 Jeff King, DE, 1973  
 Larry Seivers, SE, 1974,75,76  
 Mike Casteel, DE, 1980, DT, 1981,82  
 Tim Hendrix, TE, 1984,85,86  
 John Rollins, TE, 1987  
 Von Reeves, TE, 1988,89,90,91  
 Scott Pfeiffer, TE, 1993,94,95,96  
 Kenny Smith, DL, 1998  
 Will Wilson, TE, 2002  
 Antonio Reynolds, DL,  
 2004,05,06,07  
 Aaron Douglas, TE, 2008  
 Daniel Adderley, TE, 2010  
 Bryant Plumlee, TE, 2012  
 Alex Bullard, TE, 2012  
 Jaylen Miller, DL, 2013,14  
 Greg Tisho, TE, 2013  
 Adrian Gamble, WR, 2014  
 Will Jumper, TE, 2015,16

## 90

Robert 'Bob' Davis, C, 1949,50,51  
 Ray Chapman, C, 1953  
 Dennis Gibson, KS, 1964  
 Butch Wykle, DE, 1965  
 Jeff Gorin, DT, 1967,68  
 Joe Thompson, OE, 1969,70, WR, 1971  
 Charles Campbell, DE, 1972  
 Billy Linville, DE, 1973,74  
 Brad White, DT, 1977,78,79,80  
 John Cook, TE, 1982,83,84  
 Marion Hobby, DE, 1986,87,88,89  
 Lance Nelson, LB, 1990  
 Ben Talley, LB, 1992,93,94  
 Graff Corby, WR, 1996,97  
 Will Overstreet, DL, 1999,00,01  
 Mondre Dickerson, DL, 2002,03  
 Turk McBride, DL, 2005,06  
 Ben Martin, DL, 2007  
 Stephen Fowlkes, DL, 2008,09,10  
 Ben Lehning, TE, 2009,10  
 Stephen Fowlkes, DL, 2011,12  
 Malik Brown, DL, 2013  
 Charles Folger, DL, 2014,15,16

## 91\*

Jim Miner, E, 1946,47, RE, 1948,49  
**Doug Atkins, LE, 1950, 51, T, 1952**  
*(\*Retired In Honor)*  
 Jerry Bishop, C, 1953  
 Stewart Spinks, DE, 1965  
 Gary Kreis, OE, 1967  
 Ronnie Drummonds, DE, 1968  
 Jimmy Young, OE, 1970, WR, 1971,  
 TE, 1972  
 Don Hampton, LB, 1973,74  
 John Behrens, WR, 1974  
 Ed Sears, TE, 1975,76  
 Bret Aitchison, DE, 1980,81,82  
 Eric Melching, TE, 1985  
 Mike Whitehead, MG, 1986,87  
 Jeff Tullis, DE, 1989  
 Tom Fuhler, DT, 1991  
 Brent Gibson, DE, 1993

Jonathan Brown, DL, 1995,96,97  
 Omari Hand, DL, 1999,00,01,02  
 LaRon Harris, DL, 2003,04  
 Robert Ayers, DL, 2006,07,08

## 92\*

Vernon Lyons, LG, 1949,50,51  
 Leonard McKellar, DE, 1965  
 J.B. Merritt, OE, 1966  
 Herman Weaver, KS, 1967,68  
 Stan Trott, OE, 1969,70  
 Terry Russell, KS, 1972  
**Reggie White, DT, 1980, 81, 82, 83**  
*(\*Retired In Honor)*  
 Carlos Reveiz, PK, 1985,86  
 Mark Needham, DT, 1988,89  
 Brian Walker, PK, 1990  
 Shane Bonham, DT, 1992,93  
 Jeff Coleman, DL, 1995,96,97,98  
 Albert Haynesworth, DL, 2000,01  
 Justin Harrell, DL, 2003,04,05,06

## 93

Bob Pollard, G, 1946,47  
 Jimmy Wade, B, 1952, LH, 1953  
 Chick McGeehan, OE, 1965,66  
 Louis Drinka, DT, 1967  
 Allan Jones, OE, 1970  
 Jim Markert, TE, 1975  
 Howard Carter, DT, 1976  
 Mike L. Cofer, DE, 1980, LB, 1981,  
 DE, 1982  
 David Johnson, DT, 1987,88  
 Chris Mims, DE, 1991  
 Jason Epstein, K, 1992  
 Scott Galyon, LB, 1993,94,95  
 Shaun Ellis, DL, 1997,98,99  
 Edward Kendrick, DL, 2001,02  
 Matt McGlothlin, DL, 2003  
 Xavier Mitchell, DL, 2005,06,07  
 Devin Mathis, PK, 2008  
 Montori Hughes, DL, 2009,10  
 Gregory Clark, DL, 2012,13  
 Trevor Daniel, P, 2014,15,16,17

## 94

John Clabo, B, 1946  
 Gene Cochran, LG, 1951  
 Brock Sanders, LH, 1953  
 Mitch McNeece, DT, 1965  
 John Brozowski, DT, 1967,68,69  
 Steve Brauchle, OE, 1970  
 Ron Frere, OT, 1972  
 Jeff King, DE, 1974  
 David Barron, DE, 1975, 76, LB, 1977  
 Johnny McAdams, DE, 1981, 82  
 Arthur Davis, DT, 1984  
 Anthony Howard, DT, 1985  
 Bill Schoenle, DT, 1988, 89, 90  
 Willie Richards, LB, 1992  
 Billy Beron, TE, 1994,95,96,97  
 Ed Butler, TE, 1998,99,00,01  
 Jason Hall, DL, 2003,04,05  
 Wes Brown, DL, 2006,07,08,09  
 Corey Miller, DL, 2010  
 Gregory Clark, DL, 2011  
 Darrington Sentimore, DL, 2012  
 Jason Carr, DL, 2013  
 Tyler Stokes, DL, 2015  
 Mykelle McDaniel, DL, 2016  
 TJ Minnifee, DL, 2017

## 95

Charley Dowdy, B, 1946  
 Dudley Hewette, G, 1953  
 Ed Hudson, DB, 1967  
 Jimmy Cannon, LB, 1968  
 Gordon Ready, OG, 1970  
 Danny Jenkins, DT, 1974  
 Kim Logan, DE, 1975, 76, LB, 1977  
 Steve Kluge, MG/DT, 1980,81,82  
 Fred Bennett, MG, 1984,85,86  
 John McGhee, LB, 1989  
 Antonio Robinson, DE, 1993  
 Chris Hogue, P, 1996  
 Fred Weary, DL, 1998  
 Rashad Moore, DL, 1999  
 Demetris Veal, DL, 2002  
 Tony McDaniel, DL, 2004,05  
 Walter Fisher, DL, 2006,07,08  
 Arthur Jeffery, DL, 2009,10,11  
 Danny O'Brien, DL, 2012,13,14,15,16  
 Kivon Bennett, DL, 2017

## 96

James Seiber, E, 1947  
 Ed Nickla, E, 1952  
 Ken Stansell, DT, 1972, 73  
 Chris Webster, OT, 1975  
 Greeley Kyle, C, 1976  
 Gary Casteel, LB, 1977  
 Steve Davis, LB, 1978  
 Rusty Rennie, DE, 1980  
 Rodney Coates, DE, 1982  
 Tyrone Robinson, LB, 1983,84,85,86  
 Bruce James, LB, 1987  
 Rodney Gordon, DE, 1989  
 Joe Davis, P, 1990  
 Kevin Mays, DT/OT, 1991, 92  
 Jake Finlayson, TE, 1998,99,00,01,02  
 Greg Jones, DL, 2003,04  
 Vladimir Richard, DL, 2006  
 Michael Crain DE, 2007  
 Chad Cunningham, PK/P, 2008,09,10  
 Trevarris Saulsberry, DL,  
 2011,12,13,14,15  
 Joey Cave, DL, 2016

## 97

Hugh Garner, B, 1952, QB, 1953  
 Albert Buck, DE, 1968  
 Gary Mitchell, DT, 1974  
 Scot Farrar, OG, 1975  
 Mike Klarman, DE, 1976  
 Tony West, LB, 1977  
 Tony Simmons, DE, 1981, DT, 1982,  
 83,84  
 Orlando Reyes, DT, 1985,86  
 Shawn Truss, DE, 1988,89,90  
 Robert Todd, TE, 1992  
 Ryan Collins, DE, 1994,95  
 Buck Buxton, DL, 1996,97  
 Joe Reid, DL, 1998,99  
 Kevin Young, DL, 2000,01  
 David Ligon, DL, 2003  
 Chase Nelson, DL, 2007,08,09,10  
 Malik Jackson, DL, 2010, 11  
 Daniel Hood, DL, 2012,13  
 Paul Bain, DL, 2015,16,17  
 George Bullock, PK, 2015

## 98

Bob Ussery, T, 1953  
 Karl Kremser, KS, 1967,68

Jake Lane, DT, 1972  
 Howard Carter, DT, 1973,74,75  
 Chris Webster, OT, 1976  
 Roger Kelley, LB, 1977  
 Rocky McClamroch, DE, 1979  
 Mark Studaway, MG, 1981, DT, 1980,82,83  
 Richard Brown, DT, 1985  
 Brett McBrayer, TE, 1987,88  
 Mike Rapien, TE, 1989,90  
 Cory Stone, DT, 1991,92,93,94  
 Antron Peebles, TE, 1996,97,98  
 John Henderson, DL, 2000,01  
 Parys Haralson, DL, 2003,04,05  
 Demonte' Bolden, DI, 2006,07,08  
 Rae Sykes, DL, 2009,10  
 Daniel McCullers, DL, 2012,13  
 Alexis Johnson, DL, 2016,17

## 99

Ron Ramsey, DE, 1968  
 Bob Kennison, LB, 1970  
 Jim Woofter, LB, 1974  
 David Aaron, K, 1975  
 Kenny Jones, DT, 1979,80, TE, 1981,82  
 Allan King, DT, 1984  
 Anthony Howard, DT, 1986  
 Dwayne Williamson, DT, 1987  
 Kacy Rodgers, DE, 1988,89,90,91  
 Paul Yatkowski, DT, 1992,93  
 Mercedes Hamilton, DT, 1995  
 Eric Brown, LB, 1997  
 DeAngleo Lloyd, DL, 1998,99,00  
 Aubrayo Franklin, DL, 2002  
 Demonte Bolden, DL, 2005  
 J.T. Mapu, DL, 2003,06,07  
 David Harrington, P, 2010  
 Ben Martin, DL, 2008,09,10,11  
 Trent Taylor, DL, 2012  
 Reginald Kahlil McKenzie Jr., DL, 2016,17

**\* Denotes Retired Jersey**

**NOTE:** This All-Time Numerical Roster was compiled using media guide and game program rosters since 1937. Please direct any corrections via email to [athcomm@utk.edu](mailto:athcomm@utk.edu).

# LETTERMEN BY HOMETOWN

## ■ TENNESSEE

### **Alcoa**

Boring, Frank (Boomer), 1949, 50, 51  
 Sykes, Rae, 2010  
 Toney, Jaron, 2012  
 Upton, Todd, 1983, 84  
 Warren, Brandon, 2008  
 Williams, Billy, 1993, 94

### **Andersonville**

Longmire, Charlie, 1990

### **Antioch**

Bituli, Daniel, 2016, 17  
 Coker, LaMarcus, 2006  
 Martin, Justin, 2015, 16, 17  
 McMaken, Troy, 1999 (Service)  
 Sawyers, Michael, 2014

### **Ashland City**

Fields, Brad, 1979 (Service)

### **Athens**

Bradley, Shazzon, 1988, 89, 90, 91  
 Cartwright, Jim, 1958, 59, 60  
 Grubb, Wayne, 1958, 59, 60  
 Heard, Scott, 1984 (Service)  
 Pierce, Phil, 1969, 70, 71  
 Reynolds, Mike, 1964  
 Simpson, Hubert, 1976, 78, 79

### **Bartlett**

Davis, Ronald, 1991, 92, 93, 94

### **Benton**

Clemmer, James H., 1930, 31

### **Bethpage**

Lassiter, Robert, 1970, 72, 73

### **Bluff City**

Combs, Lewis, 1982 (Service)

### **Bolivar**

Nails, Brett, 1985 (Service)  
 Orr, Bunny, 1959, 60, 61

### **Brentwood**

Frost, Ken, 1959, 60  
 Grant, Jason, 1997 (Service)  
 Hurst, Bill, 1998 (Service)  
 Johnson, Ryan, 2017  
 Jones, Steven, 2007  
 Kemp, Austin, 1997, 98  
 Perry, Robbin, 1987  
 West, Ryan, 2004, 05, 06

### **Brighton**

Mosley, Charles, 2015, 16

### **Bristol**

Crowder, Mack, 2013, 14, 15  
 Downs, Brendan, 2011, 12, 13, 14  
 Felty, Gene, 1949, 50  
 Jones, Greg, 1974, 75, 76, 77 (Capt.)  
 Keller, John, 1968, 69, 70  
 Littleford, Hal, 1947, 48, 49 (Capt.)

### **Brownsville**

Hill, Gaylon, 1970, 71, 72  
 Hines, Tyrone, 1994, 95, 96  
 Jones, Wilbert, 1978, 79, 80  
 Thomas, Bobby, 1971  
 Thornton, Matthew, 1989 (Service)

### **Buntny**

Lane, Hunter E., 1919, 20, 21, 22

### **Camden**

McKelvy, Jerry, 1965  
 Rowsey, Thomas, 1975, 76, 77

### **Carthage**

Cole, Jeff, 1983 (Service)

### **Castalian Springs**

Oldham, Donnie, 1977

### **Cedar Hill**

Morris, B. Y., 1922, 23

### **Centerville**

Stephenson, Guy, 1922

### **Chattanooga**

Alley, E. H. (Herc), 1927, 28  
 Bacon, Pryor E., 1938, 39  
 Baker, Charles B., 1960  
 Becksvoort, John, 1991, 92, 93, 94  
 Bolden, Demonte', 2006, 07, 08  
 Bridges, Hal, 1956  
 Campbell, Kenneth, 1990, 91  
 Carroll, Steve, 1967, 68, 69  
 Cloninger, Bob O., 1952, 53  
 Coleman, B.J., 2008  
 Cooper, Kevin, 2008, 09, 10  
 Etter, Gene, 1958, 59, 60  
 Haren, Kyle, 1991  
 Honea, Ken, 1961, 62, 63  
 Huddleston, Ben, 1946, 47  
 Jumper, Tommy, 1950  
 Kelley, Mike, 1986, 87, 88  
 Mayer, Eugene S., 1930, 31 (capt.)  
 McAllester, Sam J., 1903, 4  
 Middlebrooks, Nate, 1986, 87, 88  
 (Capt.)

Miller, Ben, 1944, 45

Moss, Ray, 1956, 57, 58

Nicholson, Jacob H. (Jake), 1920, 21

Riggs Jr., Gerald, 2002, 03, 04, 05

Robertson, Sam, 1963, 64, 65

Shuford, George, 1962

Stansell, Ken, 1972

Steffy, Joe, 1944

Stewart, Bo, 1944

Suh, Eric, 1997 (Service)

White, Reggie, 1980, 81, 82, 83

(Capt.)

### **Christiana**

Rhame, Chip, 2011

### **Church Hill**

Cole, Bill, 1973, 74, 75

### **Clarksville**

Balthrop, Joe, 1969, 70, 71  
 Ditmore, J. M., 1958  
 Galbreath, Harry, 1984, 85, 86, 87  
 (Capt.)

Grizzard, Kenneth, 1921

Hambaugh, P. C. 1915, 16

Powers, Eddy, 1975, 76, 77

Reeves-Maybin, Jalen, 2013, 14, 15,  
 16 (Capt.)

Stephens, Travis, 1997, 98, 00, 01

Tidwell, Blane, 1976

### **Cleveland**

Aszman, Jim, 1986

Beckler, David, 1970

Brown, Fred (Bo), 1923, 24, 25

Chancey, Ralph E., 1946, 47, 48, 49  
 (Capt.)

Dockery, Rex, 1963

Emendorfer, Bill, 1970, 71, 72

Johnson, Bob, 1965, 66, 67 (Capt.)

Johnson, Paul, 1973, 74, 75

Johnson, Tom D., 1970, 71, 72

Jones, Dale, 1983, 84, 85, 86 (Capt.)

McClendon, Jacques, 2006, 07,  
 08, 09

Prigmore, Quincy, 1992, 93, 94, 95

Rakestraw, Wes, 1985

Sanders, Austin, 2014, 16

Scott, Bob, 1953, 54, 55

Still, J. Ralph, 1930, 31

White, Chris, 1983, 84, 85 (Capt.)

Word, Brian, 2002

### **Clinton**

McRae, Charles, 1987, 88, 89, 90

Moore, Terry, 1972, 73, 74, 75

Seivers, Larry, 1974, 75, 76 (Capt.)

### **Coalfield**

Hensley, Steven, 2009 (Service)

### **College Grove**

Morrel, Bobby, 1964, 65, 66

### **Collierville**

Cox, Morgan, 2007, 08, 09

Jones, Kendrick, 1991, 92, 93, 94

### **Columbia**

Derryberry, F. Woodrow, 1935, 36

Derryberry, O. Merton, 1930, 31

Derryberry, W. Everett, 1925, 27

Howell, Frank, 1970, 71

Murphy, David, 1966, 67

Pillow, Ronnie, 1994, 95, 96

Sewell, Tim, 1995, 96, 97, 98

Wantland, Hal, 1963, 64, 65 (Capt.)

Wilson, Will, 2002 (Service)

Woody, James, 1968, 69, 70

### **Cookeville**

McClennon, John, 1982

Sells, Jack, 1983, 84

Smith, Billy, 1961

Wolf, Tyler, 2009, 10

### **Corryton**

Donahue, Ken, 1949, 50

### **Cosby**

Williams, Tyler, 2004 (Service)

### **Cottontown**

Sullins, Cody, 2007, 08, 09

Sullins, Cory, 2008, 09

### **Covington**

Flowers, George 1924

Franklin, John, 1930, 31, 32

Gaines, Antonio, 2004, 05, 06, 08

Poe, Jon, 2003, 04, 05

Simonton, Claud, 1970, 71, 72

### **Cowan**

Austelle, Alfred, 1934

### **Crossville**

Watson, Curt, 1969, 70, 71

### **Cumberland City**

Bayer, S. D., 1913, 14, 15

### **Dayton**

Fitzgerald, Jeremy, 1997

Johnson, David, 1987, 88

Kelly, Andy, 1988, 89, 90, 91

### **Decatur**

Moore, Gary, 1977, 78, 79

Scott, Robby, 1983, 84, 85, 86

Smith, Jeff, 1992, 93, 94, 95

### **Decaturville**

Duncan, Edwin C, 1936, 37, 38

### **Decherd**

Hayworth, Tracy, 1986, 87, 88, 89

### **Dickson**

Daniel Trevor, 2015, 16, 17

Kimbrow, Bryan, 1985, 86, 87, 88

### **Donelson**

Bevans, Mike, 1968, 69, 70

### **Dyersburg**

Fuller, Ben F., 1927, 28, 29

Jeffries, Danny, 1970, 71, 72

Noonan, Jim, 1976, 77, 78, 80 (Capt.)

GENERAL

STAFF

PLAYERS

REVIEW

HISTORY

HONORS

VOLMANAC

RECORDS





Peel, Ike, 1939, 40, 41  
 Rayburn, Virgil H., 1930, 31, 32  
**Elizabethton**  
 Allen, John H., 1929, 30, 31  
 Campbell, Earl, 1950, 51, 52  
 Fair, Dale, 1974  
 Holsclaw, Claude, 1944  
 Jenkins, Danny, 1975, 76, 77 (Capt.)  
 Manning, John, 1944, 45  
 Mills, Johnny, 1964, 65, 66  
 Witten, Jason, 2000, 01, 02  
**Englewood**  
 Goodin, Chad, 1989  
 Goodin, Matt, 1998  
 Watts, Brad, 1976  
**Erwin**  
 Brandt, Frederic (Fritz) P., 1928,  
 29, 30  
 Duncan, Clark, 1977, 78, 80  
 Shull, F. E., 1930, 31, 32  
**Etowah**  
 Robinson, Charles, 1956  
 Ditmore, Frank, 1934, 35  
**Evensville**  
 Robinson, Fred, 1923, 24  
**Farmington**  
 Mayes, J. C., 1908  
**Fayetteville**  
 Blair, Reuben Moore, 1919  
 Cooter, Jim Bob, 2006  
 Cummins, Charles L. Sr., 1919, 21  
 Graham, Joe, 1964, 67  
 Emmons, Bobby, 1976, 77, 78  
 Hatcher, Bill, 1923  
 Sorrells, Frank G. 1913, 14, 15  
 Templeton, Conrad C., 1929, 30  
**Fountain City**  
 Lowe, J. G., 1922, 23, 24 (Capt.) 25  
 (Capt.)  
 Lowe, Theodore 1927  
**Franklin**  
 Bullard, Alex, 2011, 12, 13  
 Campbell, Bo, 1995  
 Campbell, Eric, 2000  
 Chapman, Joey, 1990, 91, 92, 93  
 Cimaglia, Brent, 2017  
 Dalton, Ray, 1962  
 Fleming, Troy, 2000, 01, 02, 03  
 Holt, Laird, 1929, 30, 31  
 Karl, Ryan, 2004, 05, 06, 07  
 McCord, Darris, 1952, 53, 54 (Capt.)  
 Miller, Bubba, 1992, 93, 94, 95  
 (Capt.)  
 Murdic, Jon, 1972, 73, 74  
 Page, David, 1973, 74, 75  
 Parnham, D.C., 1910  
 Ring, J. J., 1906, 09  
 Robinson, Steve, 1968, 69, 70  
 Robison, Charles W., 1916, 19, 20  
 Sullivan, Ned, 1961, 62, 63  
**Gallatin**  
 Alexander, Corey, 2012  
 Bass, Vernon, 1984, 85, 86  
 Brown, Kenny, 1960, 61, 62  
 England, Lee, 1987, 88, 89  
 Gilliam, Jim, 1991  
 Green, Louis A., 1926  
 Malone, Josh, 2014, 15, 16  
 Ransey, Allen C., 1936, 37  
 Woods, Thomas, 1986, 87, 88, 89  
 (Capt.)  
**Gatlinburg**  
 Foley, Kevin, 1996

**Germantown**  
 Bennett, David, 1989, 90, 91, 92  
 Cottam, Brad, 2004, 05, 06, 07  
 Cottam, Jeff, 2006, 07, 08, 09  
 Henderson, John C., 2003, 04  
 Lenoir, Patrick, 1988, 89, 90, 91  
 Ligon, David, 2004, 05, 06  
 Mainous, Beau, 1987, 88  
 Still, Eric, 1986, 87, 88, 89 (Capt.)  
 Stolarick, Robert, 2000  
 Todd, Robert, 1991, 92  
 Vinson, Ian, 2006 (Service)  
 Vinson, Todd, 2006 (Service)  
**Goodlettsville**  
 Dalton, Terry, 1966, 67, 68  
 Martin, Bill, 2005 (Service)  
**Graysville**  
 Messimer, Jesse, 1984  
**Greenback**  
 Kilpatrick, Brent, 1994 (Service)  
**Greeneville**  
 Campbell, L. Roe 1920, 21, 22, 24  
 Coffman, Leonard, 1937, 38, 39  
 Disney, Theodore E. (Ty), 1929,  
 30, 31  
 Moore, Dustin, 1995, 96  
 Noel, Henry W., 1940, 41  
 Rader, Charles, 1954, 55, 56  
 Reviere, Dee, 1976, 77, 78  
 Williams, Dick, 1966, 67, 68 (Capt.)  
**Guild**  
 Brown, Eddie, 1971, 72, 73 (Capt.)  
**Halls**  
 Ellis, J. B., 1931, 32, 33  
**Harriman**  
 Barksdale, Val, 1977, 78, 79, 80  
 Copeland, Jeremaine, 1995, 96,  
 97, 98  
 Wyrick, Charles, 1960, 61  
**Hartsville**  
 Cummins, Charles L. Jr., 1949  
 Dickens, Phil W., 1934, 35, 36  
 Harper, Reggie, 1977, 78, 79, 80  
**Hendersonville**  
 Dotson, Dewayne, 1989, 90  
 Henry, Parker, 2016, 17  
 Hurd, Jalen, 2014, 15  
 Lovingood, Riley, 2016, 17  
 Miles, Adam, 2002, 03, 04, 05  
 Wilhoit, James, 2003, 04, 05, 06  
**Henning**  
 Foster, Ramon, 2005, 06, 07, 08  
 (Capt.)  
**Hermitage**  
 Sanford, Craig, 1997 (Service)  
 Smith, Geric, 1995 (Service)  
**Hixson**  
 Gravitt, Mitchell, 1973  
 McClure, Victor, 2002, 03, 04  
 Smartt, Leon, 1958, 59, 60  
**Humboldt**  
 Atkins, Doug, 1950, 51, 52  
 Barker, Grey, 1995  
 Champion, Toby, 1998, 99  
 Reid, Junior, 1977, 78, 80  
 Rodgers, Kacy, 1988, 89, 90, 91  
 Rosenfelder, Charles, 1966, 67, 68  
 Warmath, Murray, 1932, 33, 34  
**Huntingdon**  
 Blankenship, Warren, 1959, 60, 61  
 Myers, Jason, 1997 (Service)  
 Priest, Tim, 1968, 69, 70 (Capt.)

**Huntland**  
 Majors, John, 1954, 55, 56  
**Inskip**  
 Tarwater, A. B., 1897  
**Jacksboro**  
 Bibee, M. Bert, 1932, 33  
**Jackson**  
 Bowles, Drae, 2013  
 Brooks, Daniel, 2003  
 Giampapa, Matt, 2014, 15  
 Greer, Jabari, 2000, 01, 02, 03  
 Hardegrege, Bo, 2006 (Service)  
 Hatley, Ralph L., 1932, 33, 34 (Capt.)  
 Hayley, Samuel B., 1911, 12, 13 (Capt.)  
 Johnson, Harold, 1948, 49, 50  
 McLeary, Don, 1968, 69, 70  
 Murphy, John, 1975, 76, 77  
 Richardson, Jim, 1973, 74  
 Smith, Trey, 2017  
 Spain, Wayne, 1969, 70  
 Teague, Trey, 1994, 95, 96, 97  
 Thompson, Van, 1939, 40  
 Wilson, Al, 1995, 96, 97, 98 (Capt.)  
**Jasper**  
 Baker, Bill, 1966, 67, 68  
 Beene, L. Phillip, 1928, 29, 30  
 Westmoreland, Eric, 1996, 98, 99,  
 00 (Capt.)  
**Jefferson City**  
 Hudson, John Bill, 1960, 61, 62  
 Jarnagin, F. W., 1899, 1900, 01  
 Spivey, Brian, 1989, 90, 91, 92  
**Jellico**  
 Harkness, W. S. (Bill), 1923, 24, 25,  
 26 (Capt.)  
**Johnson City**  
 Chandler, Allen E., 1942  
 Franklin, Aubrayo, 2001, 02  
 Hickman, Herman, 1929, 30, 31  
 Kever, Wade, 1934  
 Mutter, Mitch, 1967  
 Persinger, Tim, 1969  
 Stuart, Phil, 1985, 86, 87, 88  
**Kingsport**  
 Breeding, Ken, 1960, 61  
 Carr, Marcus, 1999 (Service)  
 Chadwell, James J., 1942  
 Cifers, Ed, 1938, 39, 40  
 Cifers, Robert G., 1941, 42  
 Crawford, Denver, 1942, 46, 47  
 (Capt.)  
 Dingus, Vic, 1967, 68, 69  
 Dodd, Robert Lee (Bobby), 1928,  
 29, 30  
 Edwards, Anthony, 1969, 70, 71  
 Edwards, Thomas, 2015  
 Foreman, Malik, 2013, 14, 15, 16  
 Gaines, Teddy, 1998, 99, 00, 01  
 Hammond, Bill, 1962, 63  
 Harkleroad, Clay, OG, 1964  
 Hug, Paul N. 28, 29, 30  
 Jones, Mike S., 1971  
 Kerney, Neal, 1994 (Service)  
 Nelson, Ralph, 1993  
 Showalter, Nick, 1966, 67, 68  
 Swafford, Devaun, 2013, 14  
 Tritapoe, Phillip, 2008 (Service)  
 White, Steve, 1975  
 Williams, Tony, 1984, 85  
**Kingston**  
 Frogg, Michael, 2006, 07  
 Frogg, Sammy, 2000  
 Hill, Ryan, 2008 (Service)

Houston, Josh, 2000  
 Jackson, Howard, 1956, 57, 58  
 Mays, Kevin, 1991, 92, 93, 94 (Capt.)  
 Plemons, Josh, 2000  
 Wheaton, Lance, 1992, 93, 94  
 Wyatt, Bowden, 1936, 37, 38 (Capt.)  
**Knoxville**  
 Anderson, Anthony, 2009, 10, 11  
 Anderson, Cory, 2003, 04, 05, 06  
 Anderson, Wendell, 1980 (Service)  
 Andridge, Bob (Breezer), 1938, 39, 40  
 Arbo, Billy, 1975, 76, 77, 78  
 Ayres, Joseph, 2010, 11, 13  
 Bailey, Howard H., 1932, 33, 34  
 Baker, Charles F., 1947, 48, 49  
 Banks, Randy, 1990  
 Bates, Bill, 1979, 80, 81, 82  
 Blackstock, William (Bill), 1951  
 Blanc, Cody, 2012, 13, 15  
 Booker, Ronnie, 1982  
 Bourkard, Harrison O., 1934, 35  
 Bowman, Larry, 1974  
 Brackett, H. B. (Deke), 1931, 32, 33  
 Brackney, Rick, 1989 (Service)  
 Brann, Ray O., 1958  
 Bridges, Greg, 1980  
 Broome, W. Lloyd, 1938, 40  
 Brown, Earle W., 1939, 45  
 Bruhin, John, 1985, 86, 87  
 Burgess, Robert 1927  
 Burnett, Jon, 1973  
 Butler, Johnny W., 1939, 40, 41  
 Byrd, Ray , 1951, 52  
 Caldwell, Chan, 1945, 46, 47  
 Campbell, Josh, 1998 (Service)  
 Cantrell, Craig, 1979  
 Chancey, Steve, 1971, 72, 73  
 Clabo, Neil, 1972, 73, 74  
 Clabo, Phil, 1973, 74, 75  
 Claxton, J. O. (Jim), 1932, 33, 34  
 Clinkscales, Joey , 1984, 85, 86 (Capt.)  
 Cobb, Reggie, 1987, 88  
 Cofer, Joe, 1982, 83, 84  
 Cofer, Mike L., 1979, 80, 81, 82 (Capt.)  
 Colquitt, Britton, 2005, 06, 07, 08  
 Colquitt, Craig, 1975, 76, 77  
 Colquitt, Dustin, 2001, 02, 03, 04  
 Colquitt, Jimmy, 1981, 82, 83, 84  
 Cook, John, 1982, 83, 84  
 Cooper, W. C., 1948, 49, 50  
 Corby, Graff, 1996, 97  
 Cross, Roy L., 1942, 45  
 Cruze, Kyle (Buddy), 1955, 56  
 Cunningham, Mike, 1976, 77  
 Davis, Steve L., 1977, 78, 79  
 Deaver, Everett, 1924  
 Drummonds, Ronnie, 1968, 69, 70  
 Edmonds, Oscar, 1944  
 Eichholtz, Cory, 2009  
 Eichholtz, Bill, 1984  
 Elmore, James W., 1925, 26, 27  
 Emory, David, 1957  
 Farmer, Joel, 1983, 84, 85  
 Faust, Hugh D., 1930  
 Fielden, Alan, 1947, 48, 49  
 Fox, D. N., 1904  
 Fox, R. E., 1904  
 Foxx, Bob, 1938, 39, 40  
 Foxx, Frank, 1976, 77, 78  
 Francis, John, 1941, 46, 47

Franklin, Robbie, 1964, 65, 66  
 Gentry, Mack, 1964, 65, 66  
 Gillem, Adam, 2007  
 Gilliam, Jacob, 2014  
 Graves, Samuel Ray, 1940, 41 (Capt.)  
 Grieco, Gregory, 2013  
 Guess, Nick, 2010, 11  
 Harkleroad, Rod, 1966 (Service)  
 Hawkins, David, 1983 (Service)  
 Helton, Todd, 1993, 94  
 Henderson, Joseph Ray (Possum), 1916, 19  
 Hensley, Tom, 1952, 53  
 Hood, Daniel, 2011, 12, 13  
 Howard, Chip, 1971, 72, 73  
 Irwin, Tim, 1978, 79, 80  
 Johnson, Howard, 1926, 27, 28 (Capt.)  
 Johnson, Steven, 1993 (Service)  
 Johnston, James G., 1928, 29  
 Jones, Phillip E., 1923, 24  
 Julian, Jason, 1988, 89, 90, 91  
 Kelly, Todd, Jr., 2014, 15, 16  
 Kendrick, Brett, 2014, 15, 16, 17  
 Kennedy, Edwin M., 1919  
 Kerbyson, Kyler, 2012, 13, 14, 15  
 King, Harry F., 1922, 23, 24  
 King, William B., 1941  
 Kohlhase, Charles E., 1929, 30, 31  
 Lavin, Robert, 1924  
 Ledford, Dennis Marshall, 1941  
 Lindsay, Charles, 1919, 21  
 Logan, J. G., 1899, 1900  
 Lowe, W. O. (Chink) , 1914, 15, 16, 19 (Capt.)  
 Lund, Bob, 1945, 46, 47, 48  
 Luttrell, Bill, 1938, 39, 40  
 Major, Mark, 1944, 45, 46, 47  
 Maples, Talmadge R. (Sheriff), 1931, 32, 33 (Capt.)  
 McCleskey, J. J., 1989, 90, 91, 92 (Capt.)  
 McDonald, Jim, 1966, 67, 68  
 McKenzie, Raleigh, 1982, 83, 84  
 McKenzie, Reggie, 1981, 82, 83, 84  
 McLean, Evan A., 1912, 13, 14, 15 (Capt.)  
 McMichael, Jeff, 1981, 82  
 McPherson, C. L., 1932  
 Milner, Orvis, 1946, 47  
 Mitchell, D. K., 1931  
 Moses, Fred J., 1933, 34, 35  
 Mugleston, Steve, 2003  
 Murriel, Martin, 1977, 78  
 Myers, Andy, 1950, 51, 52  
 Needham, Kenneth L. (Shorty), 1933, 34, 35  
 Nelson, Tony, 1986, 87, 88  
 Newman, Fred, 1939, 40  
 Newman, W. M., 1896, 99, 1900 (Capt.)  
 Neyland, Bob Jr., 1952, 53  
 Overholt, Bobby, 1957  
 Paty, John M., 1962, 63, 64  
 Pickens, Richard, 1966, 67, 68  
 Pickle, Joe , 1983 (Service)  
 Pope, Austin, 2017  
 Price, Jason, 1995, 96  
 Price, Mike, 1966, 67, 68 (Service)  
 Pruett, Kenneth, 1949, 50  
 Reagan, Seth, 2000, 01, 02  
 Reeves, Von, 1988, 89, 90, 91  
 Reveiz, Nick, 2007, 08, 09, 10 (Tri-Capt.)

Reveiz, Shane, 2009, 11  
 Rice, E. B., 1909  
 Rogan, Dennis, 2007, 08, 09  
 Rollins, John, 1987, 88  
 Rudder, David, 1978, 79  
 Sanderson, Ken, 1976, 77, 78  
 Schenk, C. G., 1900  
 Schneitman, Dale, 1978, 79 (Service)  
 Scott, Benson, 1997, 98, 99  
 Severance, Charles, 1959, 60  
 Sexton, Scott, 1994 (Service)  
 Shafer, Bo, 1956, 57, 58  
 Sherrod, Horace (Bud), 1947, 48, 49, 50  
 Slack, Tom, 1948  
 Smith, Boyd M., 1932  
 Smith, Daryle, 1984, 85, 86  
 Smith, Josh, 2013, 15, 16, 17  
 Smith, Roy (Looney), 1947, 48, 49, 50  
 Stancell, Harold, 1964, 65, 66  
 Stephens, Buster, 1944, 45  
 Stewart, Lyonel, 1975, 77, 78  
 Suffridge, Robert (Bob), 1938, 39, 40  
 Townes, Tim, 1970, 71, 72  
 Tucker, Homer, 1988  
 Tucker, Willis, 1940  
 Vaughan, Charles W. (Pug), 1932, 33, 34  
 Venable, Sam A., 1932  
 Walker, David, 1987  
 Walker, Jackie, 1969, 70, 71 (Capt.)  
 Walter, Hank, 1972, 73, 74  
 Warren, Preston, 1987, 88, 89, 90  
 Welch, Tim, 1983, 84, 85  
 West, Hodges (Burr), 1938, 39, 40  
 Widby, Ron, 1964, 65, 66  
 Wilkinson, Rick, 1981, 83  
 Williams, Johnny, 1981, 82, 83  
 Wilson, Nick, 2003  
 Witherspoon, Carl, 1971, 72  
 Young, Bill, 1966, 68, 69 (Capt.)  
 Young, Devrin, 2011, 12, 13, 14  
 Zurcher, Kevin, 1989  
**Lafayette**  
 Glover, Jimmy, 1965, 66, 67  
**LaFollette**  
 Chapman, Ray M., 1953  
 Garner, Hugh, 1952, 53, 54  
 Kincaid, Bill, 1956  
**Lake City**  
 Noe, Richie, 1992  
 Smelcher, Jim, 1955, 56, 57  
**LaVergne**  
 Templeton, Rick, 1995 (Service)  
**Lawrenceburg**  
 Adams, Ralph, 1952  
 Brown, Bob G., 1960  
 Cone, Steve, 1973, 74  
**Lebanon**  
 Stewart, Howard L., 1931, 32, 33  
**Lenoir City**  
 Armstrong, Jack, 1946, 47, 48  
 Burdette, George, 1923, 24, 25  
 Bond, Robert U., 1924  
 Wampler, Chris, 1980, 81, 82  
**Lewisburg**  
 Batey, Jack S., 1924  
 Medley, Aaron, 2014, 15, 16, 17  
 Stocstill, Joe, 2013, 14, 15  
**Lexington**  
 McAdams, Johnny, 1981, 84  
 Herndon, L. Houston, 1927, 28, 29



**Livingston**

Carr, Hilrey, 1956  
Sadler, Ken, 1958, 59  
McKeen, Allyn, 1925, 26, 27

**Lookout Mountain**

Jumper, Colton, 2015, 16, 17

**Loretto**

Augustine, Pat, 1959, 61, 62

**Loudon**

Kline, Cedric, 1986, 87, 88, 89  
Nichols, Jack, 1960, 61

**Louisville**

Stafford, Tim, 1986, 87

**Madisonville**

Franklin, Coy, 1958  
Franklin, Mack, 1951, 52, 53 (Capt.)  
Kefauver, Estes, 1922, 23  
Sloan, Ira, 1920, 21

**Manchester**

Farrar, Scot, 1976, 77

**Martin**

Clifton, Chad, 1996, 97, 98, 99  
(Capt.)

Harrell, Justin, 2003, 04, 05, 06  
Ofenheuse, Will, 1999, 00, 01, 02  
(Capt.)

Vowell, J. Graham, 1914, 15, 16, 21

Vowell, Morris A., 1913, 14, 15, 16  
Vowell, Richie, 1924

**Maryville**

Braswell, James, 1996  
Brodus, Derrick, 2012, 13  
Casteel, Mike, 1980, 81, 82  
Clemmens, Bob B., 1921  
Douglas, Aaron, 2009  
French, D.F., 1900  
Harris, Chris, 1993 (Service)  
Hill, Jimmy, 1948, 49, 50  
Kerr, Andy, 2003 (Service)  
McBrayer, Brett, 1987, 88  
Melton, Gary, 1966, 67  
Prugh, Chuck, 2004  
Satterfield, Larry, 1972, 73, 74  
Sparks, Scott, 1987, 88  
Spradlin, Danny, 1977, 78, 79, 80  
Tilson, Paul, 1959, 61, 62  
Webb, Danny, 1958

**McEwen**

Arnold, Max, 2013  
Baker, Carey, 1990

**McKenzie**

Arnold, Max, 2014, 15

**McMinnville**

Lynn, Alan, 1979  
Martin, Danny, 1979, 80

**Memphis**

Aiken, Malcolm, 1930, 31, 32  
Barnes, William (Billy), 1937, 38, 39  
Bone, William (Bill), 1923, 24  
Bowens, Minor, 2010 (Service)  
Bradford, Jim B., 1919, 20  
Briggs, Jesse, 1977  
Brown, Travis, 1998 (Service)  
Buckingham, Nash, FB, 1901, 02  
(Capt.)  
Caldwell, Lamar, 1970, 71, 72  
Canale, Frank, 1962  
Canale, George, 1960, 61, 62  
Canale, Whit, 1962, 64  
Cannon, Bram, 2008, 09  
Clear, Cameron, 2011  
Cooper, Richard, 1984, 85, 87  
Cotton, Jackie, 1963, 64, 65

Dickerson, Calvin, 1981  
Dickerson, Mondre, 2002, 03  
Dorsey, Richard T., 1932, 33, 34  
Fuller, C. J., 1902, 3

Fulton, Charles, 1965, 66, 67  
Fusco, Ryan, 2005 (Service)  
Harper, Daryl, 1980, 81  
Hidinger, Lee, 1973, 74, 75  
Hogue, Chris, 1996, 97  
Holloway, Jerry, 1967, 68  
Howe, Bubba, 1954, 55, 56  
Hutton, Tom, 1991, 92, 93, 94  
Ingram, Brian, 1977, 78, 79  
Ingram, Reggie, 1990, 91, 92, 93  
Janes, Palmer, 1919, 20, 21  
Johnson, W. C., 1906, 07, 08, 09,  
10 (Capt.)

King, Greg, 2009, 2013

Krouse, Henry W., 1932, 34, 35  
Leake, David, 1963, 64, 65  
Leake, Don, 1958, 59, 60  
Linebarier, Chip, 1976, 77, 78  
Lott, Andre, 1998, 99, 00, 01 (Capt.)  
Loudermilk, Robert, 1999  
Marino, Rick, 1966, 67, 68  
Matthews, John, 1981, 82, 83  
McCabe, Willis, 1919  
McGuire, Kennard, 1986, 87  
McKeen, E. Allyn, 1925, 26, 27  
Milam, Kevin, 1970  
Molck, Ricky, 1971, 72  
Moore, Jeff, 1975, 76, 77, 78  
Moore, Vincent, 1987, 89, 90  
Noel, Tori, 1993, 95, 96, 97

Peoples, Carlton, 1979, 80, 81, 82  
Pinner, Sam, 1996, 97  
Poley, David, 1973, 74  
Pounders, Louis E., 1932, 33, 34  
Powell, Don, 1923

Richmond, Drew, 2016, 17  
Robinson, Antonio, 1993  
Sartelle, John, 1993, 94, 95, 96  
Stone, Cory, 1993, 94  
Studaway, Mark, 1979, 80, 81, 83  
Walker, Chris, 2007, 08, 09, 10  
Ward, Ernie, 1973, 74, 75  
Warren, James, 1992, 93  
Watts, Johnny, 1977, 78, 79  
White, Steve, 1992, 93, 94, 95  
Williams, Dan, 2007, 08, 09  
Wilson, Cedrick, 1997, 98, 99  
Wilson, Ellix, 2004, 06, 07, 08  
(Capt.)

Wilson, Rollin, 1922, 24

**Milan**  
Fields, Earnest, 1988, 89, 90, 91  
(Capt.)  
Fisher, John, 1988, 89, 90, 91 (Capt.)  
Kidd, George, 1992, 93, 94, 95  
McRee, Kenny, 1945  
Smith, Jeff, 1981, 82, 84, 85  
Smith, Larry, 1989  
Via, Mike, 1986 (Service)  
Woods, Gerald, 1963, 64, 65

**Morristown**

Ashford, Patrick, 2014, 15  
Christmas, E. K., 1924  
Gratz, Bobby, 1963, 64, 65  
Hale, Jerronne, 2002 (Service)  
Helton, L. T., 1960, 62  
Jellicorse, Reggie, 1964, 65  
Jones, Frank D., 1926  
Sanders, Randy, 1985, 86, 87, 88

Spoone, Bill, 1953  
Stewart, James, 1991, 92, 93, 94  
Wemlinger, Gary, 1969

**Mt. Juliet**

Hibbett, Johnny, 1983, 84, 85, 86  
Pafford, R. W., 1904, 05

**Mt. Pleasant**

Powell, John, 1951, 52, 53

**Mumford**

Jones, Johnnie, 1982, 83, 84 (Capt.)  
Witherington, Sid, 1973

**Murfreesboro**

Allen, Mikki, 1996, 97, 98, 99  
Carter, Howard, 1976 (Service)  
Demastus, Mike, 1974, 75 (Service)  
Griffin, Gerald, 1996, 97, 98, 99  
Hayes, Joe Black, 1936, 36, 37  
(Capt.)

Hughes, Montori, 2009, 10

Jennings, Jauan, 2015, 16  
Jones, Jack, 2015, 16, 17  
Locke, Eric, 2000  
Morton, Bobby, 1962, 63  
Parsons, David, 1974, 75, 76  
Peebles, Antron, 1996, 97, 98  
Trecee, Chris, 1987

**Nashville**

Amonette, Jason, 1993 (Service)  
Armstrong, Carlton, 1979, 80, 81  
Barnett, Derek, 2014, 15, 16  
Bartholomew, Ben, 2008, 09, 11, 12  
Bartholomew, Will, 1998, 99, 00, 01  
(Capt.)

Bass, Ben, 1969

Baucom, Tom, 1967, 68, 69  
Biggers, Kurston, 1999  
Brown, Herbert T., 1928, 29, 30  
Bush, Wayne, 1962, 63  
Campbell, David, 1971, 72, 73  
Carter, Jacob, 2012, 13, 14  
Carter, Tony, 1984 (Service)  
Carter, Vince, 1984, 85, 86  
Chandler, Ty, 2017  
Davis, Keith, 1985, 86, 87, 88  
Decker, James Quinn, 1928, 29, 30  
Denney, Austin, 1965, 66 (Capt.)  
Disspayne, Elmer, 1939  
Dudley, Bubba, 1969  
Filson, Dave, 1968, 69  
Fisher, Lavoisier, 1982, 83, 84, 85  
Fisher, Walter, 2006, 07, 08  
Fitzgerald, Maurice (Buck), 1998,  
99, 00, 01

Fleming, Cory, 1990, 91, 92, 93  
(Capt.)

Foxall, Joe, 1960, 61, 62

Frank, Milton, 1931, 32, 33  
Gaines, Greg, 1978, 80  
Gaylor, Jim, 1975, 76, 77  
Goodrich, Guinn B., 1932, 33  
Gordon, Eric, 2010, 11, 12  
Gordy, John, 1954, 55, 56 (Capt.)  
Hackman, J. S. (Buddy), 1928, 29, 30  
Henderson, John N., 1999, 00, 01  
(Capt.)

Hill, Claude, 1946, 47, 48  
Holbert, David, 2004, 05, 06, 08  
(Service)

Husband, Tom, 1958, 60

Ingram, Phil, 1978, 79  
Jackson, Theo, 2017  
Jakobik, Jack, 1991, 92  
Johnson, Greg, 1993, 94, 95, 96

Johnson, Neil, 1998, 99, 00  
 Jones, Kenny, 1978, 79, 81, 82  
 Jones, Mike E., 1967, 68, 69  
 Jones, Sam W., 1923, 24, 26  
 Lowe, Wes, 1989  
 Lynch, Brian 1997, (Service)  
 Maxwell, Jim, 1970, 71  
 McClain, Lester, 1968, 69, 70  
 Miller, Jim, 1983, 84, 85, 86  
 Mixon, Manley, 1968, 69, 70  
 Mondelli, Jim, 1967, 68  
 Patterson, Bobby, 1967, 69  
 Patterson, Jack, 1963, 64, 65  
 Phillips, Kyle, 2015, 16, 17  
 Phillips, Mose, 1991, 92, 93, 94  
 Poe, Matt , 1994 (Service)  
 Powell, Jeff, 1985  
 Proctor, J. B., 1946, 47, 48  
 Richardson, Antonio, 2011, 12, 13  
 Ridley, Reggie, 2001 (Service)  
 Robertson, Jashon, 2014, 15, 16, 17  
 Robinson, Tom, 1923, 24, 25  
 Rogers, Austin, 2007, 08, 09  
 (Service)  
 Rogers, Zach, 2009, 10, 11, 12  
 Saunders, W. Raymond, 1929, 30, 31  
 Silvey, George, 1968, 70, 71  
 Smith, Wayne, 1968, 69  
 Sneed, W. Bush, 1923  
 Spivey, Jeremy, 1992  
 Stacey, Dan, 2000, 01  
 Stone, James, 2010, 11, 12, 13  
 Talbot, Joe, 1923  
 Tomlinson, Billy, 1963, 64, 65  
 Waddell, Ken, 1959, 60  
 Wade, John, 1979  
 Williams, Jay, 1977, 78, 79, 80  
**Newcomb**  
 Sharp, Brad, 2003 (Service)  
**New Market**  
 Huff, Avery, 1980  
 Riley, Spencer, 1996, 97, 98, 99  
 (Capt.)  
**Newport**  
 Henry, Duan, 1982  
 Martin, Craig, 1990, 91  
**Niota**  
 Thompson, Johnny, 1970, 72  
**Norris**  
 Duncan, Alan, 1978, 79, 80  
**Oak Grove**  
 Fairfield, C. D., 1897  
**Oak Ridge**  
 Colquitt, Jerry, 1991, 92, 93, 94  
 Griffith, Dave, 1952, 53  
 Grubb, Jim, 1956, 57  
 Higginbotham, Roger, 1974  
 Lanter, Bill, 1956, 57  
 Lee, Alan, 1974  
 Love, Emmon, 1971, 72, 73  
 Pope, Jackie, 1960  
 Richards, Larry, 1960, 61, 62  
 Shaffer, David, 1971, 72, 73  
 Stephens, Don, 1958  
 Summers, Shawn, 1992, 93, 94, 95  
 Walker, Jeff, 1975  
**Old Hickory**  
 Clay, Boyd, 1937, 38, 39  
**Oliver Springs**  
 Kreis, Gary, 1967, 68, 69  
**Ooltewah**  
 Smith, Jacques, 2010, 11, 12, 13

**Paris**  
 Humphreys, Cecil C. (Sonny), 1933,  
 34, 35  
 Scholes, Charles, 1954  
 Smith, Gordon E., 1931, 32, 33  
 Teague, Marsalis, 2009, 10, 11, 12  
**Perryville**  
 Striegel, Roy B. (Pap), 1919, 20, 21,  
 22 (Capt.)  
**Philadelphia**  
 Wilkerson, Bruce, 1983, 84, 85, 86  
 (Capt.)  
**Pikeville**  
 Boynton, John, 1965, 66, 67  
 Thomas, Houston, 1987, 88, 89  
**Portland**  
 Baileyl, John (Skeeter) W., 1938  
 McGlothlin, Bill, 1970, 71, 72  
 Wallen, Joe, 1936, 38, 39  
**Powell**  
 Drummer, Tyler, 2012, 13  
**Powell Station**  
 Dougherty, Nathan W., 1906, 07, 08,  
 09 (Capt.)  
**Pulaski**  
 Abernathy, George T., 1926, 27  
 Aymett, Julian, 1902, 03  
 Denbo, Don, 1968, 69, 70  
 Edgmon, Sam, 2009  
 Gordon, Bobby, 1955, 56, 57  
 Redding, Jack, 1944  
**Rockford**  
 Emert, Justin, 1998 (Service)  
**Rockwood**  
 Baker, W. G., 1906, 07, 08  
**Rogersville**  
 Winstead, Jid, 1956  
**Sale Creek**  
 Holland, Mark, 1992, 93, 94  
**Savannah**  
 Barnhill, John, 1925, 26, 27 (Capt.)  
 Bumphus, LaTrell, 2017  
 Kerr, R. V., 1911, 12, 13, 14  
 Thompson, Joe, 1969, 70, 71  
**Selmer**  
 Finlayson, Jake, 2002, 03, 05  
 Finlayson, John, 1998, 99, 00, 01  
**Sevierville**  
 Cox, William G., 1929, 31  
 Layman, Jason, 1992, 93, 94, 95  
 (Capt.)  
 Mathews, Joey, 1999, 00, 01  
 McCroskey, Frank, 1952, 53  
**Sewanee**  
 Majors, Bill, 1958, 59, 60  
 Majors, Bobby, 1969, 70, 71  
**Seymour**  
 Atchley, Randy, 1984 (Service)  
 Galyon, Scott, 1992, 93, 94, 95  
 (Capt.)  
**Shelbyville**  
 Coffey, Charles, 1953, 54, 55  
 Gleeves, Bob, 1956  
 McCroskey, Clemmons, 1989, 90  
 Palmer, Edwin C., 1933, 34, 35  
 (Capt.)  
 Shofner, Austin C., 1936  
**Signal Mountain**  
 Sullivan, Jimmy, 1962, 64  
**Smyrna**  
 Johnson, Marsalous, 2006, 07, 08,  
 09  
 Wilks, Rod, 2009, 11, 12

**Soddy Daisy**  
 Upton, Mark, 1993  
**Somerville**  
 Armstrong, Murray, 1956, 57, 58  
 Bennett, Tom L., 1969, 70, 71  
 Rike, Jim, 1938, 39  
**South Pittsburg**  
 Dietzen, Walter N., 1919, 20, 21  
 Moore, Eddie, 1999, 00, 01, 02  
 (Capt.)  
 Neff, Herbert Artie, 1922, 23, 24, 25  
 Phillips, Jimmie R., 1920, 22  
 Smith, Kenny, 1997  
**Sparta**  
 Cantrell, Edd M., 1953, 54, 55, 56  
 Johnson, Bill, 1955, 56, 57 (Capt.)  
 Little, Joseph P. (Joe), 1936, 37, 38  
 Mitchell, Stan, 1963, 64, 65  
 Mitchell, Steve, 1971, 72, 73  
**Spring City**  
 Benton, Charles, 1983, 84, 85, 86  
 Brengle, Bobby, 1952, 53, 54  
 Douglas, David, 1984, 85  
 Douglas, Steve, 1983, 84  
 Gillespie, Charles, 1979, 82  
**Spring Hill**  
 Gaulden, Rashaan, 2014, 16, 17  
 Peery, Arnall, 1906, 07, 08, 09  
 Wells, Scott, 2000, 01, 02, 03 (Capt.)  
 Wharton, Vic, 2014  
**Sweetwater**  
 Cleveland, Terence, 1986, 87, 88, 89  
 Cozart, Joe, 1981, 82  
 Kile, Jack, 1959  
 Vick, Warren, 1941  
**Talbott**  
 Crossley, Andrew, 2003 (Service)  
**Tellico Plains**  
 Phillips, Ed, 1963  
 Stratton, Mike, 1959, 60, 61  
**Ten Mile**  
 Letner, Cotton, 1958, 59, 60  
**Trenton**  
 Long, R. A., 1942, 45, 46  
**Tullahoma**  
 Anderson, Malcolm S., 1932, 33, 34  
 Brixey, Tom, 1948, 49  
 Campbell, M. R., 1896, 99  
 Duvall, Jim, 1975, 76, 77  
 Ellis, Dick, 1967  
**Tusculum**  
 Doak, Alf, 1920  
**Union City**  
 Adkins, Stockton, 1955, 56, 57  
 Jernigan, Tom, 1967, 68  
 Phillips, Marvin, 1958, 59, 60  
**Walland**  
 Dalton, Benny, 1968, 69  
 Dalton, Bob, 1961, 62, 63  
**Waverly**  
 Baird, Doug, 1987, 88, 89, 90  
**Waynesboro**  
 McClain, Hubert, 1961  
**White Bluff**  
 Williams, Robert, 2005 (Service)  
**Winchester**  
 Fulmer, Phillip, 1969, 70, 71  
 Hall, Jeff, 1995, 96, 97, 98 (Capt.)  
 Rudder, Bill, 1971, 72, 73  
**Woodbury**  
 Robinson, Ray, 1985, 86, 87, 88





## ■ ALABAMA

**Anniston**

Blair, Dontavius, 2015

**Athens**

Brown, Wes, 2006, 07, 08, 09

**Birmingham**

Anderson, Carson, 2012

Browne, David, 1968, 69, 70

Caldwell, Mike, 1972, 73, 74

Crump, Raiques, 2010, 11, 12, 13

Garmon, Bob, 1985, 86, 87

Logan, Kim, 1975, 76, 77

Meek, Bill, 1940, 41, 42

Poole, Robert, 1994, 95, 96, 97

Sutton, Phil, 1978, 79

**Bridgeport**

Robinson, Tyrone, 1985, 86

**Carbon Hill**

Darty, Landon, 1955, 56, 57

**Florence**

Akin, Brent, 1978 (Service)

Anderson, Charlie, DE, 1974, 75, 76

Gooch, Mike, 1965, 67, 68

**Gordo**

Lanier, Izauea, 2011

**Heflin**

Wright, Gary, 1966, 67

**Homewood**

Powers, Rick, 1976, 77

**Hoover**

Propst, John, 2010, 11, 12, 13

**Huntsville**

Burns, Mark, 1979, 80, 81

Butler, Ed, 1999, 00, 01

Cooper, Kenneth, 1981, 82, 83, 84

Holloway, Condredge, 1972, 73, 74 (Capt.)

Ignont, Will, 2017

Kent, Jermaine, 2001 (Service)

Kent, Joey, 1993, 94, 95, 96

Malone, Robert, 1976, 78

Moore, Rashad, 1999, 00, 01, 02

Phillips, Greg, 1975, 76

Rowan, Billy Joe, 1946, 47

Swain, Jayson, 2003, 04, 05, 06

**Jackson**

Bryant, Gavin, 2015, 16

**Irondale**

Hobby, Marion, 1986, 87, 88, 89 (Capt.)

**Meridianville**

Moon, David, 1984

**Mobile**

Bohannon, Willie, 2009, 10, 11, 12

Kimbrough, Charles, 1985, 86, 87

Lewis, Roderick, 1990, 91

Martin, Tee, 1996, 97, 98, 99 (Capt.)

Powe, Roc, 1991

**Montgomery**

Downey, Pat, 1962, 63

Flowers, Richmond, 1966, 67, 68

Trott, Stan, 1970, 71, 72,

Weary, Fred, 1998, 99, 01 (Capt.)

Williams, Keldrick, 2002

**Muscle Shoals**

Allen, Jason, 2002, 03, 04 (Capt.), 05 (Capt.)

**Opelika**

Larkins, Corey, 2001, 02, 03, 04

**Oxford**

Carson, Allan, 2011

**Prichard**

Bennett, Fred, 1984, 85, 86

Wilson, Charles, 1984, 85, 86, 87

**Russellville**

Sears, Arron, 2003, 04, 05, 06

**Sheffield**

Crowson, Larry, 1951

Finch, Kelsey, 1976, 77, 78

**Tuscaloosa**

Gann, Gene, 1960, 61

**Tuscumbia**

Summerhill, Deanthonie, 2013

**York**

Edmonds, H. M., 1896, 97, 1900

## ■ ALASKA

**Fairbanks**

Bonham, Shane, 1992, 93

## ■ ARIZONA

**Mesa**

Binion, Larry, 1995, 96

**Phoenix**

Fair, Terry, 1994, 95, 96, 97

## ■ ARKANSAS

**Augusta**

Turner, James, 2004, 05

**Clarendon**

Houston, Cedric, 2001, 02, 03, 04

**Jonesboro**

Coleman, Reggie 1999, 00, 01

Jones, Greg, 2002, 03

**Newport**

Ratliff, Leslie, 1992, 93, 94

**Warren**

Fellows, Roshawn, 2004, 05

Kemp, Ricardo, 2006, 07

Smith, Bret, 2003, 2004, 05, 06

## ■ CALIFORNIA

**Antioch**

Toeaina, Albert, 2004, 05

**Bakersfield**

Darr, Matt, 2011, 12

Dunkin, Jim, 1983, 84

**Berkeley**

Howard, Anthony, 1985, 86

**Carson**

Burnett, Kevin, 2000, 01, 03 (Capt.), 04 (Capt.)

Moore, Byron, 2011, 12, 13

**Compton**

Mixon, Dimarya, 2014, 15, 16

**Cypress**

Alatorre, Steve, 1980, 81

**Fountain Valley**

Valbuena, Gary, 1972, 73

**Granada Hills**

Granzow, Judd, 1998, 99

**Huntington Beach**

Aiello, Sam, 1982

Ishii, Dusty, 2003

**Irvine**

Gerardi, Greg, 1990

**Julian**

Pope, Cody, 2010

**Kingsburg**

Bray, Tyler, 2010, 11, 12

**Lomita**

Carr, J.R., 2011, 12, 13

**Long Beach**

Morris, Randall, 1980, 81, 82, 83

**Los Angeles**

Dafney, Bernard, 1990, 91

Mims, Chris, 1990, 91

**Moorpark**

Weaver, Mark, 2002 (Service)

**Northridge**

Clausen, Casey, 2000, 01, 02, 03 (Capt.)

Jackson, Malik, 2010, 11

**Oakland**

Ransom, Lester, 2005 (Service)

Simmons, Tony, 1982, 83, 84

**Paramount**

Veal, Demetris, 2001, 02

**Pasadena**

Miller, Anthony, 1986, 87

**Sacramento**

Smith, Onterrio, 1999

Stallworth, Donte', 1999, 00, 01

**San Bernardino**

Swanson, Eric, 1984, 85

**San Diego**

Foster, Arian, 2005, 06, 07, 08

**San Jose**

Wilson, Gibril, 2002, 03

**San Ramon**

O'Neal, Kenny, 2007

**Thousand Oaks**

Clausen, Rick, 2004, 05 (Capt.)

**Valencia**

Rivera, Mychal, 2010, 11, 12

**Walnut Creek**

McKenzie Jr., Reginald Kahlil, 2015, 16, 17

Simon, Kevin, 2002, 03, 05

**Whittier**

Mauriello, Bob, 1966

## ■ CONNECTICUT

**Bridgeport**

DeHart, Dick, 1966 (Service)

Dobelstein, Robert, 1942, 44 (Capt.), 45

Dobelstein, Russ, 1944, 45, 46

Falco, Joe, 1963, 64

Hubbell, Franklin S. (Bud), 1941,

42, 46

Hubbell, Webster E., 1941

Pedersen, Arnold, 1962, 63

Wildman, Charles, 1944, 45, 46, 47

**New Britain**

Middleton, Albert, 1932

**South Windsor**

Symonds, Brad, 1994 (Service)

**Stamford**

Mayes, Vin, 1966 (Service)

## ■ DELAWARE

**Delmar**

Ellis, Alex, 2014, 15

**Wilmington**

Davis, Vando, 1986, 87, 88

## ■ FLORIDA

**Apopka**

Elmore, Kent, 1988, 89

Smith, Tom, 2013

**Bartow**

Frazier, Bobby 1963, 64, 65

Jordan, Tim, 2017

**Boca Raton**

Sullenger, Owen, 1996

**Bradenton**

Anderson, Bill, 1955, 56, 57

Gooden, Bernard, 1999, 00

**Brooksville**

Bronson, Tom, 1987  
Fisher, Tom, 1964, 65

**Clearwater**

Hunt, George, 1969, 70, 71

**Clewiston**

Glass, Glenn, 1959, 60, 61

**Cooper City**

Johnson, Lemond, 2013, 14

**Coral Gables**

McDougal, Ed, 1974 (Service)

**Coral Springs**

Palardy, Michael, 2010, 11, 12, 13

**Dalytona Beach**

Lane, Marlin, Jr., 2011, 12, 13, 14

Tatum, Marcus, 2017

**Deerfield Beach**

Schaeffer, Brent, 2004

**Delray Beach**

Clark, Vince, 1982, 83, 84

Jester Nick, 1992, 93, 94, 96

**Eau Gallie**

Callaway, Richard, 1967, 68, 69

**Fort Lauderdale**

Bennett, Kivon, 2017

Cannon, Gary, 1960, 61

Johnson, Brandon, 2016, 17

Miley, Floyd, 1988, 89, 90, 91

Reich, Phil, 1987

**Fort Myers**

Reid, Shanon, 2017

**Fort Pierce**

Phillips, Vernon, 1980

**Frostproof**

Harper, Alvin, 1987, 88, 89, 90

Henry, Travis, 1997, 98, 99, 00

**Fruit Cove**

Peterman, Nathan, 2013, 14

**Gainesville**

Bronson, Tommy E., 1955, 56, 57

Dickey, Daryl, 1984, 85

Hahn, Jimmy C., 1966, 67, 68

(Service)

Saulsberry, Trevarris, 2012, 13

Williams, Jordan, 2011, 12, 13, 14

**Graceville**

Stokes, Charles, 1950, 51

**Immokalee**

Saint Preux, Ovince, 2002, 04

**Jacksonville**

Bynum, Kenny, 2014, 15, 16

Crain, Michael, 2007

Gordon, Milton, 1986

Lambert, Ken, 1971, 72

Nettles, Ray, 1969, 70, 71

Newsome, Scott, 2002, 03, 04

Partin, Maxwell R., 1941, 45, 46

Sollee, Neyle, 1958, 59

Wallace, Randy, 1974, 75, 76

Watts, Jim, 1972, 73, 74 (Capt.)

**Key Biscayne**

Burke, Greg, 1989, 90

**Lake Butler**

Thomas, Jimmy, 1967, 68, 69

**Lake City**

Sandlin, Bobby, 1956, 57, 58

**Lake Wales**

Thompson, Tony, 1988, 89, 90

**Lakeland**

Evans, Art, 2008, 09, 10, 11

Harrison, Jim, 1979 (Service)

**Largo**

Stowers, Donnie, 1977 (Service)

**Lauderdale Lakes**

Brown, Tony, 2001, 02, 03, 04

(Capt.)

Gray, Daniel, 2012

Mitchell, Cleon, 1993

Williams, Gerald, 2008, 09, 10

**Longwood**

Dilemme, Bill, 1991

**Marianna**

Bevis, William (Billy), 1942, 44, 45

(Capt.)

**Merritt Island**

Brady, David, 1973, 74, 75, 76

**Miami**

Coleman, Wayne A., 1960, 61, 62

Daniels, Terry, 1979, 80, 81

Johnson, Deandre, 2017

Morley, Demetrice, 2005, 06, 08

Morris, Horace, 1991, 92, 93 (Capt.)

Powell, Jim, 1942, 46, 47, 48 (Capt.)

Priest, Tom, 1953, 55

Reveiz, Carlos, 1985, 86

Reveiz, Fuad, 1981, 82, 83, 84

Reyes, Orlando, 1986

Simons, Kevin, 1985, 86, 87, 88

Tanner, Larry, 1939

Taylor, Lenny, 1981, 82, 83

Thomas, Dave, 1990

Warren, Buist, 1938, 39, 40

Young, Eddie, 1955

Ziegler, Kelly, 1984, 85, 86, 87

(Capt.)

**Midland**

Edmiston, Don (Speedy), 1939,

40, 41

**Mulberry**

Ellis, Carl, 1963, 64

**Naples**

Byrd, Tyler, 2016, 17

Fils-aime, Carlin, 2016, 17

Herrera, Anthony, 2000, 01, 02, 03

**New Smyrna Beach**

Peterson, Trey, 1993, 94, 95

**Ocala**

Edwards, Skip, 1964, 66

Ellspermann, Steve, 1966 (Service)

Lincoln, Daniel, 2007, 08, 09, 10

**Orlando**

Couch, Maurice, 2011, 12

Howard, Alton, 2012, 13, 14

**Palatka**

Johnson, Carl, 1970, 71, 72

**Pensacola**

Payne, Harold (Herky), 1949, 50, 51

Washington, Anthony, 1976

**Plantation**

Fagan, Jomo, 2002, 03, 04

**Ponte Vedra Beach**

Bates, Dillon, 2015, 16, 17

**Port Orange**

Wold, Steve, 1969, 70

**Punta Gorda**

Reed, Justin, 2003, 04, 05

**Riviera Beach**

Brown, Richard, 1984, 85

**Royal Palm Beach**

Battle, Julian, 2001, 02

**Sarasota**

Archibald, Doug, 1964, 65, 66

Carter, Al, 1955, 56, 57

Hannon, Chris, 2002, 03, 04, 05

Stottlemeyer, Dave, 1955, 56, 57

Traa, Michael, 1997

**Sebring**

Sanders, Jesse, 1992, 93, 94, 95

**Shalimar**

Coffey, Bryan, 1985

**St. Augustine**

Hancock, Quintin, 2007, 08, 09

**St. Petersburg**

Haslam, Jim, 1950, 51, 52 (Capt.)

Hutchinson, Byron, 1942

Nowling, William E., 1940, 41, 42

**Sunrise**

Vladimir Richard, 2007, 08, 09

**Tallahassee**

Hand, Omari, 1999, 00, 01, 02 (Capt.)

Robinson, Tony, 1983, 84, 85

**Tampa**

Bennett, Andy, 1969, 71

Dorsey, Albert, 1965, 67

Edmonds, Derrick, 1996, 97, 98, 99

Gunn, Carlton, 1979

Killian, Gene, 1971, 72, 73

Kiner, Steve, 1967, 68, 69

Raulerson, Ray, 2015

Shannon, H. I., 1908, 09

**Titusville**

Storey, Jake, 2009, 10

**Vero Beach**

Jackson, Marcus, 2011, 12, 14

**West Palm Beach**

Maggitt, Curt, 2011, 12, 14

**Winter Garden**

Vereen, Corey, 2013, 14, 15, 16

## ■ GEORGIA

**Albany**

Revill, William, 2002, 03

**Alpharetta**

Dobbs, Joshua, 2013, 14, 15, 16 (Capt.)

Sapp, Quat'e, 2017

**Americus**

Burton, Lee Otis, 1978

Parrish, Doug, 1979, 80, 81, 82

Sims, Tommy, 1982, 83, 84, 85

(Capt.)

Whitehead, Mike, 1985, 86, 87

**Athens**

Allen, David C., 1970, 71, 72

Campbell, Tony, 2000, 01

Smith, Chuck, 1990, 91

Watson, Quenshaun, 2012

Woodruff, George (Bob), 1936, 37, 38

**Atlanta**

Abernathy, Micah, 2015, 16, 17

Abernathy IV, Ralph, 2015

Barron, David, 1974, 75, 76, 77

Berkhan, Rick, 1977 (Service)

Bolton, Chris, 1977, 78, 79, 80

Bullard, Ralph, 1974, 75, 76, 77

Carmichael, Nick, 1971, 72, 73

Furlow, Derrick, 2009

Graddy, Sam, 1985, 86

Heath, Ricky, 1973

Jenkins, Lee, 1980, 81, 82

Johnson, Alexis, 2017

Johnson, Inquoris (Inky), 2004,

05, 06

Lewis, Jamal, 1997, 98, 99

Myles Jr., Darren, 2009

Rabenstein, Russ, 1973, 74, 75

Terry, Mike, 1979, 81, 82

Wyche, Bubba, 1967, 68

**Augusta**

Grant, Deon, 1997, 98, 99

Gray, Glenn, 1963, 64, 65  
 Inglett, Paul, 1959, 60  
 Krause, Dick, 1958  
**Bonaire**  
 Sessions, Anthony, 1999, 00  
**Brunswick**  
 Coleman, Justin 2011, 12, 13, 14  
**Buford**  
 Smith, Austin, 2015, 17  
**Calhoun**  
 Rogers, Da'Rick, 2010, 11  
**Cartersville**  
 Leachman, Lamar, 1952, 53, 55  
**Cedartown**  
 Gammage, Elliott, 1965, 66, 67  
**Chamblee**  
 Ackermann, Norbert J. Jr., 1963, 64  
 Cofer, Mike E., 1979, 80, 81  
 Spiva, Andy, 1973, 74, 75, 76 (Capt.)  
**Clarkston**  
 Coleman, Cosey, 1997, 98, 99  
**Cohutta**  
 Young, Sean, 2000, 01, 02, 03  
**College Park**  
 Fowlkes, Steven, 2012  
 Walker, Shon, 1988, 89, 90, 91  
**Columbus**  
 Bonner, Deion, 2012  
**Commerce**  
 Overton, Mike, 1973, 74, 75, 76  
**Conyers**  
 Juin, Reggie, 2013  
**Cordele**  
 Faircloth, Mallon, 1961, 62, 63  
**Dalton**  
 Hair, Sammy, 1972, 73, 74  
 Mayo, Bill, 1981, 82, 83, 84  
 Raines, Stephau, 2009  
 Starling, Marcus, 1977, 78  
 Thomason, Brett, 2008 (Service)  
 Townsend, Ricky, 1972, 73, 74  
 Weatherford, Jim, 1966, 67, 68  
**Dawsonville**  
 Cunningham, Chad, 2007, 08, 09, 10  
**Decatur**  
 Chadwick, Dennis, 1970, 71, 72  
 Chadwick, Walter, 1965, 66, 67  
 Kell, Chip, 1968, 69, 70  
**Doraville**  
 Fitchpatrick, Tim, 1973, 74, 75  
**Douglas**  
 Tucker, Glen, 1976, 77  
**Douglasville**  
 Grimes, Bill, 2006 (Service)  
**Dublin**  
 Wynn, Herman D. (Breezy), 1931, 32, 33  
**Duluth**  
 Warrior, Nigel, 2016, 17  
**Dunwoody**  
 King, Justin, 2012, 13  
**Ellenwood**  
 Dallas, Vincent, 2011, 12  
**Fairburn**  
 Berry, Eric, 2007, 08 (Capt.), 09 (Capt.)  
 Berry, Elliott, 2014, 15, 16, 17  
 Berry, Evan, 2014, 15, 16, 17  
**Fayetteville**  
 Neal, Rajion, 2010, 11, 12, 13  
**Forsyth**  
 Toles, Alvin, 1981, 82, 83, 84  
**Fort Valley**

Davis, Antone, 1987, 88, 89, 90  
**Ft. Oglethorpe**  
 Poole, Steve, 1973, 74, 75  
**Gainesville**  
 Johnson, A.J., 2011, 12, 13, 14  
 West, Tommy, 1973, 74, 75  
**Girard**  
 Buxton, Buck, 1996, 97  
**Griffin**  
 Gault, Willie, 1979, 80, 81, 82  
 Talley, Ben, 1991, 92, 93, 94 (Capt.)  
 McDaniel, Victor, 1983  
 Richards, Willie, 1992  
 White, Fred, 1996, 97, 98, 99  
**Hampton**  
 Williams, Preston, 2015  
**Jesup**  
 Warren, John, 1979, 80, 81, 82  
**Jonesboro**  
 Greene, Ben, 2004, 05, 06  
 Horn, David, 1992, 93, 94, 95  
 Parker, Anthony, 2005, 06, 07, 08  
 Smith, Tracy, 1990, 91, 92  
 Sutton, Cameron, 2013, 14, 15, 16 (Capt.)  
**Kennesaw**  
 Randolph, Brian, 2011  
 Scandrett, David, 1982, 83  
**Lafayette**  
 Careathers, Paul, 1972, 73, 74  
 Hannah, Carl, 1956  
 Shields, Lebron, 1958, 59  
 Suttle, Chevette, 1980  
**Lawrenceville**  
 Buchanan, Baylen, 2016, 17  
**Lithonia**  
 Golden, Tad, 1998, 99, 00, 01  
 Stallworth, Thomas, 2001  
 Thompson, LaMarcus, 2007, 08, 09, 10  
**Locust Grove**  
 McDowell, Cortez, 2014, 15, 16, 17  
**Mableton**  
 Cunningham, Rory, 1980  
 Wheeler, Ronnie, 1973, 74, 75  
**Macon**  
 Brown, Terry, 1983, 84, 85, 86  
 Jackson, Leonard, 1980, 81  
 Kendrick, Edward, 1999, 00, 02  
 Williams, Owen, 2014, 15  
**Marietta**  
 Hall, Jason, 2002, 03, 04, 05  
 Jenkins, Ryan, 2014  
 McCallum, Chip, 1988, 89  
 Newman, Philip, 2002, 03 (Service)  
 Randolph, Brian, 2011, 13, 14, 15  
 Shaw, Robert, 1975, 76, 77, 78 (Capt.)  
 Smith, Mike 1973, 75 (Service)  
 Tinsley, Derrick, 2001, 02, 03, 04  
 Wilson, Eddie, 1971, 72, 73  
**Moultrie**  
 Blakely, Ja'Quain, 2017  
 Shamburger, Shawn, 2017  
**Norcross**  
 Croom, Jason, 2013, 14, 16  
 Kamara, Alvin, 2015, 16 (Capt.)  
**Oxford**  
 Carter, Dale, 1990, 91  
**Powder Springs**  
 Bain, Paul, 2017  
 Johnson, Steve, 1994, 95, 97, 98  
 Suggs, A.J., 2000

**Ringgold**  
 Patterson, Don, 1958, 59, 60  
**Riverdale**  
 Olasimbo, Roy, 2007  
 Scott, Chris, 2006, 07, 08, 09  
**Rome**  
 Darville, Stephen, 2008 (Service)  
 Doolin, Phil, 1973  
**Rossville**  
 Scott, Bobby, 1968, 69, 70  
 Pearce, Jim, 1954  
**Savannah**  
 Brown, Victor, 1992, 93  
 Warren, Deway, 1965, 66, 67  
**Scottdale**  
 Frost, Tim, 1992  
**Stone Mountain**  
 Davis, Jabari, 2001, 02, 03, 04  
 Mitchell-Thornton, Nigel, 2009, 10, 11  
 Pearce, Lanny, 1968  
**Sugar Hill**  
 Picou, Quay, 2015, 16, 17  
**Summerville**  
 Parrish, Jarod, 2003, 04, 06, 07  
**Suwanee**  
 Freeman, Brent, 2008 (Service)  
 James, Ja'Wuan, 2010, 11, 12, 13  
**Thomasville**  
 Wilson, Dwight, 1980  
**Tifton**  
 Holt, Ricky, 1981, 82, 83  
**Toccoa**  
 Poole, Tauren, 2008, 09, 10 (Capt.), 11 (Capt.)  
**Tucker**  
 Horne, Kevin, 1998 (Service)  
 North, Lee, 1978, 79, 80, 81 (Capt.)  
**Tyrone**  
 Brewer, Brent, 2010, 11, 12, 13  
 Wiggins, Shaq, 2017  
**Union City**  
 Boulware, Venzell, 2016  
**Valdosta**  
 Folsom, Derrick, 1989  
 Orta, Geraldo, 2012, 13, 14  
 Rowe, Gary, 1974, 75, 76  
 Sapp, Dontavis, 2010, 11, 12, 13  
**Villa Rica**  
 Weaver, Herman, 1967, 68, 69  
**Warner Robins**  
 Callaway, Marquez, 2016, 17  
 Clark, Gregory, 2013  
 Respert, Jason, 2000, 02, 03, 04 (Capt.)  
**Waynesboro**  
 Hamilton, Mercedes, 1995, 96, 97, 98 (Capt.)  
**Woodstock**  
 Harris, Christian, 2012, 13

■ HAWAII  
**Kahuku**  
 Mapu, Jonathan, 2002, 03, 06, 07  
**Kailua-Kona**  
 Mahelona, Jesse, 2004, 05 (Capt.)

■ IDAHO  
**Boise**  
 Aitchison, Bret, 1979  
 Grant, Stan, 1976  
 Mohrman, Mike, 1972, 73, 74  
**Merida**  
 Stowell, Mike, 1989, 90, 91, 92

## **Twin Falls**

Watson, Brent , 1974, 75, 76, 77  
(Capt.)

## **Idaho Falls**

White, Brad, 1978, 79, 80 (Capt.)

## ■ ILLINOIS

### **Aurora**

Munro, Colin, 1951, 53

### **Bolingbrook**

Bandemier, Bill, 1973

### **Centralia**

Lipscomb, Paul, 1942

### **Chatham**

Helm, Daniel, 2014

### **Chicago**

Cameron, A. D. (Scotty), 1912, 14, 15

Johnson, Ramone, 2008

Neal, Karlton, 2001, 02, 03, 04

Urubek, Steve, 1971, 72, 73

### **Crystal Lake**

Fuhler, Tom, 1990, 91

### **East Moline**

Hood, Merlyn, 1970, 71

### **East St. Louis**

Fisher, Armandos, 1993

### **Hinsdale**

Bayless, John D., 1931, 32, 33

### **Homewood**

Fulton, Zach, 2010, 11, 12, 13

### **Mascoutah**

Milton, Matt, 20011

### **Mt. Prospect**

Francis, Jeff, 1985, 86, 87, 88

### **O'Fallon**

Hendrix, Dewayne, 2014

### **Oak Lawn**

Goodrich, Dwayne, 1996, 97, 98, 99

### **Shorewood**

Parker, Eric, 1998, 99, 00, 01

## ■ INDIANA

### **Fort Wayne**

Hyde, Jerry, 1951, 52, 53

Rushin, Don, 1954

### **Indianapolis**

Banks, James, 2002, 03

Kirkland Jr, Darrin, 2015, 16

### **LaPorte**

Szawara, Al, 1976

### **South Bend**

Henderson, Sam, 1982, 83, 85

### **Syracuse**

Chang, Peter, 2005

### **Vincennes**

Allen, Jimmy, 1970

## ■ IOWA

### **Ames**

Benson, Chris, 1989

### **Corydon**

Clayton, Rufus, 1922

### **Davenport**

Herrmann, Gary, 1951

Moeller, Gene, 1951, 52

### **Iowa City**

Davis, Dorian, 2006, 07

### **Marcus**

Hueser, Vernon, 1946, 47, 48

## ■ KANSAS

### **Lawrence**

DeLong, Keith, 1985, 86, 87, 88  
(Capt.)

### **Leavenworth**

George, Jeff, 2016, 17

### **Lenora**

Teel, Jerry, 1991

### **Wichita**

Brown, Bryce, 2009

Nelson, Lance, 1990

## ■ KENTUCKY

### **Berea**

Stocker, Luke, 2007, 08, 09, 10  
(Capt.)

### **Campbellsville**

Wagster, John, 1970, 71, 72

### **Corbin**

Bible, Alvah, 1970 (Service)

### **Danville**

Chambers, Harold, 1960

Ford, Chester, 1994, 95, 96

### **Elizabethtown**

Bennett, William R. (Bill), 1956, 57

Bird, Terry, 1964, 65, 66

### **Fleming**

Stapleton, Clayton, 1941, 46, 47

### **Fort Thomas**

Smith, Rob, 2002, 04, 05 (Capt.)

### **Franklin**

Roe, Joe , 1957

Young, Jimmy, 1970, 71, 72

### **Fulton**

Roberts, Louis T., 1928, 29, 30

### **Hazard**

Burklow, Sammy, 1956, 57, 58

### **Jackson**

Fugate, Channing, 2010, 11, 12

### **Kenvir**

Asbury, E. J., 1944, 45

### **Louisville**

Ackermann, Norbert J. Sr., 1939, 40

Autry, Keith, 1974

Cissell, Don, 1959, 60

Coleman, Chuck , 1981, 82, 83

Embry, Jim, 1974

Hayden, Jerrod, 1997

Jackson, Bernard, 1998, 99, 00, 01

Johnson, Shawn, 1996, 97

Jones, Montrell, 2001, 02

Klarer, Rudolph (Rudy), 1941, 42

Lampley, Brad, 1996

Marquart, Cliff, 1959, 60, 61

McQuady, Claude, 1945

Mulloy, Richard, 1939, 40, 41

Taylor, Leland, 1993, 94

Theiler, Gary, 1969, 70, 71

Thomas, Brent, 2000

### **Mayfield**

Stephenson, Casey, 1944, 45

### **Middlesboro**

Fuson, Clyde (Ig), 1942

### **Murray**

Porter, Steve, 1976, 77, 78

### **Richmond**

Faulkner, Craig, 1990, 91, 92, 93  
(Capt.)

Morton, Robert, 1975

### **Somerset**

Hunter, George L., 1936, 37, 38

Jasper, Bill, 1949, 50, 51

### **South Fulton**

Lowe, Jim, 1963, 65

## ■ LOUISIANA

### **Abbeville**

Mitchell, Jason, 2002, 03, 04, 05

### **Albany**

Labruzzo, Cheyenne, 2017

### **Baton Rouge**

Gaines, Cory, 1995, 96, 97

LaCoste, Kelley, 1967

Lathers, Herman, 2009, 10, 12

Thomas, Dallas, 2009, 10, 11, 12

### **Carencro**

Taylor, Lucas 2006, 07, 08 (Capt.)

### **Clinton**

Waggnner, Prentiss, 2009, 10, 11, 12

### **Covington**

Silvan, Nilo, 1992, 93, 94

### **Destrehan**

Brown, Chris, 2004, 05, 06, 07

### **Lafayette**

Begnaud, Shane, 1993, 95, 97

Pratt, Troy, 1996

Shaw, Jarrod, 2008, 09, 10

### **Lake Charles**

Jackson, Janzen, 2009, 10

### **Marrero**

Reado, Jarvis, 1995, 97, 98

### **Metarie**

Chauvin, Christian, 2001 (Service)

Davis, Harlan, 1990

### **New Orleans**

Lauricella, Hank, 1949, 50, 51

Manning, Peyton, 1994, 95, 96, 97

(Capt.)

Thompson, Raynoch, 1997, 98, 99

### **Norco**

Emery, John, 1993, 94

Sentimore, Darrington, 2012

### **Plaquemine**

Williams, Ja'Kouri, 2005, 06, 07

### **River Ridge**

Beron, Billy, 1994, 95, 96

### **Ruston**

Peace, Robert, 2000, 01, 02, 03

### **Shreveport**

Wade, Jonathan, 2002, 04, 05, 06

### **West Monroe**

Coleman, Trey, 2017

### **Zachary**

Scott, Leonard, 1999, 00, 01, 02

## ■ MARYLAND

### **Accokeek**

Harris, Paul, 2013

### **Baltimore**

Brandau, Arthur, 1942

Creamer, Andre, 1984, 85, 86, 87

Kyler, Greg, 1995

### **Bowie**

Brooks, Devante, 2017

### **Cumberland**

Gaffney, James T., 1941, 42

### **Hagerstown**

Freeman, Dewayne, 1992

Martin, Fred, 1963, 64

### **Oxen Hill**

Duncan, Clyde, 1981, 82, 83

### **Severn**

Henson, Tavio, 1989, 90, 91, 92

Ruth, Rodney, 1992

### **Severna Park**

Green, Ron, 1995, 96, 97, 98

### **Silver Springs**

Smithers, Bob, 1956





## ■ MASSACHUSETTS

**Brockton**

Gold, Bill, 1941, 42, 46  
Kaseta, Vince, 1949, 50, 51

**Danvers**

Burnham, Bruce, 1954, 55, 56

**Lawrence**

Sweeney, Terry, 1953

**Peabody**

DeLucca, Jerry, 1954, 55

## ■ MICHIGAN

**Birmingham**

Tracy, Tom, 1953, 54

**Detroit**

Hayden, Aaron, 1991, 92, 93, 94  
Kelly, John, 2015, 16, 17  
Vest, Roger, 1951, 52

**Flint**

Miller, Michael, 1980, 81, 82  
O'Brien, Danny, 2013, 14, 15

**Mt. Pleasant**

Hartman, Kip, 2003 (Service)

**Oxford**

Bates, Jim, 1966, 67

**Saginaw**

Arnett, DeAnthony, 2011  
McDaniel, Terry, 1984, 85, 86, 87

## ■ MISSISSIPPI

**Brandon**

Atherton, Myles, 1998 (Service)

**Charleston**

Pritchard, Ken, 1962, 63  
Tedford, Gene, 1963

**Collins**

McNeil, Josh, 2006, 07, 08, 09  
(Service)

**Flora**

Haralson, Parys, 2002, 03, 04  
(Capt.), 05 (Capt.)

**Hattiesburg**

Heath, Chris, 2002, 03  
Murphy, Jordan, 2017

**Jackson**

Overstreet, Will, 1998, 99, 00, 01  
(Capt.)

**Long Beach**

Mitchell, Xavier, 2004, 05, 06, 07

**Magnolia**

Ratliff, Billy, 1996, 97, 98, 99 (Capt.)

**McCall Creek**

Jordan, Dick, 1942, 46

**Natchez**

Berry, James, 1978, 79, 80, 81 (Capt.)  
Session, Steve, 1991, 92

**Olive Branch**

Walls, Marlon, 2009, 11, 12, 13  
Thomas, Victor, 2008, 10

**Southaven**

Veazey, Burney, 1998, 99, 00

**Starkville**

Woods, Casey, 2005, 06, 07

**Vicksburg**

Darden, Brian, 1996, 97

## ■ MISSOURI

**Cape Girardeau**

Tullis, Jeff, 1989, 90, 91, 92

**Joplin**

Cockrell, Alan, 1981, 82, 83

**Raytown**

Roach, Gary, 1975

**Salem**

Jones, Eli, 2001 (Service)

**St. Louis**

Bergmeier, Ron, 1947, 48, 49  
Jenkins, DeRon, 1992, 93, 94, 95  
Morrow, Russ, 1944, 45  
Pfeiffer, Scott, 1993, 94, 95  
Wood, Caroll, 1945

**Sykesville**

Dutton, Cliff, 1992

## ■ NEW JERSEY

**Brick**

Panuska, Pete, 1984, 85, 86

**Camden**

Baker, Rashad, 2000, 01, 02, 03  
(Capt.)

McBride, Turk, 2003, 04, 05, 06

**Cedar Grove**

Zecchino, Nick, 1986, 87, 88

**Chatham**

Amsler, Greg, 1986, 88, 89, 90

**Delran**

Duff, Bill, 1994, 95, 96, 97

**East Orange**

Lane, Eric, 1993, 94, 95, 96

**Englewood**

Hampton, Anthony, 1994, 95, 97

**Flemington**

Miller, Darrin, 1984, 85, 86, 87

**Franklin Lakes**

Simms, Matt, 2010, 11

**Lodi**

Guarantano, Jarrett, 2017

**Mendham**

Zander, Carl, 1981, 82, 83, 84 (Capt.)

**New Brunswick**

Meseroll, Norman, 1946, 47, 48, 49

**Passiac**

Henton, Sterling, 1987, 89, 90

**Paterson**

Schwartzinger, Jimmy, 1940, 41  
Rotella, Al, 1942, 46, 47

**Saddle Brook**

Marren, Bill, 1977, 78, 79, 80

**Union**

Taylor, Frank, 2003 (Service)

**Verona**

Rotella, Jamie, 1970, 71, 72 (Capt.)

## ■ NEW YORK

**Albany**

Peppers, Victor, 1984, 85, 86, 87

**Caledonia**

Poles, Roland, 1987, 88, 89, 90

**East Amherst**

Epstein, Adam, 1988  
Epstein, Jason, 1992 (Service)

**Hempstead**

Oleksiak, Pat, 1952, 54

**Horseheads**

Baldini, Ralph, 1961

**Hudson Falls**

LaSorsa, Mike, 1958, 59, 60 (Capt.)

**Long Island**

Nickla, Ed, 1951, 52

**New Paltz**

Davis, Charles, 1983, 84, 85, 86

**New York**

Melas, Alex 1966. (Service)

**Niagara Falls**

Holohan, Francis, 1950, 51, 52

**North Tonawanda**

Beutel, Jim, 1954, 55 (Capt.)  
Gust, Ron, 1952, 53, 54  
Urbano, Bobby, 1956, 57, 58 (Capt.)  
Urbano, Roger, 1954, 55, 56

**Riverhead**

Lukowski, Joe, 1957, 58, 59

**Rochester**

Jarvis, Ron, 1965, 66, 67

**Rome**

Davis, Kevin, 1974, 75, 76  
Myslinski, Tom, 1988, 89, 90, 91

**Syracuse**

Jones, Marc, 1989, 90

**Williamsville**

Epstein, Adam, 1988  
Schoenle, Bill, 1991

## ■ NEVADA

**Las Vegas**

McGruder, Lynn, 2000

**Reno**

Borgognone, Dirk, 1987  
Gooch, Darin, 2010, 12

## ■ NORTH CAROLINA

**Asheville**

Bryson, William J., 1940  
Gudger, V. L., 1902, 3  
King, Craig, 1994, 95, 96  
Little, Leonard, 1995, 96, 97 (Capt.)  
Tucker, Josh, 1996, 97, 98, 99

**Bessemer City**

Crosby, Phillip, 1997, 98, 99

**Bryson City**

Shuler, Benjie, 1993, 95, 96, 97  
Shuler, Heath, 1991, 92, 93

**Burlington**

Medford, Elijah, 2016, 17

**Clanton**

Gibson, Brent, 1993, 94, 95, 96  
Williams, Tom, 1960, 61, 62

**Catawba**

Burton, Shane, 1992, 93, 94, 95

**Chandler**

Ensley, Jerry, 1960, 61, 62

**Charlotte**

Boulware, Robert, 2002, 03, 04  
Gaither, Omar, 2002, 03, 04, 05  
Griffin, Stephen, 2015, 16  
Leak, C.J., 2002, 03, 04  
Lloyd, DeAngelo, 1997, 98, 99, 00  
Pearman, Bill, 1947, 49, 50, 51  
North, Marquez, 2013, 14, 15  
Staley, Maurice, 1994, 95  
Vereen, Daryl, 2008, 09, 10, 11

**Clemmons**

Wendelboe, Kevin, 1991

**Concord**

Graham, Jay, 1993, 94, 95, 96

**Cornelius**

Osborne, Marquill, 2016, 17

**Fayetteville**

Kirkland, Aaron, 2002

**Forest City**

Smith, Chavis, 2000, 01, 02, 03  
Whiteside, Keyon, 1999, 00, 01, 02

**Franklin**

Bryson, Shawn, 1995, 96, 97, 98  
(Capt.)

**Greensboro**

Ford, Glenn, 1979, 80  
Moseley, Emmanuel, 2014, 15, 16, 17



**Harmony**  
James, Andre, 1998, 99, 00, 01

**Havelock**  
Vickers, Kendal, 2014, 15, 16, 17

**Hendersonville**  
Marvin, Mickey, 1973, 74, 75, 76  
Morgan, Ed, 1950, 51, 52

**Hickory**  
Johnson, Austin, 2008, 09, 10, 11  
(Capt.)

**Jamestown**  
Rumsey, Tim, 1979, 80, 81, 82

**Kannapolis**  
Stanback, Haskel, 1971, 72, 73

**Lawndale**  
Briscoe, Josh, 2005, 06, 07

**Maiden**  
Ramsour, Chris, 1997, 98

**Marshville**  
Colston, Travis, 1999, 00

**Midway**  
Tuttle, Shy, 2015, 16, 17

**Mt. Airy**  
Gruble, John, 1947, 48, 49, 50

**Murphy**  
Alexander, Frank, 1950, 51, 52  
Pickens, Carl, 1989, 90, 91

**New Bern**  
Hardesty, Montario, 2006, 07,  
08(Capt.), 09 (Capt.)

**New London**  
Owens, O.J., 2001, 03

**Norton**  
McGuire, R. L., 1910, 11, 12

**Raeford**  
Cameron, Bill, 1963, 64, 65

**Raleigh**  
Butler, Matthew, 2017  
Coleman, Lee, 1969  
Leach, Sonny, 1970, 71, 72  
McCullers, Daniel, 2012, 13  
Ussery, Bob, 1952, 53

**Salisbury**  
Pulliam, Robert, 1972, 73, 74  
Yarborough, John, 1973, 74, 75

**Shelby**  
Briscoe, Josh, 2008

**Sneads Ferry**  
Ingram, Mark, 1995, 96

**Statesville**  
Graham, Bobby, 1999, 00, 01

**Sylva**  
Streater, Jimmy, 1977, 78, 79 (Capt.)

**Thomasville**  
Smith, Jerry, 1964, 65, 66  
Turnage, Gordon, 1969, 71, 72

**Valdese**  
Williams, Bob, 1954, 55

**Warrenton**  
Terry, Corey, 1996, 97, 98

**Waynesville**  
Crompton, Jonathan, 2006, 07, 08,  
09 (Capt.)

**Weaverville**  
Hightower, Chris, 2000  
Robinson, Harvey L., 1931, 32

**Wingate**  
Marsh, Steven, 1999, 00, 01, 02

**Winston-Salem**  
Graham, Conrad, 1970, 71, 72  
Wardlow, Antonio, 2006, 07

■ OHIO  
**Akron**

Lewis, LaTroy, 2013, 14, 15, 16  
Reynolds, Antonio, 2004, 05, 06, 07

**Alliance**  
Hill, Alden, 2013

**Cincinnati**  
Blaylock, Brad, 2001 (Service)  
Fletcher, Mark, 1988, 89, 90, 91  
Gayles, Mike, 1974, 75, 76  
Hardy, Darryl, 1988, 89, 90, 91  
James, David, 1980, 81, 82  
Jester, Mike, 1978, 79  
Martin, Ben, 2007, 08, 09, 11 (Capt.)  
Meyer, Charles, 1951  
Rapien, Mike, 1988, 89, 90  
Reynolds, Art, 1971, 72, 73  
Reynolds, Jack, 1967, 68, 69  
Sabato, Al, 1942  
Schaffer, Joe, 1957, 58, 59 (Capt.)  
Turnbow, Jesse, 1975, 77  
Webster, Chris, 1977  
Wiesman, Dylan, 2013, 14, 15, 16  
Williams, Russ, 1974, 75, 76, 77

**Clarksburg**  
Johnson, Louis B. (Farmer), 1926,  
27, 28

**Cleveland**  
Barbish, Bill (Moose), 1951, 52, 53  
Fisher, Bob, 1951, 52, 53  
Hancock, Anthony, 1978, 79, 80, 81  
Hust, Al, 1940, 41, 42 (Capt.)  
Hust, Emil R., 1939, 41  
McGee, Tim, 1983, 84, 85 (Capt.)  
Morgan, Anthony, 1988, 89, 90  
Stroud, Jack, 1947, 48, 49, 50  
(Capt.)

**Columbus**  
Canini, Pat, 1963  
Naumoff, Paul, 1964, 65, 66 (Capt.)

**Dayton**  
Brown, Laron, 1983  
Days, Kelly, 1987, 88, 89, 90  
McCullough, Andy, 1994, 95, 96, 97  
McNamara, Jim, 1966  
Price, Peerless, 1995, 96, 97, 98

**Glendale**  
Rotroff, Roger, 1951, 52, 53

**Hamilton**  
Myers-White, Adam, 2006, 07, 08

**Hopedale**  
Trupovnieks, Jani, 1980, 81

**Jamestown**  
James, Roland, 1976, 77, 78, 79  
(Capt.)

**Lancaster**  
DeFillippo, Joe, 1975 (Service)

**Lima**  
Howard, William, 1984, 85, 86, 87

**Mansfield**  
Ernsberger, Dick, 1949, 50, 51  
Weber, Nick, 1939, 40

**Mason**  
Munoz, Michael, 2000, 02, 03  
(Capt.), 04 (Capt.)

**Massillon**  
Daniels, Tim, 1979  
Molinski, Ed, 1938, 39, 40

**Mentor**  
Miner, Jim, 1947, 48, 49

**Middletown**  
Blake, Tom, 1945  
Truss, Shawn, 1989

**Minster**  
Wolf, Eli, 2016, 17  
Wolf, Ethan, 2014, 15, 16, 17

**New Philadelphia**  
Simionetti, Leonard, 1940, 41

**Orrville**  
Denson, Keith, 1988, 89

**Parma**  
Olszewski, Jeff, 1979, 80, 81

**Sandusky**  
Schwanger, Ted, 1952, 53

**Sharonville**  
Rose, Roy Eugene, 1933, 34, 35

**South Euclid**  
Branisel, A.J., 2013

**Springfield**  
Costello, Mike, 1959  
Evey, Dick, 1961, 62, 63  
Howard, Joey, 1986, 87

**Steubenville**  
Chadnock, John, 1944, 45  
Paidousis, Mike, 1944, 45, 46

**Toledo**  
Gordon, Rodney, 1990, 91, 92  
Lincoln, Jeremy, 1987, 88, 90, 91  
Webb, Chuck, 1989, 90

**Washington Ct. House**  
Smith, Carl E., 1956, 57, 58

**Wellston**  
Potts, Tommy, 1956, 57, 58

**Willoughby**  
Tanner, Don, 1949

**Zanesville**  
McBride, Junior, 1981

■ OKLAHOMA

**Commerce**  
Furnas, Doug, 1981, 82  
Furnas, Mike, 1982, 83

**Edmond**  
Brown, Eric, 1996, 97

**Jenks**  
Patterson, Ryan, 1990, 92, 93

**Lawton**  
Austin, Raymond, 1993, 94, 95, 96  
(Capt.)

**Midwest City**  
Oku, David, 2009, 10

**Oklahoma City**  
Hough, Joe, 1976, 77  
Jones, Gerald, 2007, 08, 09, 10  
Riffer, Eric, 1990, 91  
Robinson, Diron, 1995, 96, 97, 98  
Ryan, Pat, 1977

**Stillwater**  
Johnson, Tom, 1963

**Tulsa**  
Brown, Jonathan, 1994, 95, 96, 97  
Johnson, Brandon, 2003  
Meachem, Robert, 2004, 05, 06  
Nash, Marcus, 1994, 95, 96, 97

**Wyandotte**  
Derwin, Jim, 1963

■ OREGON

**Hillsboro**  
Ainge, Erik, 2004, 05, 06, 07

■ PENNSYLVANIA

**Aliquippa**  
Singer, Curt, 1980, 81, 82, 83

**Allentown**  
Brozowski, John, 1969 (Service)

**Ambridge**  
Lucci, Mike, 1960, 61 (Capt.)

**Belle Vernon**

Rechichar, Bert, 1949, 50, 51 (Capt.)

**Berwick**

DeMelfi, Joe, 1962

**Blairsville**

Baracca, Marty, 1960, 61

**Bradenville**

Yanosy, Frank, 1967, 68, 69

**Chester**

Gallagher, Joe, 1973, 74, 75, 76

**Cheswick**

Schultz, Don, 1958

**Donora**

Galiffa, Art, 1964, 66

**Easton**

Mark, Alton S., 1931, 32, 33

**Eddystone**

McGeehan, Chick, 1968

**Erie**

Mathis, Andre, 2006, 08

**Hazleton**

Hicks, Bob, 1947

Sekanovich, Dan, 1951, 52, 53

**Indiana**

Christian, Bill, 1977, 79

**Johnstown**

Price, Royal, 1942, 46, 47

**Kane**

Hillman, Bill, 1942, 46

**Lansford**

Vowell, Richie, 1924

Vugrin, James, 1946, 47, 48, 49

**Leechburg**

Kolenik, Vic, 1951, 52

**Levittown**

Kremsler, Karl, 1967, 68

**Manongahela**

Gearing, Paul, 1946, 47, 48, 49

**McKees Rocks**

Kolinsky, Frank, 1955, 56, 57

Vituccio, Gary, 1965

**Midland**

Hibbard, Bob, 1954, 55, 56

**Mt. Pleasant**

Surlas, J. J., 1989, 90, 91, 92

**Munhall**

Stupar, Francis, 1949

**Murrysville**

Catanzano, Jon, 2005 (Service)

**New Kensington**

Maire, Joe, 1950, 51, 52

**New Washington**

Smargiasso, Heath, 1994, 95

**Philadelphia**

Bellis, Leonard, 1945

Glascott, Bob, 1956

Lis, Stan, 1952

Markloff, Dave, 1949

Mayock, Dick, 1952

McFadden, Bud, 1955

McWilliams, John, 1954

Michels, John, 1950, 51, 52

Petrella, Bob, 1963, 64, 65

Weisenberg, Andrew, 1908, 09

**Pittsburgh**

Balitsaris, George, 1946, 47, 48

Balitsaris, Mike, 1939, 40, 41

Streno, Glenn, 1981, 82, 83

**Scranton**

Drost, Ray, 1942, 46, 47

**Sharon**

Molaskey, Ron, 1965

**Smithport**

Petruzzi, Leo, 1932, 33

**Spring City**

Tanara, Al, 1962, 63, 64

**St. Michael**

Kozar, Andy, 1950, 51, 52

**Sykesville**

Gudalis, Bill, 1958

**Tamaque**

Becker, Hubert, 1947

**Wallingford**

Jones, Mark, 2000, 01, 02, 03

Godzak, Ed, 1952

**Williamsport**

Bordinger, Don, 1951

**Windber**

Zvolerin, Bob, 1963

**Yeadon**

Meneses, Oscar, 1944

## ■ RHODE ISLAND

**Cranston**

Polofsky, Gordon, 1949, 50, 51

**Pawtucket**

Elkas, Ray, 1948, 49

**Providence**

Carpenter, Don, 1969, 70

Russas, Al, 1946, 47, 48

Slater, Walter, 1941, 42, 46 (Capt.)

## ■ SOUTH CAROLINA

**Aiken**

Schofield, JerQuari, 2010

**Anderson**

Ellis, Shaun, 1997, 98, 99

**Charleston**

Williams, Martin, 1988, 89,

**Clio**

Ayers, Robert, 2005, 06, 07, 08

**Columbia**

McDaniel, Tony, 2003, 04, 05

**Conway**

Brown, Jake, 2008 (Service)

**Darlington**

Gandy, Richie, 2004, 05

Weatherford, Derrick, 1965, 66, 67

**Dillon**

Chavis, John, 1977, 78

**Easley**

Morgan, Stanley, 1973, 74, 75, 76

**Gaffney**

Coleman, Jeff, 1995, 96, 97, 98

Miller, Jaylen, 2014

Stevenson, Dominique, 1998, 99,

00, 01

**Greenville**

Merritt, J. B. 1968, (Service)

Mills, Joe, 1973, 74,

**Greer**

Cannon, Sinclair, 2005, 06, 07

**Hartsville**

Haynesworth, Albert, 1999, 00, 01

**Hopkins**

Alston, Chris, 1992

**Lyman**

Henderson, D.J., 2017

**Myrtle Beach**

Sumpter, Nate, 1977, 79

**North Charleston**

Gowdy, Jerry, 1962, 63

**Norway**

Brimfield, William, 2009

**Pineville**

Smalls, Terriea, 2002, 03

**Rock Hill**

Hefney, Jonathan, 2004, 05, 06, 07

Patterson, Cordarelle, 2012

Worley, Justin, 2011, 12, 13, 14

**Simpsonville**

Jolley, Jack, 1979, 80

**Sumter**

Pair, Marques, 2013, 14

**St. Matthews**

Willingham, DeAngelo, 2007, 08

**Union**

Gregory, Kevin, 1997, 98, 99

Young, Eric, 2005, 06, 07

**Walterboro**

Walker, Darwin, 1997, 98, 99 (Capt.)

**Wellford**

Miller, Corey, 2010, 11, 12, 13

**Wlnnsboro**

Young, Joe, 2015

## ■ TEXAS

**Boerne**

Dormady, Quinten, 2015, 16, 17

**Bogata**

Davis, John (Tex), 1951, 52

**Carrollton**

Weatherd, Chris, 2014, 15

**Cedar Hill**

Miller, Darrell, 2015

**Dallas**

Epps, Courtney, 1994

Levine, Mark, 1995, 96, 97

McNeil, LaDarrell, 2012, 13, 14, 15

Verner, Randy, 1974, 1975

Williams, Todd, 1994

Young, Carroll, 1956, 57

**DeSota**

Hale, Troy, 1985

Hendrix, Tim, 1983, 84, 85, 86

Hunt, Brian, 1985, 86, 87

Pryor, Wesley, 1983, 85, 86

**Flower Mound**

Stephens, Nick, 2008

**Fort Worth**

Miles, Willie, 1998, 99, 00, 02

**Friendswood**

Johnson, Johnathon, 2013, 14, 15

**Garland**

Diogu, Eric, 1996, 97, 98

Parker, Jason, 1992, 93, 94, 96

**Houston**

Asumnu, Stanley, 2006 (Service)

**Killeen**

Barnum, Greg, 1999

**LaMarque**

Douglas, Cody, 2002, 03, 04, 05

**League City**

McBride, Will, 2017

**Midland**

Leaverton, David, 1998, 99

**Mt. Pleasant**

Drummond, Keith, 1954, 55

**Phillips**

Fowler, W. S. (Monk), 1947

**Plainview**

Tudor, D. Vincent, 1927, 28

**Port Neches**

Aguillard, Kyle, 1977, 78, 79

Sherman, Craig, 1899

**San Antonio**

McKenzie, Nevin, 2007, 08  
**Sonora**  
 Wright, George, 1957, 58  
**Spring**  
 Cambell, Corey, 2003, 04, 05  
**Stephenville**  
 Stewart, Brannndon, 1994  
**Tatum**  
 Creer, Lennon, 2007, 08, 09  
 Moore, Denarius, 2007, 08, 09, 10

## ■ VIRGINIA

**Abingdon**  
 Knight, Steve, 1981, 82, 83  
**Alexandria**  
 Foster, Clifton, 1983 (Service)  
 O'Neal, Art, 1963  
**Annandale**  
 Frere, Rob, 1970, 71, 72  
 Frere, Ron, 1972 (Service)  
**Appalachia**  
 Huneycutt, Ralph, 1947, 48, 49  
**Bassett**  
 Mattox, Bruce, 1961, 62  
**Bristol**  
 Feathers, Beattie, 1931, 32, 33  
 McEver, Gene, 1928, 29, 31  
 Smith, Thomas, 1938, 39  
 Walls, Alex, 1999, 00, 01, 02  
 Wilson, Darryal, 1981, 82  
**Chesapeake**  
 Stewart, Clifton, 1967, 68  
**Danville**  
 Flora, Charles, 1949, 50  
 Martin, Ray, 1951, 52  
**Dumfries**  
 Stewart, Antwan, 2003, 05, 06  
**Fairfax**  
 Behrens, John, 1975, 76 (Service)  
**Falls Church**  
 Garner, Charlie, 1992, 93  
**Farmville**  
 Carter, George, 1950  
**Gate City**  
 Dougherty, Joe Q., 1933, 35, 36  
 McMeans, Neal, 1966, 67, 68  
 Quillen, Ford, 1958  
 Sivert, Jim, 1949  
 Wolfe, Dennis, 1976, 77, 78 (Capt.)  
**Hampton**  
 Jeffers, Lemont Holt , 1978, 79, 80,  
 81 (Capt.)  
 Kelly, Todd, 1989, 90, 91, 92 (Capt.)  
 Mayo, Jerod, 2006, 07  
 Wilson, James, 1989, 91, 92, 93  
 (Capt.)  
 Vinson, Brent, 2007, 08  
**Lynchburg**  
 Hubbard, Bill, 1953, 54  
 Hubbard, Hal, 1951, 52, 53  
 Wade, Jimmy, 1951, 52, 53, 54  
**Max Meadows**  
 Thomas, Coleman, 2014, 15, 16, 17  
**Maxwell**  
 Fisher, Buddy, 1961, 62, 63 (Capt.)  
**Newport News**  
 Emanuel, Frank , 1963, 64, 65  
 Hahn, Jimmy R., 1949, 50, 51  
 Pearson, Von, 2014, 15  
**Norfolk**  
 Beard, Ed, 1961  
 Butler, Dan, 1951, 53  
 Daffer, Ted, 1949, 50, 51

DeLong, Ken, 1967, 68, 69  
 DeLong, Steve, 1962, 63, 64 (Capt.)  
 Lyons, Vernon, 1950, 51  
 Martin, David, 1997, 98, 99, 00  
 Mitchell, Marvin, 2002, 03, 05, 06  
 Sherrill, J. W., 1948, 49, 50  
 Yancey, David, 2004, 05, 06  
**Pennington Gap**  
 Kirk, Todd, 1985, 86, 87  
**Petersburg**  
 Earl, Richard, 1970, 71, 72  
**Portsmouth**  
 Brunson, Mario, 1990, 91, 92, 93  
 Coggins, Roger, 1948, 49  
 Griesbach, Bob, 1952  
 Waff, Wayne, 1962  
**Radford**  
 Mauck, Mike, 1974, 75, 76  
**Richlands**  
 McGlothlin, Matt, 2003, 05, 06  
**Richmond**  
 Wood, Lee, 1989, 90  
**Roanoke**  
 Hall, Chance, 2015, 16  
**Salem**  
 Webb, Charlton, 1975, 77, 78  
**Staunton**  
 Kluge, Steve, 1979, 80, 81, 82  
**Stephens City**  
 Washington, Kelley, 2001, 02  
**Tazewell**  
 Beavers, Brent, 1997  
**Virginia Beach**  
 Adams, Mark, 1988, 89, 90, 91  
 Fayton, C.J., 2002, 03, 04, 05  
 Hunter, Justin, 2010, 11, 12  
**Waverly**  
 Taylor, Darrell, 2016, 17  
**Wise**  
 Carter, J. W., 1959, 60, 61  
**Woodbridge**  
 Frazier, Savion, 2007, 08, 09, 10  
**Yorktown**  
 Hovanic, Mark, 1985, 86, 87

## ■ WASHINGTON

**Seattle**  
 Puki, Craig, 1975, 76, 77, 78 (Capt.)

## ■ WEST VIRGINIA

**Alderson**  
 Shields, David, 1961  
 Shires, Marshall (Abe), 1938, 39, 40  
**Beckley**  
 Romine, Dave, 1940  
**Bluefield**  
 Davis, Bob, 1949, 50, 51  
 Fisher, Jody, 1941, 42  
 Milchin, Jerry, 1961, 62, 63  
 Steiner, Max, 1938, 39, 40  
**Buckhannon**  
 Gurdak, Matt, 2002, (Service)  
**Century**  
 Cvetnick, John, 1954  
**Charleston**  
 Crutchfield, Todd 1987, (Service)  
 Heydrick, Paul D., 1929  
 Huffman, Dick, 1942, 46  
 McCartney, Ronnie, 1973, 74, 75 (Capt.)  
 Moore, Mark, 1988, 89  
 Stephenson, Dave, 1946  
 Thayer, Harry J. (Hobo), 1928, 29,  
 30 (Capt.)

Zontini, Lawrence, 1942  
**Hillsboro**  
 Bartholomew, Sam, 1937, 38, 39 (Capt.)  
**Hinton**  
 Shires, Pat, 1950, 52, 53  
**Huntington**  
 Locklear, Riley, 2017  
 Tardy, Drew, 2006 (Service)  
**Madison**  
 Myers, James A. (Jim), 1941, 42, 46  
**Matawan**  
 Howard, Ermel, 1946, 47, 48  
**Montgomery**  
 Lloyde, Owen C., 1941, 42  
**Morgantown**  
 Bailey, Carey, 1988, 89, 90, 91  
**New Cumberland**  
 Woofter, Jim, 1974, 75, 76  
**North Fork**  
 Pike, Patrick (Buddy), 1944, 45, 46  
**Princeton**  
 Sizemore, Bernie, 1949, 50  
**Scarbro**  
 Cafego, George, 1937, 38, 39  
**St. Albans**  
 Coleman, Jimmy L., 1938, 39, 40  
 Mitchell, Charles T., 1941, 42, 43  
**Welch**  
 Callaway, Tom, 1967, 68, 69  
**Wheeling**  
 Reineke, Charles W., 1928, 29, 30

## ■ WISCONSIN

**Appleton**  
 Williams, Cliff, 1956  
**Milwaukee**  
 Thomas, Alfred, 1937, 38, 39

## ■ WASHINGTON D.C.

Herzbrun, Lon, 1955, 56, 57  
 McCoy, Rico, 2006, 07, 08, 09  
 Payne, D'Andre, 2014

## ■ CANADA

**Surrey, B.C.**  
 Kongbo, Jonathan, 2016  
**Hamilton, Ontario**  
 Sanderson, Dale, 1983  
**Lachine, Quebec**  
 Danychuk, Bill, T, 1964  
**St. Hubert, Quebec**  
 Dumont, Guillaume, 2003 (Service)  
**Winnipeg, Manitoba**  
 Yatkowski, Paul, 1992, 93

## ■ GERMANY

**Berlin**  
 Ritzmann, Constantin, 1999, 2000,  
 01, 03 (Capt.)  
**Stuttgart**  
 Johnson, Jakob, 2014, 15, 16





# ALL-TIME FOOTBALL STAFF

## ■ ASSISTANT COACHES

- Adkins, Greg (Marshall 1989)—Tight Ends, Offensive Line, Recruiting Coordinator 2003-2004; Tight Ends, Director of Recruiting 2005. Offensive Line 2006-08.
- Anslley, Derrick (Troy 2005) — Cornerbacks 2012.
- Altizer, Scott (Furman 1993)—Senior Services Administrative Assistant/High School Relations 1999-2004; Coordinator Football Operations 2005-08; Director/Event Management 2009; Director of Football Relations 2010-14.
- Amedee, Lynn (LSU 1963)—Quarterbacks 1979.
- Anderson, Bill (Tennessee 1958)—Offensive Ends 1964.
- Avezzano, Joe (Florida State 1965)—Offensive Line 1977-79.
- Azzanni, Zach (Central Michigan 1999) — Passing Game Coordinator 2015-16. Wide Receivers 2013-16. Recruiting Coordinator 2013-14.
- Baggett, Charlie (Michigan St. 1976)—Asst. Head Coach, Wide Receivers 2010-11.
- Bailey, John W. (Tennessee 1939)—Line 1955-63.
- Bajakian, Mike (Williams, Mass. 1996)—Offensive Coordinator/Quarterbacks 2013-14.
- Baker, Bill (Tennessee 1969)—Offensive Ends 1976.
- Barnhill, John H. (Tennessee 1928)—Freshmen 1931-34, Line 1935-40; Head Coach 1941-45.
- Barry, Mike (Southern Illinois 1969)—Offensive Line 1998-2002.
- Bates, Jim (Tennessee 1968)—Linebackers 1989.
- Battle, William R. (Bill) (Alabama 1963)—Off. Ends 1966-69; Head Coach 1970-76.
- Beard, Kevin (Miami 2003)—Wide Receivers 2017.
- Bennett, Buddy (South Carolina 1961)—Defensive Backs 1970.
- Bevis, Bill (Tennessee 1945)—Backfield 1948-49.
- Blackburn, David (Tennessee 1989)—Assistant Recruiting Coordinator 1993; Administrative Assistant 1994-98. Assistant AD Football Administration and Compliance 1999-2003; Asst. AD Administration 2004-08; Senior Associate AD/Administration and Football Operations 2009-13.
- Brackett, Deke (Tennessee 1934)—Assistant Freshmen 1934; Backfield 1935.
- Bradley, Mark (Samford 1969)—Junior Varsity 1991; Tight Ends 1992-95; Offensive Line 1996-97; Tight Ends/Assistant Offensive Line 1998-2000.
- Britton, William H. (Bill) (Army 1916)—Ends 1926-34; Head Coach 1935; Ends 1936-42, 1946.
- Brooks, Dan (Western Carolina 1976)—Defensive Line 1994-98, 2003-Pres.; Defensive Line/Recruiting Coordinator 1999-2002, Defensive Line 2003-08.
- Brown, Kippy (Memphis State 1977)—Receivers 1983-89; Assistant Head Coach/Receivers 1993-94; Receivers/Interim Head Coach 2009.
- Bumpas, Dick (Arkansas 1971)—Inside Linebackers 1985-88.
- Burney, Jacob (Tennessee-Chattanooga 1981)—Defensive Line 1993.
- Cafego, George (Tennessee 1940)—Backfield & Kickers 1955-63; Scout & B Squad 1964-73; Kickers 1974-84.
- Caldwell, Chan (Tennessee 1948)—Ends 1949-54.
- Caldwell, Steve (Arkansas State 1977)—Defensive Ends/Special Teams 1995-2005; Defensive Ends 2006-08.
- Canales, Mike (Utah State 1983)—Quarterbacks 2017.
- Capers, Dom (Mount Union 1972)—Defensive Backs 1980-81.
- Catavolos, George (Purdue 1967)—Defensive Backs 1982-83.
- Chancey, Ralph (Tennessee 1949)—Backfield 1950-63; Administrative Assistant 1979-88.
- Chaney, Jim (Central Missouri State 1985)—Offensive Coordinator/Running Backs 2009-11; Offensive Coordinator 2012.
- Chavis, John (Tennessee 1979)—Graduate Assistant 1979; Defensive Line 1989; Linebackers 1990-94; Defensive Coordinator 1995-1998; Assistant Head Coach/Defensive Coordinator/Linebackers 1999-2004; Assoc. Head Coach/Defensive Coordinator/Linebackers 2005-08.
- Clawson, Dave (Williams 1989)—Offensive Coordinator/Quarterbacks 2008.
- Coe, Charlie (Kansas State 1973)—Receivers 1990; Running Backs 1991-92.
- Coffey, Charles (Tennessee 1956)—Defensive Line 1963-65.
- Coiner, Charles (Catawba 1983)—ST/Tight Ends 2012.
- Conklin, Josh (Dakota State 2003)—Safeties 2012.
- Conlin, Jon (Virginia Tech 1972)—Defensive Backs 1976.
- Cool, W.C. (Cornell)—Line 1917.
- Cornwell, Thomas H. (Washington & Jefferson)—Line 1920.
- Cox, Bill (Florida State 1968)—Quarterbacks 1977-78.
- Cregg, James (Colorado State 1997) — Offensive Line 2009.
- Cutcliffe, David (Alabama 1976)—Part-time 1982; Tight Ends—1983-88; Running Backs 1989; Quarterbacks 1990-91; Passing Game Coordinator /Quarterbacks 1992; Offensive Coordinator/Quarterbacks 1993-94; Assistant Head Coach/Offensive Coordinator/Quarterbacks 1995-98, 2006-07.
- Davis, Bob (Tennessee 1952)—Freshmen 1966-68; Defensive Ends 1969; Scout Squad 1970; Freshmen 1971-73; Junior Varsity 1974-75; Administrative Assistant to Athletics Director 1976-85; Assistant AD/Operations 1986-88; Associate AD/Facilities 1989-2003.
- DeBord, Mike (Manchester College 1978)—Offensive Coordinator 2015-16.
- Dickey, Gerry (Wichita State 1992)—Assistant A.D. Football Operations 2003-06.
- Dockery, Rex (Tennessee 1964)—Freshmen 1970; Offensive Ends 1971.
- Donahue, Ken (Tennessee 1951)—Assistant Head Coach/Line 1956-60; Defensive Coordinator 1985-88.
- Drayton, Stan (Allegheny 1993)—Running Backs 2008.
- Dunn, Jimmy (Florida 1959)—Offensive Backs 1964-69.
- Dyar, Jim (Houston 1967)—Defensive Line 1977-79.
- Elder, Mark (Case Western Reserve 2000)—Tight Ends/Special Teams 2013-15.
- Elliott, Jerry (Auburn 1957)—Defensive Line 1973-74; Offensive Ends 1974-75.
- Emanuel, Frank (Tennessee 1965)—Defensive Ends 1979; Defensive Line 1980-81.
- Fair, Terry (Tennessee 2010)—Cornerbacks 2018-Pres.
- Faust, Hugh (Tennessee 1931)—Assistant Freshmen 1931-34; Freshmen 1935-50; Backfield 1941-42.
- Foels, Mel (Bowling Green 1965)—Outside Linebackers 1984-88; Defensive Ends 1989.
- Forrester, Ron (Arkansas 1955)—Ends 1958-59.
- Franklin, Robbie (Tennessee 1967)—Defensive Ends/Junior Varsity 1976; Outside Linebackers 1977-78.
- Friend, Will (Alabama 1998)—Offensive Line 2018-pres.
- Fulmer, Phillip (Tennessee 1972)—Student Coach 1972-73; Offensive Line 1980-88; Offensive Coordinator/Offensive Line 1989-92; Head Coach 1992-2008.
- Garner, Rodney (Auburn 1990)—Tight Ends 1996; Tight Ends/Offensive Tackles 1997.
- Garza, Willie Mack (Texas 1993) — Defensive Backs 2009.
- Gaut, David G. (Tennessee 1907)—Line 1908.
- Gibson, Vince (Florida State 1955)—Linebackers 1964-66.
- Gillespie, Robert (Florida 2005)—Running Backs 2013-17; Assistant Head Coach/Recruiting Coordinator 2016-17.
- Graham, Jay (Tennessee 2004)—Running Backs 2012.
- Gran, Eddie (California Lutheran 1987)—Running Backs/Special Teams 2009.
- Graves, Ray (Tennessee 1942)—Line 1944-45.
- Hall, Jack (Newbery 1950)—Assistant Freshmen 1969.
- Hamilton, Ray (Oklahoma 1978)—Defensive Line 1992.
- Harkness, W.S. (Bill) (Tennessee 1927)—Freshmen 1927-30.
- Harris, Walt (Pacific 1968)—Offensive Coordinator 1983-87; Assistant Head Coach/Offensive Coordinator 1988.
- Harrison, Bob (Kent State 1964)—Receivers 1977-82.
- Hatfield, Ken (Arkansas 1965)—Assistant Freshmen 1968; Freshmen 1969; Offensive Ends 1970.
- Hatfield, Sid (Tennessee 1954)—Recruiter 1970-74.
- Haupt, Dale (Wyoming 1954)—Assistant Freshmen 1960; Freshmen 1961-63.
- Helton, Tyson (Houston 1999)—Offensive Coordinator/Quarterbacks 2018-Pres.
- Herzbrun, Lon (Tennessee 1958)—Linebackers 1969-76.
- Hiestand, Harry (East Stroudsburg 1983)—Offensive Line 2010-11.
- Higdon, Bill (Tennessee 1970)—Assistant Recruiter 1975; Recruiting Coordinator 1976; Recruiting Aide 1977-79; Recruiting Coordinator 1980-88; Administrative Assistant 1989; Senior Administrative Assistant 1990-92; Assistant Athletics Director/Game Management 1992-2009.
- Hildebrand, William (Mississippi State 1946)—Assistant Freshmen 1950.

Hinshaw, Darin (Central Florida 1993)—Quarterbacks 2010-11; Wide Receivers 2012.

Hitt, Dick (Mississippi College 1930)—Line 1955-60.

Hobt, A. Watt (Ohio State)—Line 1921, Backfield 1922-23; Freshmen 1924-25.

Hofner, Jim (Cornell 1972)—Quarterbacks 1989.

Hoke, Brady (Ball State 1982)—Assoc. Head Coach/Defensive Line 2017.

Hollifield, Herbert (Chattanooga 1950)—Recruiter 1963.

Holloway, Condredge (Tennessee 1991)—Asst. AD/Director of Player Relations 1998-2008; Asst. AD/Student Athlete Relations and Lettermen 2009-Pres.

Hooser, Hobart (Tennessee 1928)—Line 1942.

Huggins, Lide (South Carolina 1964)—Offensive Ends 1972-73; Offensive Backs 1974-75.

Hughes, Drew (Alabama 2011)—Director of Player Personnel 2018-Pres.

Hust, Al (Tennessee 1943)—Ends 1947-54.

Ildzik, John (Maryland 1951)—Assistant Freshmen 1950.

Jackson, Bobby (Howard 1963)—Offensive Backs 1977-79; Defensive Coordinator/Linebackers 1980-82.

Jancek, John (Grand Valley State 1991)—Defensive Coordinator 2013-15.

Johnson, David (Nicholls State 1995)—Wide Receivers 2018-Pres.

Johnson, Harold (Tennessee 1950)—Assistant Freshman 1951

Johnson, L.B. (Farmer) (Tennessee 1929)—Line 1949-54.

Jones, Bob (Baylor 1957)—Offensive Ends 1965.

Jones, Larry (LSU 1955)—Defensive Coordinator, Defensive Line 1970, 1974-76.

Joseph, Terry (Northwestern State 1996)—Defensive Backs/Recruiting Coord. 2010-11.

Julies, John (Ball State 1974)—Junior Varsity 1978; Defensive Line 1979. Defensive Ends 1980-82.

Kean, Tim (Arkansas State 1968)—Defensive Backs 1990-92.

Kelly, Charles (Auburn 1990)—Special Teams Coordinator/Safeties 2018-Pres.

Kiffin, Monte (Nebraska 1963)—Defensive Coordinator 2009.

Kirkendall, Jake (Ohio 2007)—Asst. Director of Football Operations 2016; Director of Football Operations 2017-Pres.

Kile, Jack (Tennessee 1962)—Freshmen Line 1962-65; Recruiter 1966-69.

Kirk, Jerry (East Tennessee State 1963)—Junior Varsity 1980-81; Admin. Aide 1983.

Knotts, Doug (Duke 1956)—Defensive Line 1966-69.

Kreiger, Earl C. (Ohio 1919)—Backfield 1920.

Lacewell, Larry (Arkansas 1959)—Defensive Coordinator 1990-91.

Lindsay, Charles (Tennessee 1921)—Freshman 1926.

Lowe, W.O. (Tennessee 1920)—Line 1922-23.

Lowery, Emmett (Purdue 1934)—Assistant End and Scout 1947-58.

Luke, Matt (Mississippi 2000)—Recruiting Coordinator/Tight Ends/Offensive Line 2006-07.

Madden, Joe (Maryland 1957)—Assistant Head Coach/Defensive Backs 1977-79.

Maddox, Bob (Frostburg State 1968)—Defensive Line 1992.

Mahoney, Don (West Virginia State 1993)—Offensive Line 2013-16.

Majors, Bill (Tennessee 1961)—Assistant Freshmen 1963-64; Def. Backs 1964-65.

Majors, Johnny (Tennessee 1957)—Graduate Assistant 1957; Backfield 1958-59; Head Coach 1977-92.

Malone, Fred (Fisk 1964)—Offensive Line 1975-76.

Marmie, Larry (Eastern Kentucky 1965)—Defensive Coordinator, Inside Linebackers 1983-84; Defensive Coordinator 1992-94.

Marrone, Doug (Syracuse 1991)—Offensive Tackles/Tight Ends 2001

Marshall, Steve (Louisville 1980)—Offensive Line 1993-95.

Martinez, Willie (Miami, Fla. 1985)—Defensive Backs/Assistant Head Coach Defense 2013-16.

Mathews, Doug (Vanderbilt 1970)—Offensive Backs 1980-88; Defensive Backs 1989/Defensive Coordinator 1989.

Mauer, John (Illinois 1926)—Ends 1939-40; Fresh. 1941-42; Ends 1944-46; 1961-63.

McCollum, Andy (Austin Peay 1981)—Linebackers 1995 (Spring).

McCorvey, Woody (Alabama State 1972)—Running Backs 1999-2003

McDonald, Jim (Ohio State 1939)—Linebackers 1955-62; Head Coach 1963; Assistant Athletic Director 1964-81.

McKinney, George (Arkansas 1962)—Freshman 1964-65; Defensive Backs 1966-69.

Michael, Jason (Western Kentucky 2002)—Tight Ends 2008.

Mingey, Tim (St. Joseph's [Ind.] 1972)—Recruiting Coordinator 1989-90.

Murrell, William (Tennessee 1937)—Assistant Freshmen 1938-40; Line 1941, 1947.

Neyland, Robert R. (Army 1916)—Backfield 1925; Head Coach 1926-34, 1936-40, 1946-52; Athletics Director 1952-62.

Niedermeyer, Brian (Arkansas Pine Bluff 2012)—Tight Ends 2018-Pres.

Norris, Rex (East Texas State 1964)—Defensive Line 1990-91.

Oakes, B.F. (Illinois 1923)—Line 1924-25.

O'Neil, Bernard (Bunzy) (Tennessee 1943)—Freshmen 1952-56.

Orgeron, Ed. (Northwestern State 1984)—Assistant Head Coach/Recruiting Coordinator/Defensive Line 2009.

Pace, Bill (Wichita State 1954)—Assistant Head/Quarterbacks 1980-81.

Palermo, John (Florida State 1974)—Defensive Line 2012.

Parker, Henry Lee (Mississippi State 1948)—Administrative Assistant 1977-78.

Parker, Paul B. (Army 1916)—Line 1926-34.

Pearce, Leroy (Wyoming 1949)—Ends 1955-56.

Pederson, Steve (Nebraska 1980)—Recruiting Coordinator 1991-92; Associate Athletic Director/Football Operations 1993.

Peel, Ike (Tennessee 1941)—Assistant Freshmen 1942; Backfield 1945-48; Freshmen 1949-51; Backfield 1952-53.

Pendergrass, Brad (Tennessee 1998)—Director of Football Operations 2010-14.

Pittman, Sam (Pittsburg State 1986)—Offensive Line 2012.

Pontius, Miller (Michigan 1914)—Line 1914-15.

Price, Royal (Tennessee 1947)—Assistant Freshmen 1948.

Proctor, Bobby (Arkansas 1955)—Freshmen 1957-60.

Ramsey, Kevin (Indiana State 1984)—Defensive Backs 1995-98.

Rash, Charlie (Missouri 1959)—Offensive Line 1964-65.

Reaves, David (Appalachian State 2001)—Quarterbacks 2009.

Robinson, Harvey (Tennessee 1933)—Freshmen 1946-48; Backfield 1949-52; Head Coach 1953-54; Backfield 1960-63.

Rocker, Tracy (Auburn 1992)—Defensive Line 2018-pres.

Rohe, Chuck (Mississippi Southern 1953)—Recruiter 1964-70.

Roper, Bobby (Arkansas 1966)—Linebackers 1977-79.

Roper, Kurt (Rice 1995)—Running Backs 2006-07.

Russell, Eric (Idaho 1991)—Tight Ends/Special Teams 2010-11.

Rumph, Chris (South Carolina 1994)—Co-Defensive Coordinator/Outside Linebackers 2018-Pres.

Sanders, Randy (Tennessee 1987)—Volunteer Coach 1989-90; Receivers 1991-92; Running Backs 1993; Running Backs/Recruiting Coordinator 1994-98; Quarterbacks/Offensive Coordinator 1999-2005.

Saunders, Al (San Jose State 1969)—Quarterbacks 1982.

Scott, Larry (USF 2000)—Offensive Coordinator 2017. Tight Ends 2016-2017.

Scott, Latrell (Hampton 2001)—Wide Receivers 2008.

Sedden, Charles (Ohio State)—Line 1919.

Sells, Jack (Tennessee 1985)—Tight Ends 1989-90.

Shaw, Bill (Florida State 1972)—Defensive Line 1982-84.

Shealy, Dal (Carson-Newman 1960)—Backfield 1976.

Sherrer, Kevin (Alabama 2000)—Defensive Coordinator/Inside Linebackers 2018-Pres.

Shira, Charlie—Assistant Freshman 1951

Shoop, Bob (Yale 1988)—Defensive Coordinator 2016-17.

Sines, John (Purdue 1938)—Freshmen Ends 1953-58.

Simon, Peter (Oregon 1999)—Linebackers 2011.

Slade, Larry (Shepherd 1973)—Defensive Backs 1999-08.

Smith, Chuck (Tennessee 1992)—Defensive Line 2010

Smith, Lovie (Tulsa 1979)—Defensive Backs 1993-94.

Spognardi, Chris (Central Michigan 2008)—Assistant to the Head Coach 2013-14; Director of Football Operations 2015-16.

Steele, Kevin (Tennessee 1979)—Defensive Ends 1982; Defensive Backs 1987.

Stephens, Jimmy Ray (Florida, 1977)—Offensive Line 2002-05.

Stewart, Clifton (Tennessee 1969)—Assistant Freshmen 1971-72; Assistant Junior Varsity 1973-74.

Stiles, Wayne (Tennessee 1970)—Recruiter 1972-75.



Stripling, Steve (Colorado 1976)—Associate Head Coach/Defensive Line 2013-16; Chief of Staff/Director of Football Program Development 2017.

Sunseri, Sal (Pitt 1982)—Defensive Coordinator 2012

Sweatman, Mike (Kansas 1968)—Outside Linebackers 1983.

Taylor, Trooper (Baylor 1992)—Running Backs 2004-05; Assistant Head Coach Player Development/Running Backs 2005; Wide Receivers 2006-07.

Thigpen, Tommy (North Carolina 1993)—Linebackers 2013-17. Defensive Run Game Coord. 2016-17.

Thompson, Lance (Citadel 1987)—Linebackers 2009-10; Defensive Line 2011.

Trail, Ray (Arkansas 1963)—Offensive Line 1965-76.

VanDerzee, Kevin (State University of New York at Cortland 2000)—Director of High School Relations 2008.

Underwood, P.W. (Mississippi Southern 1957)—Linebackers 1967-68.

Vollmar, Mike (Siena Heights 1988)—Senior Associate Athletic Director/Football Administration 2013-16.

Warmath, Murray (Tennessee 1935)—Ends 1935; Line 1936-39, 1946-48.

Warren, Charlton (Air Force 1999)—Defensive Backs/Special Teams Coordinator 2017.

Warren, Dewey (Tennessee 1968)—Assistant Freshmen 1970-71.

Warwick, Bruce (Columbia College 1989)—Assistant A.D. Football Operations 2007-08.

Washington, Pat (Auburn 1986)—Wide Receivers 1995-2005.

Wells, Todd (Mobile 1993)—Director of Football Operations 2018-pres.

Weinke, Chris (Florida State 2000)—Running Backs

Wells, Walt (Belmont 1993)—Offensive Line 2017.

Welton, Bob (Adrian 1991)—Director of Player Personnel 2013-2017.

West, Hodges (Burr) (Tennessee 1941)—Line 1948-54.

West, Tommy (Tennessee 1975)—Running Backs 1990.

White, W.C. (Tennessee 1922)—Line 1945.

Wilcox, Justin (Oregon 1999)—Defensive Coordinator 2010-11.

Wilson, Frank (Nicholls State 1997) — Wide Receivers 2009.

Woodruff, Robert (Tennessee 1939)—Line 1939, 1941, 1961-62; Athletics Director 1963-85.

Wright, Jim (Texas A&M 1958)—Offensive Backs 1970-73.

Wyant, Gary (Wichita State 1963)—Defensive Backs 1971-75; Assistant Athletics Director/Football Operations 1994-96; Associate Athletics Director/Football Operations 1997-98; Senior Associate Athletics Director 1998-2007.

Zook, Ron (Miami [Ohio] 1976)—Defensive Backs 1984-86.

## ATHLETICS DIRECTORS

Barnhill, John H. (Tennessee 1928)—Freshman 1931-34, Line 1935-40; Head Coach 1941-45; Athletics Director 1941-45.

Cronan, Joan (LSU 1966)—Interim Athletics Director 2011.

Currie, John (Wake Forest 1993)—Vice Chancellor/Director of Athletics 2017.

Dickey, Doug (Florida 1954)—Head Coach 1964-69; Athletics Director 1986-July 2003.

Fulmer, Phillip (Tennessee 1972)—Director of Athletics 2017-Pres.

Hart, Dave (Alabama 1971)—Vice Chancellor/Director of Athletics 2011-16.

Hamilton, Mike (Clemson, 1985)—Athletics Director July 2003-June 2010.

Neyland, Robert R. (Army 1916)—Backfield 1925; Head Coach 1926-34, 1936-40, 1946-52; Athletic Director 1926-34, 1936-40, 1946-62.

Parker, Paul B. (Army 1916)—Line 1926-34; Athletics Director 1935.

Woodruff, Bob (Tennessee 1939)—Line 1939, 1941, 1961-62; Athletics Director 1963-85.

Wyatt, Bowden (Tennessee 1939)—Head Coach 1955-62, Acting Athletics Director March 1962-May 1963.

## TEAM TRAINERS/PHYSICIANS

Baker, Lenox (Tennessee 1929)—Trainer 1925-28.

Barry, Billy (Carson Newman)—Assistant Trainer 1966-68.

Boche, Jeronimo (Texas State 2004)—Head Athletic Trainer 2018-Pres.

Bradshaw, Tom (Carson-Newman 1973)—Assistant Trainer 1975-76.

Brashear, Dr. Robert (Tennessee 1928)—Trainer 1929-37; Team Physician, 1941-42, 46-47.

Burnside, John (Central Florida 2002)—Head Athletic Trainer 2017-18.

Christofferson, John (Colorado 1994)—Assistant Trainer 1997-2000.

Clements, Keith (Fresno State 1993)—Assistant Trainer 2000-01; Head Trainer 2002-05.

Click, Moe (Tennessee 1983)—Assistant Trainer 1985-89; Associate Trainer 1992-96.

Dean, John (San Diego State 2000)—Assistant Trainer and Director of Rehabilitation 2006-Pres.

Duncanson, Robb (Elmira College 1999)—Associate Trainer 2006-2015.

Faulkner, Dr. Frank (Tennessee Hospital)—Trainer 1928.

Forgey, J. M. (Dummy)—Assistant Trainer 1926-42.

Hill, Elmer Ike—Trainer 1942-44.

Iven, Dr. Val Gene (Oklahoma State 1985)—Team Physician 1994-2006.

Kennedy, Jenna (Oregon State (2013)—Assistant Trainer 2015-16

Kerin, Tim (Indiana [Pa.] 1969)—Trainer 1977-91.

Klenck, Dr. Chris (Purdue 1995)—Team Physician 2007-Pres.

McVeigh, Jason (Tennessee 1996)—Director of Rehabilitation 1999-2005; Head Trainer 2006-11; Director of Sports Medicine 2012-Pres.

Mullins, Leroy (Eastern Kentucky)—Associate Trainer 1973-74.

Newman, Chad (Tennessee 1994)—Assistant Trainer 1997-Pres.

O'Neill, Kevin (Pittsburgh 1976)—Assistant Trainer 1977-79.

O'Brien, Mickey—Trainer 1938-41, 1945-72.

Powell, Dr. Rex—Team Physician 1938-40.

Pfister, Rachel—Director of Sports Nutrition 2018-Pres.

Rollo, Mike (Tennessee 1977)—Assistant Trainer 1978-1985; Associate Trainer 1986-1992; Trainer 1992-2000; Assistant Athletics Director/Sports Medicine 2001-02.

Rubright, Dr. Robert (Indiana)—Team Physician 1970-93

Tufaro, Vinny (Central Florida 2011)—Assistant Trainer 2013-18.

Stansbury, Dwight (Oregon State 1983)—Assistant Trainer 1989-92.

Wall, Tom (Tennessee 1969)—Assistant Trainer 1969-73; Trainer 1973-76.

Whited, Jamie (Tennessee 1991)—Assistant Trainer 1993-96; Associate Trainer 1996-97.

Wood, Jeff (Marshall 1984)—Assistant Trainer 2002-Pres.

## STRENGTH AND CONDITIONING

Adamson, Greg (Winthrop 2008)—Assistant Strength Coach 2013-14.

Artis, A.J. (Campbell 2015)—Assistant Director of Strength & Conditioning

Ausmus, Aaron (Tennessee 1998)—Director of Strength & Conditioning 2009.

Bailey, Dan (Nebraska 1988)—Assistant Strength & Conditioning Coach 1991-95.

Brown, Brian (Southern Mississippi)—Assistant Strength & Conditioning Coach 1999-2000.

Brown, Ike (Central Michigan 2008)—Assistant Strength Coach 2013-14.

Carlisle, Chris (Chadron State 1985)—Associate Head Strength & Conditioning Coach 1998-99.

Ciano, Eric (Springfield 1996)—Associate Strength & Conditioning Coach 2002-03.

Coker, Ed (Tennessee)—Assistant Strength & Conditioning Coach 1986.

Emery, Phil (Wayne State [Mich.])—Assistant Strength & Conditioning Coach 1987-90.

Farrell, Mike (Penn State 2012)—Assistant Director of Strength & Conditioning

Fitzgerald, Craig (Maryland 1996)—Director of Strength & Conditioning 2018-Pres.

Galbreath, Harry (Tennessee)—Assistant Strength & Conditioning Coach 2007-09.

Gortmaker, Steve (Oklahoma 1998)—Associate Strength & Conditioning Coach, 2009-11.

Gullickson, Rock (Moorhead State 1978)—Director of Strength & Conditioning 2017.

Hobby, Marion (Tennessee 1989)—Assistant Strength & Conditioning Coach 1998; Associate Strength & Conditioning Coach 2004.

Hamilton, Dan (Ohio State 2002)—Assistant Strength & Conditioning Coach 2006-10.



Jerideau, Byron (South Carolina 2013)—Assistant Director of Strength & Conditioning  
 Johnson, Marquis (Prairie View A&M 2008)—Assistant Strength & Conditioning Coach 2016.  
 Krasinski, John (Montana State 1991)—Assistant Strength and Conditioning Coach 2017.  
 Lawson, Dave (West Virginia Tech 1992)—Director of Strength & Conditioning 2013-15.  
 Lehmann, Brian (Kansas State 2000)—Assistant Strength & Conditioning Coach/Sports Nutritionist 2004-06.  
 Lindsey, Robert (Oklahoma State 1987)—Assistant Strength & Conditioning Coach 1991-94.  
 Long, Johnny (Southeastern Louisiana 1994)—Assistant Strength & Conditioning Coach 1996-99; Associate Head Strength & Conditioning Coach 1999-2002; Head Strength & Conditioning Coach 2002-08.  
 McKeefeey, Ron (Ottawa 1997)—Football Head Strength Coach 2011; Director of Strength & Conditioning 2012.  
 Meadows, Mitch—Assistant Strength Coach 2016-Pres.  
 Moffitt, Tom (Tennessee Tech 1986)—Assistant Strength & Conditioning Coach 1994-95; Associate Strength & Conditioning Coach 1996.  
 Moore, Roderick (Morehouse 1997)—Assistant Strength & Conditioning Coach 2001-03; Associate Strength and Conditioning Coach 2004-06.  
 Myles, Brandon (West Virginia 2006)—Assistant Strength Coach 2013-17.  
 O'Neil, Patrick—Assistant Strength Coach 2014-Pres.  
 Ollison, Tony (Arkansas 1991)—Assistant Strength & Conditioning Coach 1996.  
 Pauletto, Bruno (Central Michigan 1978)—Strength Coach 1981-93.  
 Roll, Brad (Stephen F. Austin 1979)—Assistant Strength Coach 2016-17.  
 Smith, Tony—Assistant Strength Coach 2015.  
 Stewart, Chris (Western Carolina 1998)—Assistant Strength & Conditioning Coach 2001-04; Associate Strength & Conditioning 2005-08.  
 Stucky, John (Kansas State 1970)—Director of Athletic Fitness 1994-96; Assistant Athletic Director/Physical Development 1997-2001.  
 Szerszen, Michael (Charleston, W.Va. 2001)—Associate Strength Coach 2013-17.  
 Wills, Troy (East Tenn. St. 2003)—Assistant Strength & Conditioning Coach 2003-12.  
 Wilson, Shaq (South Carolina 2013)—Assistant Director of Strength & Conditioning  
 Wylie, Bennie (Sam Houston State 1999)—Head Football Strength Coach 2010.

## ■ RADIO NETWORK ANNOUNCERS

Anderson, Bill (Tennessee 1958)—Color Announcer 1968-98.  
 Foxx, Bob—Color Announcer 1952-67.  
 Francis, Jeff (Tennessee 1989)—Sideline Reporter 1999-2006.  
 Kelly, Andy (Tennessee 1991)—Sideline Reporter 2010-14.  
 Kesling, Bob (Tennessee 1977)—Play-by-Play 1999-Pres.  
 Mooney, George—Play-by-Play 1952-67.  
 Nelson, Lindsey (Tennessee 1941)—Play-by-Play 1949-50.  
 Priest, Tim (Tennessee 1971)—Color Announcer 1999-Pres.  
 Stout, Alan—Play-by-Play 1951.  
 Stowell, Mike (Tennessee 1993)— Sideline Reporter 2007-09.  
 Ward, John (Tennessee 1952)—Play-by-Play 1968-98.

## ■ SPORTS INFORMATION/ MEDIA RELATIONS STAFF

Barows, Sean (USF 2012)—Assistant Media Relations Director 2015-Pres.  
 Bruce, Brian (Springfield, Mass. 2009)—Assistant Media Relations Director 2012-2014.  
 Burns, MJ (Georgia Southern 2008)—Assistant Media Relations Director 2014-16.  
 Devine, Betsy (Massachusetts 2008)—Assistant Media Relations Director 2012-2014.  
 Ford, Harris D. (Bud) (Tennessee 1966)—Assistant Sports Information Director 1966-87; Sports Information Director 1987-89; Assistant Athletics Director/Sports Information 1989-99; Associate Athletics Director/Media Relations 2000-11.  
 Goddard, Larry—Sports Information Director 1946-47.  
 Grim, David (Tennessee 1984)—Assistant Sports Information Director 1988-89; Associate Sports Information Director 1990-99; Internet Communications Director 2000-03.

Harris, Cameron (TCU 2006) - Assistant Media Relations Director, 2011; Associate Media Relations Director 2012-14  
 Harris, Haywood S. (Tennessee 1951)—Sports Information Director 1961-87; Assistant Athletics Director/Media Relations 1987-89; Associate Athletics Director/Media Relations 1989-99; Historian 2000-09.  
 Hiser, Kellen (Wyoming 2010)—Assistant Media Relations Director 2016-Pres.  
 Joyner, Jack—Sports Information Director 1938-41.  
 Kniffen, Mary-Carter (Tennessee 2011)—Assistant Media Relations Director 2012-15.  
 Lee, Stephen K. (Rutgers 2008)—Assistant Media Relations Director 2012-18.  
 Mann, Keith (Nebraska 1994)—Assistant Sports Information Director 2000.  
 Manning, Charles A. (Gus) (Tennessee 1950)—Sports Information Director 1951-60; Business Manager 1960-89; Senior Associate Athletic Director 1990-96; Executive Assistant to the Athletic Director 1996-Pres.  
 Mattingly, Thomas J. (Tennessee 1970)—Assistant Sports Information Director 1987-89; Director of Special Publications 1990-2004.  
 Muir, Jeff (Arkansas 1993)—Assistant Sports Information Director 1997-99; Associate Sports Information Director 2000-03; Internet Communications Associate Director 2004-09.  
 Musser, Tucker—Sports Information Director 1948-50.  
 Nelson, Lindsey (Tennessee 1941)—Sports Information Director 1951.  
 Painter, John (Tennessee 1988)—Associate Sports Information Director 2001-11.  
 Pinkerton, Craig (Kansas State 1994)—Assistant Sports Information Director 2000; Associate Sports Information Director 2001-08.  
 Pruitt, Amanda (Harding 2009)—Publications Coordinator 2011-12; Assistant Media Relations Director 2012-Pres.  
 Rice, Brian (Tennessee 2005)—UTSports.com Writer, 2014-16.  
 Robinson, Ryan (Kentucky 1997)—Senior Associate Athletics Director for Communications, 2015-16.  
 Satkowiak, Tom (Tennessee 2002)—Assistant Sports Information Director 2005-08; Associate Media Relations Director 2009-16; Assistant Athletic Director/Media Relations, 2016-Pres.  
 Schriver, Rob—Editor, Tennessee Volunteers Magazine 1978-79.  
 Stanton, Jimmy (Southwestern 1996)—Associate Athletic Director/Communications 2010-15.  
 Stipe, Zach (Ohio Northern 2008)—Director of Football Communications 2017-Pres.  
 Smith, B. Gibson—Editor, Tennessee Volunteers Magazine 1980-87.  
 Whitworth, Mark H. (Asbury 1984)—Assistant Sports Information Director 1985-88.  
 Williams, Maurice (Livingstone 2005)—Assistant Media Relations Director 2017-Pres.  
 Yellin, Jason (Stony Brook 1996)—Assistant Athletic Director/Media Relations 2011-16.

## ■ FACILITIES, EQUIPMENT & GROUNDS STAFF

Campbell, Bobby (Tennessee 1973)—Administrative Assistant/Facilities 1990-2003; Director Sports Surface Management 2004-09.  
 Carpenter, Lon—Equipment Manager 1953-66; Equipment Repair Mgr. 1967-71.  
 Frazier, Roger—Equipment Manager 1984-Pres.  
 Hallums, Brad (Tennessee 2005)—Asst. Director/Facilities 2007-Pres.  
 Hoskins, John Deanie—Groundskeeper 1926-61.  
 Key, Cecil—Laundry Attendant 1963-65.  
 Martin, Jim—Laundry Attendant 1974-91.  
 Parrott, Max (Tennessee 1984)—Equipment Attendant 1985-86; Asst. Equipment Manager 1987-Pres.  
 Roach, Hayward—Grounds 1956-70; Groundskeeper 1971-91.  
 Roach, Myron—Groundskeeper 1992-Pres.  
 Rollo, Mike (Tennessee 1977)—Assoc. Athletics Director/Facilities 2003-07.  
 Seybold, Darren—Director/Sports Surface Management 2010-Pres.  
 Shown, Ernest—Grounds 1972-90; Stadium Supervisor 1991-2003.  
 Sitzler, Allen (Tennessee 1999)—Asst. Equipment Manager 2007-Pres.  
 Sprague, Gene—Equipment Manager 1967-83.  
 Shrieve, Chief—Equipment Manager 1946-53.  
 Wagner, Jim—Groundskeeper 1960-70.  
 Zurcher, Kevin (Tennessee 1997)—Asst. Director/Facilities 2004-07; Director of Facilities, Assistant AD/Facilities 2007-P



# ALL-TIME GRAD ASSISTANTS/QUALITY CONTROL

## 1961

Murray Armstrong, Student; Gene Etter, Student; Jack Kile, Student; Don Leake, Student.

## 1962

Ralph Baldini, Student; Warren Blankenship, Student; J.W. Carter, Student.

## 1963

Kenny Brown, Student; Jerry Ensley, Student; Larry Richards, Student; Paul Tilson, Student; Tom Williams, Student.

## 1964

Rex Dockery, Student; Mallon Faircloth, Student; Buddy Fisher, Student; Jerry Milchin, Student; Bobby Morton, Student; Bob Zvolerin, Student.

## 1965

Rex Dockery, Student; Fred Martin, Student; Jerry Milchin Student; John Paty, Student; Jimmy Sullivan, Student; Al Tanara, Student.

## 1966

Tom Bass, Student; Bobby Frazier, Student; Glenn Gary, Student; Bobby Gratz, Student; David Leake, Student; Sam Robertson, Student.

## 1967

Doug Archibald, Student; Terry Bird, Student; Mack Gentry, Student; David Leake, Student; Bob Rollins, Student; Hal Wentland, Student; Gerald Woods, Student.

## 1968

Jim Bates, Student; Albert Dorsey, Student; Mack Gentry, Student; Joe Graham, Student; David Leake, Student; Bob Rollins, Student; Gerald Woods, Student.

## 1969

Jerry Holloway, Student; Rufus Lassiter, Student; Jim McDonald, Student; Neal McMeans, Student; Johnny Mills, Student.

## 1970

Walter Chadwick, Student; Jim Clark, Student; Mike Jones, Student; Gary Kreis, Student; Rufus Lassiter, Student; Clifton Stewart, Student; Wayne Stiles, Student; Dick Williams, Student.

## 1971

Frank Emanuel, Student; Manley Mixon, Student; Tim Priest (Tennessee 1971), Freshman Staff; Steve Robinson, Student; Wayne Stiles, Student; James Woody, Student.

## 1972

Tom Bennett, Student; Ron Durby Student; Phillip Fulmer, Student; Jim Higdon, Student; Don McLeary, Student; Tim Priest, Student ; Gary Theiler,

Student.

## 1973

David Allen, Student; Gene; DeFillippo, Student; Bill Emendorfer, Student; Rob Frere, Student; Phillip Fulmer, Student; Jim Higdon, Student; Tom Johnson, Student; Phil Pierce, Student; Jim Place, Student; Steve Slack, Student; Tim Townes, Tike; Student; John Wagster, Student; Mike Working, Student; Jimmy Young, Student.

## 1974

John Carlo, Student; Steve Chancey, Student; Gene DeFillippo, Student; Bill Emendorfer, Student; Jim Place, Student; Mike Working, Student.

## 1975

Steve Chancey, Student; Steve Cone, Student; Bruce Elliot, Student; Conrad Graham, Student; Mike Gulliano, Student; Tom Jones, Student; Dick Meyer, Student; Mike Townsend, Student.

## 1976

Bill Baker, Student; Eddie Courtney, Student; Stan Godfrey (Mars Hill 1967) Part Time; Paul Johnson, Student; Sparky Woods (Carson-Newman 1976), Part Time.

## 1977

Craig Boller (Iowa State 1970), Part Time-Junior Varsity; Richard Coachys (Indiana 1965), Part Time; Stan Godfrey; (Mars Hill 1967), Part time; John Julies (Ball State 1974), Student.

## 1978

Craig Boller (Iowa State 1970) Part Time-Junior Varsity; Roger Cook (Mississippi State 1972), Part Time; Ron Cox (Fayetteville State), Volunteer; Scott Farrar, Student; Danny Jenkins, Student; David Lyons, Student; Doug Smith, Student.

## 1979

Billy Arbo (Tennessee 1979), Graduate Asst.; John Chavis (Tennessee 1979), Graduate Asst.; Roger Cook (Mississippi State 1972), Part Time; Ron Cox (Fayetteville State) Volunteer; Chris Fischer (Baker 1975), Part Time-Junior Varsity; Greg Gibson (Louisville 1978), Part Time.

## 1980

Ron Cox (Fayetteville State), Volunteer; Brad Fields, Student; Greg Gibson (Louisville 1978), Part Time; Jim Hall, Part time; Jim Harrison, Student; Steve Marshall (Louisville 1980), Part time; Kevin Steele (Tennessee 1979), Student.

## 1981

Ron Cox (Fayetteville State), Volunteer; Greg Gibson (Louisville 1978), Part Time; Steve Marshall (Louisville 1980), Part

Time.

## 1982

Ron Cox (Fayetteville State) Volunteer; David Cutcliffe (Alabama 1976), Part Time; Greg Gibson (Louisville 1978), Part Time-Junior Varsity; Kevin Steele (Tennessee 1979) Part Time.

## 1983

Todd Berry (Tulsa 1983), Graduate Asst.; Jim Davis, Graduate Asst.-Junior Varsity; Donald Dunn, Graduate Asst.; Scotty Kessler (Pacific Lutheran 1981), JV Staff; Steve King, JV Staff; Mike Pack, JV Staff; Dennis Therrell (Tennessee Tech 1976), JV Staff; Charles Thomas, Graduate Asst.

## 1984

Gerald Brown, Graduate Asst.; Donald Dunn, Donald, Graduate Asst.-Junior Varsity; Jeff Morrow, Graduate Asst.; Preston O'Neal, Graduate Asst.; Mike Pack, Graduate Asst.; Dennis Therrell (Tennessee Tech 1976), Graduate Asst.; Charles Thomas, Graduate Asst.

## 1985

Dave Borberly (DePauw 1981), Graduate Asst.; Mike Casteel (Tennessee), Graduate Asst.; Barry Gibson, Graduate Asst.; Jeff Morrow, Graduate Asst.; Preston O'Neal, Graduate Asst.-Junior Varsity; Jack Sells (Tennessee 1985) Graduate Asst.

## 1986

Mike Casteel (Tennessee), Graduate Asst.; Taz Ellinger (Utah), Graduate Asst.; Todd Fugett (East Central Oklahoma, 1983), Graduate Asst.; Jon Gruden (Dayton 1985), Graduate Asst.; Scotty Kessler (Pacific Lutheran 1981), Volunteer; Mike Overton (Tennessee), Graduate Asst.; Dick Russell (Troy State), Graduate Asst.; Jack Sells (Tennessee 1985), Graduate Asst.; Garth Warren (Pacific Lutheran 1983), Graduate Asst.

## 1987

Daryl Dickey (Tennessee 1986), Graduate Asst.; Taz Ellinger (Utah), Graduate Asst.-Junior Varsity; Jon Gruden (Dayton 1985), Graduate Asst.; Robert Henry (Mississippi), Graduate Asst.; Dick Russell (Troy State) Volunteer; Gary Smith, (Virginia Tech) Graduate Asst.

## 1988

Scott Conley (East Texas State), Graduate Asst.; Daryl Dickey (Tennessee, 1986), Volunteer; Todd Kirk (Tennessee 1988), Graduate Asst.; Todd Murgatroyd (West Liberty State 1986); Graduate Asst.; Gary Smith (Virginia Tech), Graduate Asst.; Brian Williams (Kentucky); Graduate Asst.

## 1989

Stan Brown (Davidson, 1978), Graduate Asst.; Bob Garmon (Tennessee 1988),



Graduate Asst.; Dale Jones (Tennessee 1986), Graduate Asst.; Scott King (Livingston 1988), Graduate Asst.; Todd Kirk (Tennessee 1988), Graduate Asst.; Todd Murgatroyd (West Liberty State 1986), Graduate Asst.; Robert Nunn (Oklahoma State 1988), Graduate Asst.; Randy Sanders (Tennessee), Volunteer.

### 1990

Mark Bradley (Samford 1969), Graduate Asst.; Steve Caldwell (Arkansas St. 1977), Graduate Asst.; Bob Garmon (Tennessee 1988), Graduate Asst.; Robert Nunn (Oklahoma State 1988), Graduate Asst.; Randy Sanders (Tennessee), Volunteer; Mike Wolfe (Oklahoma State 1988), Graduate Asst.

### 1991

Mark Bradley (Samford 1969), Graduate Asst.-Junior Varsity; Terence Cleveland (Tennessee 1991), Graduate Asst.; Drew Fabianich (Mesa State 1987), Graduate Asst.; Bob Garmon (Tennessee 1988), Graduate Asst.; Terry Lantz, Graduate Asst. Bill Sliwa, Graduate Asst.

### 1992

Steve Bird (Eastern Kentucky 1982), Graduate Asst.; Drew Fabianich (Mesa State 1987), Graduate Asst.

### 1993

Reggie McKenzie (Tennessee), Graduate Asst.; Dick O'Brien (Tampa 1963), Graduate Asst.

### 1994

Dick O'Brien (Tampa 1963), Graduate Asst.; Shannon O'Brien (Maryville), Graduate Asst.

### 1995

Robby Collier (Tennessee 1995), Graduate Asst.; Dick O'Brien (Tampa 1963), Graduate Asst.

### 1996

Jeff Leiker (Washburn 1985), Graduate Asst.

### 1997

Steve Jameson (Worcester Polytechnic Institute), Graduate Asst.; Kurt Roper (Rice 1995); Graduate Asst.

### 1998

Steve Jameson (Worcester Polytechnic Institute); Graduate Asst.; Kurt Roper (Rice 1995), Graduate Asst.

### 1999

Ryan Held (Nebraska 1998), Graduate Asst.; Shawn Quinn (Carson-Newman 1995), Graduate Asst.

### 2000

J.P. Purvis (Mississippi 1986), Graduate Asst.; Shawn Quinn (Carson-Newman 1995), Graduate Asst.

### 2001

Shane Beamer (Virginia Tech 1999), Graduate Asst.; Shawn Quinn (Carson-

Newman 1995); Graduate Asst.

### 2002

Shane Beamer (Virginia Tech 1999), Graduate Asst.; Marcus Satterfield (East Tennessee State 1999), Graduate Asst.

### 2003

Shane Beamer (Virginia Tech 1999), Graduate Asst.; Marcus Satterfield (ETSU 1999), Graduate Asst.

### 2004

Jason Michael (Western Kentucky 2002), Graduate Asst.; Geep Wade (Tennessee-Chattanooga, 2001), Graduate Asst.

### 2005

Jay Graham (Tennessee 2004), Graduate Asst.; Shep Campbell (Arkansas 2001), Graduate Asst.

### 2006

Rick Clausen (Tennessee 2005), Graduate Asst.; Shawn Witten (Virginia Tech 2003), Graduate Asst.

### 2007

Jim Bob Cooter (Tennessee 2006), Graduate Asst.; Raasaan Haralson (Southern 1999), Graduate Asst.

### 2008

Jim Bob Cooter (Tennessee 2006), Graduate Asst.; Raasaan Haralson (Southern 1999), Graduate Asst.

### 2009

Mitch Browning (Capital 1979), Graduate Asst.; Inky Johnson (Tennessee 2009), Graduate Asst.

### 2010

Chino Fontenette (Tulane 2003), Graduate Asst.; Peter Sirmon (Oregon 1999), Graduate Asst.

### 2011

Chino Fontenette (Tulane 2003), Graduate Asst.; Schirra Fields (LSU 2006) Graduate Asst.

### 2012

Brandon Staley (Dayton 2005), Graduate Asst.; Kyle Manley Georgia Tech 2008) Graduate Asst.; Derrick Foster Graduate Asst.; Schirra Fields (LSU 2006) Graduate Asst.

### 2013

Chase Gibson (Marshall 2007) Graduate Asst.; Cody Kempt (Montana State 2010) Graduate Asst.; Larry Knight (Central Michigan 2010) Graduate Asst.; Anthony Parker (Tennessee 2008) Graduate Asst.; Terry Fair (Tennessee 2010) Quality Control; Derrick Lett (Bowling Green 2006) Quality Control; Greg Meyer (Case Western Reserve 2010) Quality Control.

### 2014

Merci Falaise (NC State 2007), Graduate Asst.; Chase Gibson (Marshall 2007), Graduate Asst.; Larry Knight (Central

Michigan 2010), Graduate Asst.; Anthony Parker (Tennessee 2008), Graduate Asst.; Nick Sheridan (Michigan 2010), Graduate Asst.; Terry Fair (Tennessee 2010), Quality Control; Derrick Lett (Bowling Green 2006), Quality Control; Greg Meyer (Case Western Reserve 2010), Quality Control.

### 2015

Derek Day (Butler 2009), Graduate Asst.; Merci Falaise (NC State 2007), Graduate Asst.; Chase Gibson (Marshall 2007), Graduate Asst.; Kevin Koger (Michigan 2011), Quality Control; Greg Meyer (Case Western Reserve 2010), Quality Control; Nate Ollie (Ball State 2014), Graduate Asst.; Nick Sheridan (Michigan 2010), Graduate Asst.; Stephen Smith (Southwestern Assemblies of God 2006), Quality Control; Tom Zagorski (Case Western Reserve 2007), Quality Control.

### 2016

Cameron Clemmons (Western Kentucky 2013), Graduate Asst.; Caleb Cox (Kentucky Christian 2013), Graduate Asst.; Derek Day (Butler 2009), Quality Control; Nathan Ollie (Ball State 2014), Quality Control; Jon Shalala (Grand View 2015), Quality Control; Nick Sheridan (Michigan 2010), Quality Control; Stephen Smith (Southwestern Assemblies of God 2006), Quality Control; Walt Wells (Belmont 1993), Quality Control; Ryan West (Tennessee 2006), Quality Control.

### 2017

Cameron Clemmons (Western Kentucky 2013), Graduate Asst.; Caleb Cox (Kentucky Christian 2013), Graduate Asst.; Nathan Ollie (Ball State 2014), Graduate Asst.; Jon Shalala (Grand View 2015), Graduate Asst.; Gerald Brown (Memphis 1982), Quality Control; Eric Lewis (San Diego State 1998), Quality Control; Kort Shankweiler (East Carolina 2006), Quality Control; Ryan Slowick (Wisconsin-Oshkosh 2003), Quality Control; Stephen Smith (Southwestern Assemblies of God 2006), Quality Control; Tony Sorrentino (The College of New Jersey 2005), Quality Control; Kyle Visciglia (UCLA 2010), Quality Control; Ryan West (Tennessee 2006), Quality Control.

### 2018

Cameron Clemmons (Western Kentucky 2013), Graduate Asst.; Caleb Cox (Kentucky Christian 2013), Graduate Asst.; Karmichael Dunbar (Louisiana 2017), Graduate Asst.; Jon Shalala (Grand View 2015), Graduate Asst.; Bert Biffani (Florida State 2013), Quality Control; Carter Blount (Alabama 2011), Quality Control; Brandon Deaderick (Alabama 2010), Quality Control; Montario Hardesty (Tennessee 2010), Quality Control; Vince Lewis (Western Kentucky 2016), Quality Control; Kevin O'Brien (Colorado State 2015), Quality Control; DJ Pettway (Alabama 2016); Tino Sunseri (Pittsburgh 2012), Quality Control

## ALL-TIME STARTING LINEUPS

**1933**

LE - Alton Frank  
 LT - Milton Mark  
 LG - J.B. Ellis  
 C - Talmadge Maples  
 RG - Gordon Smith  
 RT - Howard Bailey  
 RE - Murray Warmath  
 BB - Deke Brackett  
 WB - Leo Petrucci  
 TB - Beattie Feathers  
 FB - Breezy Wynn/  
 Malcom Anderson

**1934**

LE - Louis Pounders  
 LT - Alfred Austelle  
 LG - Ralph Hatley  
 C - Jim Claxton  
 RG - Murray Warmath  
 RT - Howard Bailey  
 RE - Gene Rose  
 BB - Henry Krouse  
 WB - Edwin Palmer  
 TB - Charles Vaughan  
 FB - George Craig

**1935**

LE - Sonny Humphries  
 LT - Edwin Crawford  
 LG - Dewitt Weaver  
 C - Herbie Tade  
 RG - Joe Dougherty  
 RT - Frank Crawford  
 RE - Gene Rose  
 BB - Fred Moses  
 WB - Edwin Palmer  
 TB - Phil Dickens  
 FB - William Lippe

**1936**

LE - James Porter  
 LT - Frank Crawford  
 LG - Dewitt Weaver  
 C - Joe Little  
 RG - Joe Black Hayes  
 RT - Robert Fulton  
 RE - Ralph Eldred  
 BB - William McCarren  
 WB - Melvin Herring  
 TB - Phil Dickens  
 FB - Marion Perkins

**1937**

LE - Bowden Wyatt  
 LT - Bob Woodruff  
 LG - Willie Lefler  
 C - Joe Little  
 RG - Joe Black Hayes  
 RT - Frank Crawford  
 RE - Ralph Eldred  
 BB - William McCarren  
 WB - Edwin Duncan  
 TB - Walter Wood  
 FB - Marion Perkins

**1938**

LE - George Hunter  
 LT - Abe Shires  
 LG - Ed Molinski  
 C - Jim Rike  
 RG - Bob Suffridge

RT - Boyd Clay  
 RE - Bowden Wyatt  
 BB - Sam Bartholomew  
 WB - Bob Foxx  
 TB - George Cafego  
 FB - Leonard Coffman

**1939**

LE - Jimmy Coleman  
 LT - Abe Shires  
 LG - Ed Molinski  
 C - Jim Rike  
 RG - Bob Suffridge  
 RT - Boyd Clay  
 RE - Ed Cifers  
 BB - Sam Bartholomew  
 WB - Bob Foxx  
 TB - George Cafego  
 FB - Leonard Coffman

**1940**

LE - Jimmy Coleman  
 LT - Marshall Shires  
 LG - Ed Molinski  
 C - Norbert Ackermann  
 RG - Bob Suffridge  
 RT - Burr West  
 RE - Ed Cifers  
 BB - Ike Peel  
 WB - Bob Foxx  
 TB - Van Thompson  
 FB - Bill Nowling

**1941**

LE - Mike Balitsaris  
 LT - Leonard Simonetti  
 LG - Rudy Klarer  
 C - Ray Graves  
 RG - Henry Noel  
 RT - Don Edmiston  
 RE - Al Hust  
 BB - Ike Peel  
 WB - Jimmy  
 Schwartzinger  
 TB - Johnny Butler  
 FB - Bill Nowling

**1942**

LE - Al Hust  
 LT - Denver Crawford  
 LG - Jimmy Myers  
 C - Jody Fisher  
 RG - Royal Price  
 RT - Dick Huffman  
 RE - O.C. Lloyd  
 BB - Charles Mitchell  
 WB - James Gaffney  
 TB - Robert Cifers  
 FB - Bill Nowling

**1943**

NO TEAM - World War II

**1944**

LE - Roy Cross  
 LT - Russ Dobelstein  
 LG - E.J. Asbury  
 C - Russ Morrow  
 RG - Bob Dobelstein  
 RT - Bo Stewart  
 RE - Patrick (Buddy) Pike  
 BB - Billy Bevis  
 WB - Casey Stephenson

TB - Buster Stephens  
 FB - Mark Major

**1945**

LE - Charles Wildman  
 LT - Russ Dobelstein  
 LG - Claude McQuady  
 C - Ben Miller  
 RG - Bob Dobelstein  
 RT - Mike Paidousis  
 RE - Patrick (Buddy) Pike  
 BB - Billy Bevis  
 WB - Casey Stephenson  
 TB - Buster Stephens  
 FB - John Manning

**1946**

LE - Franklin Hubbell  
 LT - Dick Huffman  
 LG - Royal Price  
 C - Dave Stephenson  
 RG - Ray Drost  
 RT - Denver Crawford  
 RE - Dick Jordan  
 BB - Charley Mitchell  
 WB - Bill Hillman  
 TB - Walter Slater  
 FB - Mark Major

**1947**

LE - Chan Caldwell  
 LT - Charles Wildman  
 LG - Clayton Stapleton  
 C - Ralph Huneycutt  
 RG - Ray Drost  
 RT - Denver Crawford  
 RE - Ben Huddleston  
 BB - Orvis Milner  
 WB - Bob Lund  
 TB - Hal Littleford  
 FB - George Balitsaris

**1948**

LE - Jim Powell  
 LT - Jack Stroud  
 LG - Ray John Elkas  
 C - Ralph Huneycutt  
 RG - Charles Baker  
 RT - Norman Messeroll  
 RE - Al Russas  
 BB - Jack Armstrong  
 WB - Bob Lund  
 TB - Hal Littleford  
 FB - Ralph Chancey

**1949**

*Offense*  
 LE - Charles Cummins  
 LT - Bill Pearman  
 LG - Ray Elkas  
 C - Bob Davis  
 RG - Chaddy Baker  
 RT - Ken Donahue  
 RE - Jim Miner  
 BB - Jimmy Hahn  
 WB - Bert Rechichar  
 TB - Hal Littleford  
 FB - Bernie Sizemore  
*Defense*  
 LE - Bud Sherrod  
 LT - Norman Messeroll  
 LG - Ted Daffer

RG - Jim Vugrin  
 RT - Jack Stroud  
 RE - Allen Fielden  
 LB - Gordon Polofsky  
 LB - Bill Jasper  
 HB - Jimmy Hill  
 HB - J.W. Sherrill  
 S - W.C. Cooper

**1950**

*Offense*  
 LE - John Gruble  
 LT - Jack Stroud  
 LG - Earl Campbell  
 C - Bob Davis  
 RG - John Michels  
 RT - Jim Haslam  
 RE - Vince Kaseta  
 BB - Jimmy Hahn  
 WB - Bert Rechichar  
 TB - Hank Lauricella  
 FB - Dick Ernsberger+/  
 Andy Kozar

*Defense*

E - Bud Sherrod  
 T - Roy Smith  
 G - Ted Daffer  
 G - Francis Holohan  
 T - Bill Pearman  
 E - Doug Atkins  
 LB - Gordon Polofsky  
 LB - Bill Jasper  
 HB - Jimmy Hill  
 HB - J.W. Sherrill  
 S - Bert Rechichar

**1951**

*Offense*  
 LE - John Davis  
 LT - Charley Stokes  
 LG - Vernon Lyons  
 C - Bob Davis  
 RG - John Michels  
 RT - Jim Haslam  
 RE - Vince Kaseta  
 BB - Jimmy Hahn  
 WB - Bert Rechichar  
 TB - Hank Lauricella  
 FB - Andy Kozar+/  
 Dick Ernsberger  
*Defense*  
 LE - Mack Franklin  
 LT - Bob Fisher  
 LG - Ted Daffer  
 RG - Francis Holohan  
 RT - Bill Pearman  
 RE - Doug Atkins  
 LB - Bill Jasper  
 LB - Gordon Polofsky  
 HB - Ray Martin  
 HB - Joe Maiure  
 S - Bert Rechichar

**1952**

*Offense*  
 LE - John Davis  
 LT - Dick Mayock  
 LG - Earl Campbell  
 C - Roger Vest  
 RG - John Michels  
 RT - Jim Haslam  
 RE - Vic Kolenik

BB - Harold Hubbard  
 WB - Ed Morgan  
 TB - Pat Shires  
 FB - Andy Kozar  
*Defense*  
 LE - Mack Franklin  
 LT - Bob Fisher  
 LG - Francis Holohan  
 RG - Andy Meyers  
 RT - Doug Atkins  
 RE - Roger Rotroff  
 LB - Bill Barbish  
 LB - Gene Moeller  
 HB - Jerry Hyde  
 HB - Joe Maiure  
 S - Bobby Brengle

**1953**

LE - Mack Franklin  
 LT - Bob Fisher  
 LG - John Powell  
 C - Lamar Leachman  
 RG - Bob Scott  
 RT - Darris McCord  
 RE - Roger Rotroff  
 BB - Bill Barbish  
 WB - Jerry Hyde  
 TB - Jim Wade  
 FB - Ted Schwanger

**1954**

LE - Roger Urbano  
 LT - Jerry DeLuca  
 LG - Charles Coffey  
 C - Charles Scholes  
 RG - Frank McCroskey  
 RT - Darris McCord  
 RE - Edd Cantrell  
 BB - Jim Beutel  
 WB - Terry Sweeney  
 TB - Johnny Majors  
 FB - Tom Tracy

**1955**

LE - Buddy Cruze  
 LT - Charles Rader  
 LG - Bruce Burnham  
 C - Dave Stottlemeyer  
 RG - Charles Coffey  
 RT - John Gordy  
 RE - Roger Urbano  
 BB - Jim Beutel  
 WB - Bob Hibbard  
 TB - Johnny Majors  
 FB - Tommy Bronson

**1956**

LE - Buddy Cruze  
 LT - Charles Rader  
 LG - Bruce Burnham  
 C - Bubba Howe  
 RG - Bill Johnson  
 RT - John Gordy  
 RE - Roger Urbano  
 BB - Stockton Adkins  
 WB - Bill Anderson  
 TB - Johnny Majors  
 FB - Tommy Bronson  
 KS - Sammy Burklow



CB - Conrad Graham  
 CB - David Allen  
 SS - Tim Priest  
 FS - Bobby Majors  
 P - Bobby Majors

**1971***Offense*

TE - Gary Theiler  
 LT - Gaylon Hill  
 LG - Phillip Fulmer  
 C - Tom Johnson  
 RG - Bill Emendorfer  
 RT - Joe Balthrop  
 SE - Joe Thompson  
 WB - Stan Trott  
 QB - Jim Maxwell  
 TB - Bill Rudder  
 FB - Curt Watson  
 PK - George Hunt

*Defense*

LE - Ken Lambert  
 LT - Frank Howell  
 RT - John Wagster  
 RE - Carl Johnson  
 LB - Ray Nettles  
 LB - Jamie Rotella  
 LB - Jackie Walker  
 CB - Conrad Graham  
 CB - David Allen  
 SS - Eddie Brown  
 FS - Bobby Majors  
 P - Bobby Majors

**1972***Offense*

TE - Sonny Leach  
 LT - Gene Killian  
 LG - Gaylon Hill  
 C - Tom Johnson  
 RG - Bill Emendorfer  
 RT - David Shaffer  
 SE - Emmon Love  
 QB - Condredge  
 Holloway  
 WB - Jimmy Young  
 TB - Haskel Stanback  
 FB - Steve Chancy  
 PK - Ricky Townsend

*Defense*

LE - Ken Lambert  
 LT - Robert Pulliam  
 RT - John Wagster  
 RE - Carl Johnson  
 LB - Art Reynolds  
 LB - Eddie Wilson  
 LB - Jamie Rotella  
 CB - Conrad Graham  
 CB - David Allen  
 SS - Tim Townes  
 FS - Eddie Brown  
 P - Neil Clabo

**1973***Offense*

TE - Tommy West  
 LT - Steve Cone  
 LG - Gene Killian  
 C - Steve Urubek  
 RG - Mickey Marvin  
 RT - Larry Satterfield  
 SE - Emmon Love  
 QB - Condredge  
 Holloway

RG - Charles Rosenfelder  
 RT - Jerry Holloway  
 SE - Gary Kreis  
 WB - Bill Baker  
 QB - Bubba Wyche  
 TB - Richmond Flowers  
 FB - Richard Pickens  
 PK - Karl Kremser

*Defense*

LE - Neal McMeans  
 LT - Dick Williams  
 RT - Frank Yanosky  
 RE - Jim McDonald  
 LB - Steve Kiner  
 LB - Jack Reynolds  
 MG - James Woody  
 CB - Jimmy Weatherford  
 CB - Mike Jones  
 MM - Nick Showalter  
 FS - Bill Young  
 P - Herman Weaver

**1969***Offense*

TE - Ken DeLong  
 LT - Steve Robinson  
 LG - Don Denbo  
 C - Mike Bevans  
 RG - Chip Kell  
 RT - Joe Balthrop  
 SE - Gary Kreis  
 WB - Lester McClain  
 QB - Bobby Scott  
 TB - Don McLeary  
 FB - Curt Watson  
 PK - George Hunt

*Defense*

LE - Vic Dingsus  
 LT - Frank Yanosky  
 RT - Steve Carroll  
 RE - James Woody  
 LB - Steve Kiner  
 LB - Jack Reynolds  
 LB - Jackie Walker  
 CB - Benny Dalton  
 CB - Mike Jones  
 SS - Tim Priest  
 FS - Bill Young  
 P - Herman Weaver

**1970***Offense*

TE - Gary Theiler  
 LT - Steve Robinson  
 LG - Don Denbo  
 C - Mike Bevans  
 RG - Chip Kell  
 RT - Joe Balthrop  
 SE - Joe Thompson  
 WB - Lester McClain  
 QB - Bobby Scott  
 TB - Don McLeary  
 FB - Curt Watson  
 PK - George Hunt

*Defense*

LE - Manley Mixon  
 LT - Bill Emendorfer  
 RT - John Wagster  
 RE - Ronnie Drummonds  
 LB - Ray Nettles  
 LB - James Woody+/  
 Jamie Rotella  
 LB - Jackie Walker

MG - Robbie Franklin  
 RT - Bill Cameron  
 RE - Bobby Frazier  
 LB - Tom Fisher  
 LB - Frank Emanuel  
 CB - Harold Stancell  
 CB - Jerry Smith  
 MM - Doug Archibald  
 FS - Bob Petrella  
 P - Ron Widby

**1966***Offense*

TE - Austin Denney  
 LT - John Boynton  
 LG - Charles Rosenfelder  
 C - Bob Johnson  
 RG - Elliott Gammage  
 RT - Terry Bird  
 SE - Johnny Mills  
 WB - Richmond Flowers  
 QB - Dewey Warren  
 TB - Charlie Fulton  
 FB - Richard Pickens  
 KS - Gary Wright

*Defense*

LE - Neal McMeans  
 LT - Dick Williams  
 MG - Bobby Morel  
 RT - Derrick Weatherford  
 RE - Nick Showalter  
 LB - Doug Archibald  
 LB - Paul Naumoff  
 CB - Harold Stancell  
 CB - Jerry Smith  
 MM - Jimmy Glover  
 FS - Bill Young  
 P - Ron Widby

**1967***Offense*

TE - Ken DeLong  
 LT - Elliott Gammage  
 LG - Joe Graham  
 LE - Glenn Gray  
 RT - Charles Rosenfelder  
 RT - John Boynton  
 SE - Terry Dalton  
 WB - Richmond Flowers  
 QB - Dewey Warren  
 TB - Walter Chadwick  
 FB - Richard Pickens  
 PK - Karl Kremser

*Defense*

LE - Neal McMeans  
 LT - Dick Williams  
 MG - Rick Marino  
 RT - Derrick Weatherford  
 RE - Jim McDonald  
 LB - Steve Kiner  
 LB - Jack Reynolds  
 HB - Jim Weatherford  
 HB - Albert Dorsey  
 MM - Jimmy Glover  
 FS - Mike Jones  
 P - Herman Weaver

**1968***Offense*

TE - Ken DeLong  
 LT - Mike Gooch  
 LG - Don Denbo  
 C - Chip Kell

**1962**

LE - John Bill Hudson  
 LT - Kenny Brown  
 LG - Larry Richards  
 C - L.T. Helton  
 RG - Bob Dalton  
 RT - Tom Williams  
 RE - Pat Augustine  
 BB - Wayne Coleman  
 WB - Wayne Wair  
 TB - Mallon Faircloth  
 FB - George Canale  
 KS - George Shufford

**1963**

LE - Al Tanara  
 LT - Bob Zvolerin  
 LG - Ned Sullivan  
 C - Bert Ackermann  
 RG - Steve DeLong  
 RT - Dick Evey  
 RE - Buddy Fisher  
 BB - Ken Honea  
 WB - John Paty  
 TB - Mallon Faircloth  
 FB - Stan Mitchell  
 P - Jackie Cotton  
 KS - Fred Martin

**1964***Offense*

TE - Whit Canale  
 LT - Gerald Woods  
 LG - Terry Bird  
 C - Bert Ackermann  
 RG - Robbie Franklin  
 RT - Bill Cameron  
 SE - Paul Naumoff  
 QB - Art Galiffa  
 WB - Stan Mitchell  
 TB - Hal Wantland  
 FB - Jack Patterson  
 KS - Fred Martin

*Defense*

LE - Glenn Gray  
 LT - Joe Graham  
 MG - Steve DeLong  
 RT - Carl Ellis  
 RE - Bobby Frazier  
 MM - Doug Archibald  
 LB - Frank Emanuel  
 LB - Tom Fisher  
 CB - Harold Stancell  
 CB - Jerry Smith  
 FS - Bob Petrella  
 P - Ron Widby

**1965***Offense*

TE - Austin Denney  
 LT - John Boynton  
 LG - Larry Richards  
 C - Bob Johnson  
 RG - Bobby Gratz  
 RT - Jim Lowe  
 SE - Johnny Mills  
 WB - Hal Wantland  
 QB - Charles Fulton  
 TB - Walter Chadwick  
 FB - Stan Mitchell  
 PK - David Leake

*Defense*

LE - Paul Naumoff  
 LT - Mack Gentry

**1957**

LE - Landon Darty  
 LT - Jim Smelcher  
 LG - Lon Herzbrun  
 C - Dave Stottlemeyer  
 RG - Bill Johnson  
 RT - Frank Kolinsky  
 RE - Murray Armstrong  
 BB - Stockton Adkins  
 WB - Bill Anderson  
 TB - Bobby Gordon  
 FB - Tommy Bronson  
 KS - Sammy Burklow

**1958**

LE - Mike LaSorsa  
 LT - Bo Shafer  
 LG - Joe Lukowski  
 C - Ray Moss  
 RG - Bobby Urbano  
 RT - Joe Schaffer  
 RE - Tommy Potts  
 BB - Jim Cartwright  
 WB - Bobby Sandlin  
 TB - Bill Majors  
 FB - Carl Smith  
 KS - Sammy Burklow

**1959**

LE - Mike LaSorsa  
 LT - Lebron Shields  
 LG - Joe Lukowski  
 C - Ray Moss  
 RG - Wayne Grubb  
 RT - Joe Schaffer  
 RE - Cotton Letner  
 BB - Jim Cartwright  
 WB - Ken Waddell  
 TB - Bill Majors  
 FB - Bunny Orr  
 KS - Cotton Letner

**1960**

LE - Mike LaSorsa  
 LT - Don Cissell  
 LG - Paul Inglett  
 C - Mike Lucci  
 RG - Wayne Grubb  
 RT - Ken Frost  
 RE - Cotton Letner  
 BB - Jim Cartwright  
 WB - Ken Waddell  
 TB - Glenn Glass  
 FB - J. W. Carter  
 KS - Cotton Letner

**1961**

LE - Mike Stratton  
 LT - Kenny Brown  
 LG - Ned Sullivan  
 C - Mike Lucci  
 RG - Larry Richards  
 RT - Paul Tilson  
 RE - Pat Augustine  
 BB - Wayne Coleman  
 WB - Hubert McClain  
 TB - Mallon Faircloth  
 FB - J.W. Carter+/Bunny  
 Orr  
 KS - Gary Cannon



TB - Haskel Stanback  
 FB - Bill Rudder  
 WB - Chip Howard  
 PK - Ricky Townsend  
*Defense*

LE - Sammy Hair  
 LT - Robert Pulliam  
 RT - Mike Smith  
 RE - David Campbell  
 LB - Eddie Wilson  
 LB - Art Reynolds  
 LB - Hank Walter  
 CB - Nick Carmichael  
 CB - Russ Rabenstein  
 SS - Eddie Brown  
 FS - Jim Watts  
 P - Neil Clabo

## 1974

### Offense

TE - Tommy West  
 LT - Phil Clabo/David Brady  
 LG - Steve Cone  
 C - Paul Johnson  
 RG - Mickey Marvin  
 RT - Larry Satterfield  
 SE - Larry Seivers  
 QB - Condredge Holloway  
 TB - Stanley Morgan  
 FB - Paul Careathers  
 WB - Tim Fitchpatrick  
 PK - Ricky Townsend  
*Defense*

LE - Ron McCartney  
 LT - Robert Pulliam  
 RT - David Page  
 RE - David Poley  
 LB - Hank Walter  
 LB - Steve Poole  
 LB - Andy Spiva  
 CB - Jim Watts  
 CB - Jon Murdic  
 SS - Ernie Ward  
 FS - Mike Mauck  
 P - Neil Clabo

## 1975

### Offense

TE - Tommy West  
 LT - Brent Watson  
 LG - Joe Gallagher  
 C - Paul Johnson  
 RG - Mickey Marvin  
 RT - David Brady  
 SE - Larry Seivers  
 QB - Randy Wallace  
 WB - John Yarbrough  
 TB - Stanley Morgan  
 FB - Mike Gayles  
 PK - Jim Gaylor  
*Defense*

LE - Ron McCartney  
 LT - Jim Woofter  
 RT - David Page  
 RE - Kevin Davis  
 LB - Steve Poole  
 LB - Russ Williams  
 LB - Andy Spiva  
 CB - David Parsons  
 CB - Russ Rabenstein  
 SS - Ernie Ward  
 FS - Mike Mauck  
 P - Craig Colquitt

## 1976

### Offense

TE - John Murphy  
 LT - Brent Watson  
 LG - Joe Gallagher  
 C - Robert Shaw  
 RG - Mickey Marvin  
 RT - David Brady  
 SE - Larry Seivers  
 QB - Randy Wallace  
 WB - Stanley Morgan  
 TB - Mike Gayles  
 FB - Bobby Emmons  
 PK - Jim Gaylor  
*Defense*

LE - Charles Anderson  
 LT - Jim Woofter  
 RT - Danny Jenkins  
 RE - Kevin Davis  
 LB - Craig Puki  
 LB - Andy Spiva  
 LB - Greg Jones  
 CB - Thomas Rowsey  
 CB - David Parsons  
 SS - Russ Williams  
 FS - Roland James  
 P - Craig Colquitt

## 1977

### Offense

TE - Reggie Harper  
 LT - Ralph Bullard  
 LG - Charlton Webb  
 C - Robert Shaw  
 RG - Jay Williams  
 RT - Brent Watson  
 SE - Jeff Moore  
 TB - Kelsey Finch  
 FB - Nate Sumpter  
 QB - Jimmy Streater  
 WB - Billy Arbo  
 PK - Jim Gaylor  
*Defense*

LE - David Barron  
 LT - Johnny Chavis  
 MG - Jim Noonan  
 RT - Danny Jenkins  
 RE - Dennis Wolfe  
 LB - Greg Jones  
 LB - Lyonel Stewart  
 HB - Thomas Rowsey  
 HB - Roland James  
 SS - Russ Williams  
 FS - Val Barksdale  
 P - Craig Colquitt

## 1978

### Offense

TE - Reggie Harper  
 LT - Phil Sutton  
 LG - Charlton Webb  
 C - Robert Shaw  
 RG - Bill Marren  
 RT - Jay Williams  
 SE - Jeff Moore  
 QB - Jimmy Streater  
 TB - Kelsey Finch  
 FB - Frank Foxx  
 WB - Billy Arbo  
 PK - Alan Duncan  
*Defense*

LE - Steve Davis  
 LT - Lee Otis Burton  
 MG - Jim Noonan

RT - Brad White  
 RE - Dennis Wolfe  
 LB - Danny Spradlin  
 LB - Craig Puki  
 CB - Roland James  
 CB - Junior Reid  
 SS - Greg Gaines  
 FS - Clark Duncan  
 P - Dale Schneitman

## 1979

### Offense

TE - Reggie Harper  
 LT - Phil Sutton  
 LG - Bill Marren  
 C - Lee North  
 RG - Mike Jester  
 RT - Tim Irwin  
 RE - Anthony Hancock  
 QB - Jimmy Streater  
 WB - Phil Ingram  
 TB - James Berry  
 FB - Hubert Simpson  
 PK - Alan Duncan  
*Defense*

LE - Steve Davis  
 LT - Kenny Jones  
 MG - Steve Kluge  
 RT - Brad White  
 RE - Brian Ingram  
 LB - Danny Spradlin  
 LB - Craig Puki  
 CB - Wilbert Jones  
 CB - Danny Martin  
 SS - Bill Bates  
 FS - Roland James  
 P - John Warren

## 1980

### Offense

TE - Reggie Harper  
 LT - Jay Williams  
 LG - Bill Marren  
 C - Lee North  
 RG - Dwight Wilson  
 RT - Tim Irwin  
 SE - Willie Gault  
 QB - Steve Alatorre  
 WB - Anthony Hancock  
 HB - Terry Daniels  
 FB - James Berry  
 PK - Alan Duncan  
*Defense*

LE - Lemont Holt Jeffers  
 LT - Brad White  
 MG - Jim Noonan  
 RT - Reggie Duncan  
 RE - Mike "Stop" Cofer  
 LB - Danny Spradlin  
 LB - Greg Gaines  
 CB - Danny Martin  
 CB - Wilbert Jones  
 SS - Bill Bates  
 FS - Val Barksdale  
 P - John Warren

## 1981

### Offense

TE - Mike "Go" Cofer  
 LT - Jani Trupovnieks  
 LG - David James  
 C - Lee North  
 RG - Bill Mayo  
 RT - John Matthews

SE - Mike Miller  
 QB - Steve Alatorre  
 FB - Alvin Toles  
 TB - James Berry  
 WB - Anthony Hancock  
 PK - Fuad Reveiz  
*Defense*  
 LE - Brian Ingram  
 LT - Chris Wampler  
 MG - Leonard Jackson  
 RT - Reggie White  
 RE - Ricky Holt  
 LL - Lemont Jeffers  
 RL - Mike "Stup" Cofer  
 CB - Lee Jenkins  
 CB - Carlton Peoples  
 SS - Daryl Harper  
 FS - Bill Bates  
 P - Jimmy Colquitt

## 1982

### Offense

TE - Kenny Jones  
 LT - Curt Singer  
 LG - Mike Furnas  
 C - Glenn Streno  
 RG - Bill Mayo  
 RT - John Matthews  
 SE - Willie Gault  
 QB - Alan Cockrell  
 TB - Chuck Coleman  
 FB - Doug Furnas  
 WB - Darryal Wilson  
 PK - Danny Martin  
*Defense*

LE - Mike Terry  
 LT - Mike Casteel  
 MG - Steve Kluge  
 RT - Reggie White  
 RE - Mike "Stop" Cofer  
 LLB - Duan Henry  
 RLB - Joe Cofer  
 CB - Lee Jenkins  
 CB - Carlton Peoples  
 SS - Bill Bates  
 FS - Joe Cozart  
 P - Jimmy Colquitt

## 1983

### Offense

TE - John Cook  
 LT - Curt Singer  
 LG - Mike Furnas  
 C - Glenn Streno  
 RG - Bill Mayo  
 RT - Steve Knight  
 SE - Clyde Duncan  
 QB - Alan Cockrell  
 TB - Chuck Coleman  
 FB - Randall Morris  
 WB - Lenny Taylor  
 PK - Fuad Reveiz  
*Defense*

LOLB - Ricky Holt  
 LT - Reggie White  
 LILB - Carl Zander  
 MG - Johnny Williams  
 RILB - Alvin Toles  
 RT - Mark Studaway  
 ROLB - Dale Jones  
 RB - Tommy Sims  
 CB - Terry Brown  
 SS - Joe Cofer  
 FS - Charles Davis

P - Jimmy Colquitt

## 1984

### Offense

TE - John Cook  
 LT - David Douglas  
 LG - Bill Mayo  
 C - Raleigh McKenzie  
 RG - Bruce Wilkerson  
 RT - David Moon  
 SE - Joey Clinkscales  
 QB - Tony Robinson  
 TB - Johnnie Jones  
 FB - Kenneth Cooper  
 WB - Tim McGee  
 PK - Fuad Reveiz  
*Defense*

LOLB - Reggie McKenzie  
 LT - Jim Dunkin  
 LILB - Carl Zander  
 MG - Robby Scott  
 RILB - Joe Cofer  
 RT - Tony Simmons  
 ROLB - Dale Jones  
 CB - Terry Brown  
 CB - Tommy Sims  
 SS - Vince Clark  
 FS - Charles Davis  
 P - Jimmy Colquitt

## 1985

### Offense

TE - Jeff Smith  
 LT - David Douglas  
 LG - Harry Galbreath  
 C - Todd Kirk  
 RG - John Bruhin  
 RT - Bruce Wilkerson  
 SE - Eric Swanson  
 QB - Tony Robinson+/  
 Daryl Dickey  
 TB - Keith Davis  
 FB - William Howard  
 WB - Tim McGee  
 PK - Carlos Reveiz  
*Defense*

LOLB - Bryan Kimbro  
 LT - Robby Scott  
 MG - Richard Brown  
 RT - Mark Hovanic  
 ROLB - Dale Jones  
 LILB - Kelly Ziegler  
 RILB - Darrin Miller  
 CB - Terry Brown  
 CB - Terry Brown  
 SS - Chris White  
 FS - Charles Davis  
 P - Bob Garmon

## 1986

### Offense

TE - Tim Hendrix  
 LT - Daryle Smith  
 LG - Harry Galbreath  
 C - Todd Kirk  
 RG - John Bruhin  
 RT - Bruce Wilkerson  
 SE - Joey Clinkscales  
 QB - Jeff Francis  
 TB - Keith Davis  
 FB - Charles Wilson  
 WB - Terence Cleveland  
 PK - Carlos Reveiz



**Defense**  
 LOLB - Bryan Kimbro  
 LT - Robby Scott  
 MG - Brian Hunt  
 RT - Mark Hovanic  
 ROLB - Dale Jones  
 LILB - Kelly Ziegler  
 RILB - Darrin Miller  
 CB - Terry McDaniel  
 CB - Victor Peppers  
 SS - Charles Davis  
 FS - Terry Brown  
 P - Bob Garmon

**1987**

**Offense**  
 TE - Nate Middlebrooks  
 LT - Kevin Simons  
 LG - Harry Galbreath  
 C - Todd Kirk  
 RG - John Bruhin  
 RT - Eric Still  
 SE - Thomas Woods  
 WB - Terence Cleveland  
 QB - Jeff Francis  
 TB - Reggie Cobb  
 FB - William Howard  
 PK - Phil Reich

**Defense**

LOLB - Mike Kelley  
 LT - David Johnson  
 MG - Charles McRae  
 RT - Marion Hobby  
 ROLB - Darrin Miller  
 LILB - Kelly Ziegler  
 RILB - Keith DeLong  
 CB - Terry McDaniel  
 CB - Victor Peppers  
 SS - Cedric Kline  
 FS - Kelly Days  
 P - Bob Garmon

**1988**

**Offense**  
 TE - Nate Middlebrooks  
 LT - Kevin Simons  
 LG - Antone Davis  
 C - Ray Robinson  
 RG - Eric Still  
 RT - Phil Stuart  
 SE - Thomas Woods  
 WB - Alvin Harper  
 QB - Jeff Francis  
 FB - John Rollins  
 TB - Reggie Cobb  
 PK - Chip McCallum  
 Defense  
 LOLB - Bryan Kimbro  
 DT - Mark Moore  
 MG - Shazzon Bradley  
 DT - Marion Hobby  
 ROLB - Tracy Hayworth  
 LILB - Earnest Fields  
 RILB - Keith DeLong  
 CB - Preston Warren  
 CB - Jeremy Lincoln  
 SS - Cedric Kline  
 FS - Kelly Days  
 P - Kent Elmore

**1989**

**Offense**  
 TE - Mark Adams  
 LT - Charles McRae  
 LG - Tom Myslinski  
 C - John Fisher  
 RG - Eric Still  
 RT - Antone Davis  
 SE - Thomas Woods  
 WB - Terence Cleveland  
 QB - Sterling Henton  
 FB - Roland Poles  
 TB - Chuck Webb  
 PK - Greg Burke

**Defense**

LDE - Marion Hobby  
 LDT - Mark Moore  
 RDT - Martin Williams  
 RDE - Tracy Hayworth  
 LLB - Earnest Fields  
 MLB - Shazzon Bradley  
 RLB - Darryl Hardy  
 CB - Preston Warren  
 CB - Keith Denson  
 SS - Kelly Days  
 FS - Jason Julian  
 P - Kent Elmore

**1990****Offense**

TE - Mark Adams  
 LT - Charles McRae  
 LG - Tom Myslinski  
 C - John Fisher  
 RG - Doug Baird  
 RT - Antone Davis  
 SE - Carl Pickens  
 WB - Alvin Harper  
 QB - Andy Kelly  
 FB - Roland Poles  
 TB - Chuck Webb/  
 Tony Thompson  
 PK - Greg Burke

**Defense**

LDE - Kacy Rodgers  
 LDT - Vince Moore  
 RDT - Carey Bailey  
 RDE - Chuck Smith  
 LLB - Darryl Hardy  
 MLB - Shon Walker  
 RLB - Earnest Fields  
 CB - Floyd Miley  
 CB - Jeremy Lincoln  
 SS - Mark Fletcher  
 FS - Dale Carter  
 P - Joey Chapman

**1991****Offense**

TE - Mark Adams  
 LT - Bernard Dafney  
 LG - Tom Myslinski  
 C - John Fisher  
 RG - Mike Stowell  
 RT - Patrick Lenoir  
 SE - Carl Pickens  
 WB - Craig Faulkner  
 QB - Andy Kelly  
 FB - Mario Brunson  
 TB - James Stewart  
 PK - John Becksvoort

**Defense**

LDE - Chris Mims  
 LDT - Shazzon Bradley

RDT - J.J. Surlas  
 RDE - Chuck Smith  
 LLB - Darryl Hardy  
 MLB - Shon Walker  
 RLB - Earnest Fields  
 CB - Jeremy Lincoln  
 CB - Floyd Miley  
 SS - David Bennett  
 FS - Dale Carter  
 P - Tom Hutton

**1992****Offense**

TE - Robert Todd  
 LT - Mike Stowell  
 LG - Bubba Miller  
 C - Brian Spivey  
 RG - Jeff Smith  
 RT - Rodney Gordon  
 SE - Cory Fleming  
 WB - Craig Faulkner  
 QB - Heath Shuler  
 FB - Marion Brunson  
 TB - Charlie Garner  
 PK - John Becksvoort

**Defense**

LDE - James Wilson  
 LDT - Jeff Tullis  
 RDT - J.J. Surlas  
 RDE - Todd Kelly  
 LLB - George Kidd  
 MLB - Reggie Ingram  
 RLB - Ben Talley  
 CB - DeRon Jenkins  
 CB - Tracy Smith  
 SS - J.J. McCleskey  
 FS - Jason Parker  
 P - Tom Hutton

**1993****Offense**

TE - David Horn  
 LT - Jason Layman  
 LG - Kevin Mays  
 C - Bubba Miller  
 RG - Jeff Smith  
 RT - Leslie Ratliffe  
 SE - Cory Fleming  
 WB - Craig Faulkner  
 QB - Heath Shuler  
 FB - Mario Brunson  
 TB - Charlie Garner  
 PK - John Becksvoort

**Defense**

LDE -- James Wilson  
 LDT - Shane Bonham  
 RDT - Paul Yatkowski  
 RDE - Horace Morris  
 LLB - Scott Galyon  
 MLB - Reggie Ingram  
 RLB - Ben Talley  
 CB - DeRon Jenkins  
 CB - Ronald Davis  
 SS - Victor Brown  
 FS - Jason Parker  
 P - Tom Hutton

**1994****Offense**

TE - David Horn  
 LT - Jason Layman  
 LG - Kevin Mays  
 C - Jeff Smith  
 RG - Bubba Miller

RT - Leslie Ratliffe  
 SE - Joey Kent  
 WB - Kendrick Jones  
 QB - Jerry Colquitt/  
 Peyton Manning  
 FB - Mose Phillips  
 TB - James Stewart  
 PK - John Becksvoort

**Defense**

LDE - Ben Talley  
 LDT - Cory Stone  
 RDT - Leland Taylor  
 RDE - Steve White  
 LLB - Jesse Sanders  
 MLB - Tyrone Hines  
 RLB - Scott Galyon  
 CB - DeRon Jenkins  
 CB - Terry Fair  
 SS - Raymond Austin  
 FS - Jason Parker  
 P - Tom Hutton

**1995****Offense**

TE - Scott Pfeiffer  
 LT - Jason Layman  
 LG - Trey Peterson  
 C - Jeff Smith  
 RG - Bubba Miller  
 RT - Robert Poole  
 WR - Marcus Nash  
 FL - Joey Kent  
 QB - Peyton Manning  
 FB - Chester Ford  
 TB - Jay Graham  
 PK - Jeff Hall

**Defense**

LDE - Leonard Little  
 LDT - Shane Burton  
 RDT - Billy Beron  
 RDE - Steve White  
 LLB - Jesse Sanders  
 MLB - Tyrone Hines  
 RLB - Scott Galyon  
 CB - DeRon Jenkins  
 CB - Terry Fair  
 SS - Raymond Austin  
 FS - Tori Noel  
 P - Larry Binion

**1996****Offense**

TE - Dustin Moore  
 LT - Trey Teague  
 LG - Spencer Riley  
 C - Brent Gibson  
 RG - Robert Poole  
 RT - Chad Clifton  
 WR - Marcus Nash  
 FL - Joey Kent  
 QB - Peyton Manning  
 FB - Chester Ford  
 TB - Jay Graham  
 PK - Jeff Hall

**Defense**

LDE - Leonard Little  
 LDT - Bill Duff  
 RDT - Ron Green  
 RDE - Jonathan Brown  
 LLB - Al Wilson  
 MLB - Tyrone Hines  
 RLB - Craig King  
 CB - Raymond Austin  
 CB - Terry Fair

SS - Tori Noel  
 FS - Jason Parker  
 P - Larry Binion

**1997****Offense**

TE - Eric Diogu  
 LT - Chad Clifton  
 LG - Spencer Riley  
 C - Trey Teague  
 RG - Mercedes Hamilton  
 RT - Cosey Coleman  
 WR - Marcus Nash  
 WR - Peerless Price  
 QB - Peyton Manning  
 FB - Shawn Bryson  
 TB - Jamal Lewis  
 PK - Jeff Hall

**Defense**

LDE - Jonathan Brown  
 LDT - Bill Duff  
 RDT - Ron Green  
 RDE - Corey Terry  
 LLB - Al Wilson  
 MLB - Leonard Little  
 RLB - Raynoch Thompson  
 CB - Dwayne Goodrich  
 CB - Terry Fair  
 SS - Tori Noel  
 FS - Cory Gaines  
 P - Chris Hogue

**1998****Offense**

TE - Eric Diogu  
 LT - Chad Clifton  
 LG - Mercedes Hamilton  
 C - Spencer Riley  
 RG - Cosey Coleman  
 RT - Jarvis Reado  
 WR - Cedrick Wilson  
 WR - Peerless Price  
 QB - Tee Martin  
 FB - Shawn Bryson  
 TB - Jamal Lewis+/  
 Travis Henry  
 PK - Jeff Hall

**Defense**

LDE - Shaun Ellis  
 LDT - Jeff Coleman  
 RDT - Darwin Walker  
 RDE - Corey Terry  
 LLB - Eric Westmoreland  
 MLB - Al Wilson  
 RLB - Raynoch Thompson  
 CB - Dwayne Goodrich  
 CB - Steve Johnson  
 SS - Ron White  
 FS - Deon Grant  
 P - David Leaverton

**1999****Offense**

TE - John Finlayson  
 LT - Chad Clifton  
 LG - Fred Weary  
 C - Spencer Riley  
 RG - Cosey Coleman  
 RT - Josh Tucker  
 WR - Cedrick Wilson  
 WR - David Martin  
 QB - Tee Martin  
 FB - Phillip Crosby  
 TB - Jamal Lewis+/  
 Travis Henry

Travis Henry  
 PK - Alex Walls  
*Defense*  
 LDE - Shaun Ellis  
 LDT - Billy Ratliff+/  
 John Henderson  
 RDT - Darwin Walker  
 RDE - Will Overstreet  
 LLB - Eric Westmoreland  
 MLB - Dominique  
 Stevenson  
 RLB - Raynoch Thompson  
 CB - Dwayne Goodrich  
 CB - Andre Lott  
 SS - Fred White  
 FS - Deon Grant  
 P - David Leaverton

## 2000

### Offense

TE - John Finlayson  
 LT - Reggie Coleman  
 LG - Anthony Herrera  
 C - Fred Weary+/  
 Scott Wells RG -  
 Toby Champion  
 RT - Michael Munoz  
 WR - Cedrick Wilson  
 WR - Eric Parker  
 QB - Casey Clausen  
 FB - Will Bartholomew  
 TB - Travis Henry  
 PK - Alex Walls  
*Defense*

LDE - DeAngelo Lloyd  
 LDT - Edward Kendrick  
 RDT - John Henderson  
 RDE - Will Overstreet  
 LLB - Eric Westmoreland  
 MLB - Dominique  
 Stevenson  
 RLB - Anthony Sessions  
 CB - Willie Miles  
 CB - Teddy Gaines  
 SS - Andre Lott  
 FS - Rashad Baker  
 P - David Leaverton

## 2001

### Offense

TE - John Finlayson  
 LT - Reggie Coleman  
 LG - Fred Weary  
 C - Scott Wells  
 RG - Jason Respert+/  
 Chavis Smith  
 RT - Will Ofenheulse  
 WR - Donte Stallworth  
 WR - Kelley Washington  
 QB - Casey Clausen  
 FB - Will Bartholomew  
 TB - Travis Stephens  
 PK - Alex Walls  
*Defense*

LDE - Bernard Jackson  
 LDT - John Henderson  
 RDT - Albert  
 Haynesworth  
 RDE - Will Overstreet  
 LLB - Eddie Moore  
 MLB - Dominique  
 Stevenson  
 RLB - Keyon Whiteside  
 CB - Andre Lott

CB - Jabari Greer  
 SS - Julian Battle  
 FS - Rashad Baker  
 P - Dustin Colquitt

## 2002

### Offense

TE - Jason Witten  
 LT - Michael Munoz  
 LG - Jason Respert  
 C - Scott Wells  
 RG - Anthony Herrera  
 RT - Will Ofenheulse  
 WR - Leonard Scott  
 WR - Tony Brown  
 QB - Casey Clausen  
 FB - Troy Fleming  
 TB - Cedric Houston  
 PK - Alex Walls  
*Defense*

LDE - Omari Hand  
 LDT - Rashad Moore  
 RDT - Aubrayo Franklin  
 RDE - Demetrian Veal  
 LLB - Eddie Moore  
 MLB - Robert Peace  
 RLB - Kevin Burnett+/  
 Keyon Whiteside  
 CB - Willie Miles  
 CB - Julian Battle  
 SS - Gibril Wilson  
 FS - Rashad Baker  
 P - Dustin Colquitt

## 2003

### Offense

TE - Victor McClure  
 LT - Michael Munoz  
 LG - Anthony Herrera  
 C - Scott Wells  
 RG - Cody Douglas  
 RT - Sean Young  
 WR -Mark Jones  
 WR -Tony Brown  
 QB -Casey Clausen  
 FB - Troy Fleming  
 TB - Cedric Houston  
 PK - James Wilhoit  
*Defense*

LDE - Parys Haralson  
 LDT - J.T. Mapu  
 RDT -Mondre Dickerson  
 RDE -Constantin Ritz-  
 mann  
 SLB - Kevin Simon  
 MLB - Robert Peace  
 WR -Kevin Burnett  
 LCB -Jabari Greer  
 RCB -Jason Allen  
 SS - Gibril Wilson  
 FS - Rashad Baker  
 P - Dustin Colquitt

## 2004

### Offense

TE - Victor McClure  
 LT - Michael Munoz  
 LG - Rob Smith  
 C - Jason Respert  
 RG - Cody Douglas  
 RT - Arron Sears  
 WR -Tony Brown  
 WR -Chris Hannon  
 QB -Erik Ainge+/  
 Rick Clausen  
 FB - Cory Anderson  
 TB - Cedric Houston  
 PK - James Wilhoit  
*Defense*

LDE - Parys Haralson  
 LDT - Justin Harrell  
 RDE - Karlton Neal  
 SLB - Omar Gaither  
 MLB - Jason Mitchell  
 WLB -Kevin Burnett  
 LCB -Roshawn Fellows  
 RCB -Jonathan Hefney  
 SS - Corey Campbell  
 FS - Jason Allen  
 P - Dustin Colquitt

Rick Clausen  
 FB - Cory Anderson  
 TB - Cedric Houston  
 PK - James Wilhoit  
*Defense*  
 LDE -Parys Haralson  
 LDT -Jesse Mahelona  
 RDT -Justin Harrell  
 RDE -Karlton Neal  
 SLB - Omar Gaither  
 MLB - Jason Mitchell  
 WLB -Kevin Burnett  
 LCB -Roshawn Fellows  
 RCB -Jonathan Hefney  
 SS - Corey Campbell  
 FS - Jason Allen  
 P - Dustin Colquitt

## 2005

### Offense

TE - Chris Brown  
 LT - Arron Sears  
 LG - Rob Smith  
 C - Richie Gandy+/  
 David Ligon  
 RG - Cody Douglas  
 RT - Albert Toeaina  
 WR - Chris Hannon  
 WR - C.J. Fayton  
 QB - Rick Clausen  
 FB - Cory Anderson  
 TB - Gerald Riggs Jr.+/  
 Arian Foster  
 PK - James Wilhoit  
*Defense*

LDE - Parys Haralson  
 LDT - Justin Harrell  
 RDE - Jesse Mahelona  
 RDT - Chris Scott  
 SLB - Omar Gaither  
 MLB - Kevin Simon  
 WLB -Jason Mitchell  
 LCB - Jonathan Wade  
 RCB - Jason Allen+/  
 Inky Johnson  
 SS - Antwan Stewart  
 FS - Jonathan Hefney  
 P - Britton Colquitt

## 2006

### Offense

TE - Chris Brown  
 TE - Brad Cottam  
 LT - Arron Sears  
 LG - David Ligon  
 C - Josh McNeil  
 RG - Anthony Parker  
 RT - Eric Young  
 WR - Jayson Swain  
 WR - Robert Meachem  
 QB - Erik Ainge  
 TB - LaMarcus Coker  
 PK - James Wilhoit  
*Defense*

LDE - Xavier Mitchell  
 LDT - Justin Harrell+/  
 Turk McBride  
 RDT - Matt McGlothlin  
 RDE - Antonio Reynolds  
 SLB - Ryan Karl  
 MLB - Marvin Mitchell  
 WLB -Jerod Mayo  
 LCB - Jonathan Wade  
 RCB - Inky Johnson+/  
 Antwan Stewart  
 SS - Demetric Morley  
 FS - Jonathan Hefney  
 P - Britton Colquitt

Antwan Stewart  
 SS - Demetric Morley  
 FS - Jonathan Hefney  
 P - Britton Colquitt

## 2007

### Offense

TE - Jeff Cottam  
 TE - Chris Brown  
 LT - Eric Young+/  
 Chris Scott  
 LG - Anthony Parker  
 C - Josh McNeil  
 RG - Chris Scott  
 RT - Ramon Foster  
 WR - Lucas Taylor  
 WR - Austin Rogers  
 QB - Erik Ainge  
 TB - Arian Foster  
 PK - Daniel Lincoln  
*Defense*

LDE - Xavier Mitchell  
 LDT - Demonte Bolden  
 RDT - Dan Williams  
 RDE - Antonio Reynolds  
 SLB - Ryan Karl  
 MLB - Jerod Mayo  
 WLB - Rico McCoy  
 LCB - Brent Vinson  
 RCB - DeAngelo  
 Willingham  
 SS - Eric Berry  
 FS - Jonathan Hefney  
 P - Britton Colquitt

## 2008

### Offense

TE - Luke Stocker  
 LT - Chris Scott  
 LG - Vladimir Richard  
 C - Josh McNeil  
 RG - Anthony Parker  
 RT - Ramon Foster  
 WR - Lucas Taylor  
 WR - Gerald Jones  
 QB - Jonathan Crompton  
 TB - Arian Foster  
 FB - Kevin Cooper  
 PK - Daniel Lincoln  
*Defense*

LE - Wes Brown  
 LT - Demonte Bolden  
 RT - Dan Williams  
 RE - Robert Ayers  
 SLB - Nevin McKenzie  
 MLB - Elix Wilson  
 WLB - Rico McCoy  
 LCB - DeAngelo  
 Willingham  
 RCB - Dennis Rogan  
 SS - Eric Berry  
 FS - Demetric Morley  
 P - Britton Colquitt

## 2009

### Offense

TE - Luke Stocker  
 LT - Chris Scott  
 LG - Cory Sullins  
 C - Cody Sullins  
 RG - Jacques McClendon  
 RT - Aaron Douglas  
 WR - Gerald Jones  
 WR - Denarius Moore

QB - Jonathan Crompton  
 TB - Montario Hardesty  
 FB - Kevin Cooper  
 PK - Daniel Lincoln+/  
 Devin Mathis  
*Defense*

LE - Ben Martin  
 LT - Wes Brown  
 RT - Dan Williams  
 RE - Chris Walker  
 SLB - LaMarcus Thompson  
 MLB - Nick Reveiz+/  
 Herman Lathers  
 WLB - Rico McCoy  
 LCB - Dennis Rogan  
 RCB - Art Evans  
 SS - Eric Berry  
 FS - Janzen Jackson  
 P - Chad Cunningham

## 2010

### Offense

TE - Luke Stocker  
 LT - Dallas Thomas  
 LG - Zach Fulton  
 C - James Stone  
 RG - Jerod Shaw  
 RT - Ja'Wuan James  
 WR - Gerald Jones  
 WR - Denarius Moore  
 QB - Tyler Bray/Matt  
 Simms  
 TB - Tauren Poole  
 FB - Channing Fugate  
 PK - Daniel Lincoln  
*Defense*

LE - Gerald Williams  
 DT - Malik Jackson  
 NT - Victor Thomas  
 RE - Chris Walker  
 SLB - LaMarcus Thomp-  
 son  
 MLB - Nick Reveiz  
 WLB - Herman Lathers  
 LCB - Marsalis Teague  
 RCB - Prentiss Waggner  
 SS - Brent Brewer  
 FS - Janzen Jackson  
 P - Chad Cunningham

## 2011

### Offense

TE - Mychal Rivera  
 LT - Dallas Thomas  
 LG - Alex Bullard/Marcus  
 Jackson  
 C - James Stone/Alex  
 Bullard  
 RG - Zach Fulton  
 RT - Ja'Wuan James  
 WR - Justin Hunter+/  
 Zach Rogers  
 WR - Da'Rick Rogers  
 QB - Tyler Bray  
 TB - Tauren Poole  
 FB - Ben Bartholomew  
 PK - Michael Palardy  
*Defense*  
 LE - Jacques Smith  
 DT - Malik Jackson  
 NT - Daniel Hood  
 RE - Marlon Walls/Ben  
 Martin  
 SLB - Curt Maggitt



MLB - Austin Johnson  
 WLB - A.J. Johnson  
 LCB - Izauea Lanier  
 RCB - Marsalis Teague  
 SS - Brent Brewer+/  
 Brian Randolph  
 FS - Prentiss Waggnar  
 P - Matt Darr

## 2012

### Offense

TE - Mychal Rivera  
 LT - Antonio Richardson  
 LG - Dallas Thomas  
 C - James Stone  
 RG - Zach Fulton  
 RT - Ja'Wuan James  
 WR - Justin Hunter  
 WR - Cordarrelle Patterson  
 QB - Tyler Bray  
 TB - Rajion Neal/Marlin  
 Lane  
 FB - Ben Bartholomew  
 PK - Michael Palardy

### Defense

DE - Darrington  
 Sentimore  
 NG - Daniel McCullers  
 DE - Maurice Couch  
 JACK - Jacques Smith/  
 Jordan Williams  
 SLB - Curt Maggitt  
 MLB - A.J. Johnson  
 WLB - Herman Lathers  
 LCB - Prentiss Waggnar/  
 Justin Coleman  
 RCB - Marsalis Teague/  
 Prentiss Waggnar  
 SS - Brian Randolph+/  
 Byron Moore  
 FS - Byron Moore/  
 LaDarrell McNeil  
 P - Matt Darr/Michael  
 Palardy

## 2013

### Offense

TE - Brendan Downs  
 LT - Antonio Richardson  
 LG - Alex Bullard  
 C - James Stone  
 RG - Zach Fulton  
 RT - Ja'Wuan James  
 WR - Marquez North  
 WR - Alton 'Pig' Howard  
 QB - Justin Worley  
 TB - Rajion Neal  
 WR - Josh Smith  
 PK - Michael Palardy

### Defense

DE - Corey Miller  
 DT - Daniel McCullers  
 NG - Daniel Hood  
 LEO - Jacques Smith  
 SLB - Brent Brewer  
 MLB - A.J. Johnson  
 WLB - Dontavis Sapp  
 CB - Justin Coleman  
 CB - Cameron Sutton  
 SS - Brian Randolph  
 FS - LaDarrell McNeil  
 NK - JaRon Toney  
 P - Michael Palardy

## 2014

### Offense

TE - Ethan Wolf  
 LT - Kyler Kerbyson  
 LG - Marcus Jackson  
 C - Mack Crowder  
 RG - Jashon Robertson  
 RT - Coleman Thomas/  
 Jacob Gilliam  
 WR - Marquez North  
 WR - Alton 'Pig' Howard  
 QB - Justin Worley/  
 Joshua Dobbs  
 TB - Jalen Hurd  
 WR - Von Pearson/Josh  
 Malone

### PK

Aaron Medley

### Defense

DE - Corey Vereen  
 DT - Jordan Williams  
 NT - Danny O'Brien  
 DE - Derek Barnett  
 SLB - Curt Maggitt  
 MLB - A.J. Johnson  
 WLB - Jalen  
 Reeves-Maybin

## 2015

### Offense

TE - Ethan Wolf  
 LT - Kyler Kerbyson  
 LG - Jashon Robertson  
 C - Coleman Thomas  
 RG - Dylan Wiesman  
 RT - Brett Kendrick/  
 Chance Hall

### WR

Josh Malone  
 WR - Jauan Jennings/  
 Josh Smith  
 QB - Joshua Dobbs  
 TB - Jalen Hurd

WR - Marquez North/  
 Von Pearson

### PK

Aaron Medley

### Defense

DE - Corey Vereen/  
 LaTroy Lewis  
 DT - Owen Williams  
 DT - Kendal Vickers  
 DE - Derek Barnett  
 SLB - Curt Maggitt+/  
 Kenny Bynum  
 MLB - Jalen  
 Reeves-Maybin

WLB - Darrin Kirkland Jr.

CB - Emmanuel Moseley/  
 Justin Martin

CB - Cameron Sutton

SS - Brian Randolph

FS - LaDarrell McNeil

NK - Malik Foreman

P - Trevor Daniel

## 2016

### Offense

TE - Ethan Wolf  
 LT - Drew Richmond/  
 Brett Kendrick  
 LG - Jashon Robertson  
 C - Coleman Thomas/  
 Dylan Wiesman  
 RG - Dylan Wiesman/  
 Jack Jones

RT - Brett Kendrick/  
 Chance Hall

WR - Josh Malone

WR - Jauan Jennings

QB - Joshua Dobbs

TB - Jalen Hurd/Alvin

Malone

Kamara

WR/TE - Josh Smith/  
 Jason Groom

PK - Aaron Medley

Defense

DE - Corey Vereen

DT - Kendal Vickers

DT - Danny O'Brien

DE - Derek Barnett

SLB - Kenny Bynum

MLB - Darrin Kirkland

Jr./Colton Jumper

WLB - Jalen

Reeves-Maybin/  
 Cortez McDowell/  
 Elliott Berry

CB - Emmanuel Moseley/  
 Malik Foreman

CB - Cameron Sutton

SS - Todd Kelly Jr.

FS - Micah Abernathy

NK - Rashaan Gaulden

P - Trevor Daniel

## 2017

### Offense

TE - Ethan Wolf  
 LT - Drew Richmond  
 LG - Jashon Robertson  
 C - Coleman Thomas/  
 Jashon Robertson  
 RG - Trey Smith  
 RT - Brett Kendrick/  
 Devante Brooks

WR - Marquez Callaway

WR - Brandon Johnson

QB - Jarrett Guarantano

TB - John Kelly

WR - Josh Palmer

PK - Aaron Medley

Defense

DE - Jonathan Kongbo

DT - Kendal Vickers

DT - Kahlil McKenzie/Shy

Tuttle

DE - Darrell Taylor/Kyle

Phillips

SLB - Daniel Bituli

MLB - Colton Jumper/  
 Daniel Bituli

WLB - Quart'e Sapp

CB - Emmanuel Moseley

CB - Justin Martin

SS - Nigel Warrior

FS - Micah Abernathy

NK - Rashaan Gaulden

P - Trevor Daniel

*\*Players listed were starters for the majority of the games that season.*

*+ Indicates original starter injured during season.*



## VOLS IN NFL DRAFT HISTORY

Position guide: B-back, C-center, E-end, T-tackle; First-round selections in bold-italic

Year	Name	Pos.	Rnd.	Pick	Team	Year	Name	Pos.	Rnd.	Pick	Team
1936	Gene "Roy" Rose	E	4	36	NYG	1954	Bill Barbish	B	8	95	CLE
1937	Phil Dickens	B	6	52	CHI Cards		Bob Fisher	T	10	115	PITT
1939	Walter "Babe" Wood	B	8	86	CHI Bears	1955	Darris McCord	T	3	36	DET
	Bowden Wyatt	E	11	91	CHI Cards		Ed Nickla	G	14	167	CHI Bears
1940	<b>George Cefego</b>	<b>B</b>	<b>1</b>	<b>1</b>	<b>CHI Cards</b>		Pat Oleksiak	B	18	216	DET
	Jim Rike	C	4	46	DET		Jimmy Wade	B	20	238	PHI
	Boyd Clay	T	11	95	CLE Rams		Joel Kinley	G	27	323	CHI
	Sam Bartholomew	B	11	118	WAS		Lamar Leachman	C	30	360	CLE
	Len Coffman	B	14	124	BROOK	1956	Tom Tracy	B	5	50	DET
1941	Marshall "Abe" Shires	T	2	14	CLE Rams		Buddy Cruze	E	12	143	CHI Bears
	Bob Foxx	B	3	17	CHI Cards	1957	John Gordy	T	2	24	DET
	Bob Suffridge	G	6	42	PITT		Frank Kolinsky	T	28	329	PITT
	Ed Cifers	E	6	50	WAS	1958	Bill Anderson	B	3	31	WAS
1942	Johnny Butler	B	7	51	PITT		Bobby Gordon	B	6	63	CHI Cards
	Ray Graves	C	9	73	PHI		Al Carter	B	22	257	CHI Bears
	Ike Peel	B	15	132	CLE Rams		Bobby Sandlin	B	24	285	BAL
	Don Edmiston	T	17	160	CHI Bears		Tommy Bronson	B	30	360	DET
1943	Al Hust	E	3	29	CHI Cards	1959	Carl Smith	B	9	101	DET
1944	Bob Cifers	B	2	14	DET		Lebron Shields	T	22	256	DET
	Jim Gaffney	B	15	149	WAS	1960	Jerry DeLucca	T	(Expansion)		DAL
	Jim Myers	G	15	151	PITT	1961	Mike Lucci	C	5	69	CLE
	Bud Hubbell	E	15	152	CLE Rams		Billy Majors	B	12	168	PHI
1945	Bob Dobelstein	G	4	28	CHI Cards		Charlie Baker	T	20	279	CLE
	Casey Stephenson	B	7	65	GB		Lebron Shields	T	(Expansion)		MIN
	Dick Huffman	T	9	81	CLE Rams	1962	Glenn Glass	HB	17	231	CHI
	Art Brandau	C	10	89	PITT	1964	<b>Dick Evey</b>	<b>T</b>	<b>1</b>	<b>14</b>	<b>CHI</b>
	Roy Cross	E	10	90	BROOK		Bob Zvolerin	T	12	158	WAS
	Billy Bevis	B	12	119	NYG		Ed Beard	T	14	183	SF
	Jim Chadwell	T	23	240	NYG	1965	<b>Steve DeLong</b>	<b>T</b>	<b>1</b>	<b>6</b>	<b>CHI</b>
	Russ Morrow	C	24	247	DET		Whit Canale	FB	17	227	PITT
1946	Walter Slater	B	3	37	PHI	1966	Tom Fisher	LB	3	40	NYG
	Pat Lenshan	E	7	51	CHI Cards		Frank Emanuel	LB	4	52	PHI
	Jim Vugrin	G	26	241	CHI Cards		Stan Mitchell	FB	8	115	WAS
	Bob Long	B	28	268	PHI		Austin Denney	E	11	160	DAL
1947	Max Partin -NFL	B	9	73	LA Rams		Bob Petrella	DB	12	181	MIN
	Denver Crawford	T	15	130	GB		Hal Wantland	HB	16	235	WAS
	Billy Gold	B	16	139	WAS	1967	Paul Naumoff	LB	3	60	DET
	Bill Hillman	B	27	246	DET		Ron Widby	K	4	81	NO
1948	Jim Powell	E	30	285	CHI Cards		John Mills	End	8	199	SD
1949	Al Russas	E	13	122	DET		Harold Stancell	DB	9	231	PHI
	Bob Lund	B	14	141	PHI		Doug Archibald	DB	16	405	NYJ
1950	Norm Messeroll	T	15	185	NY Yanks	1968	<b>Bob Johnson</b>	<b>C</b>	<b>1</b>	<b>2</b>	<b>CIN</b>
1951	Jack Stroud	T	5	61	NYG		Dewey Warren	QB	6	155	CIN
	J.W. Sherrill	B	10	120	CHI Bears		Walter Chadwick	RB	6	164	GB
	Jimmy Hill	B	15	178	DET		John Boynton	T	7	172	MIA
	Bud Sherrad	E	17	206	NYG		Elliot Gammage	TE	8	209	SD
	Bill Pearman	G	26	309	PITT		Joe Graham	G	15	394	PHI
	John Gruble	E	30	356	PITT		Charley Fulton	RB	16	413	BOS
1952	<b>Bert Rechichar</b>	<b>B</b>	<b>1</b>	<b>10</b>	<b>CLE</b>	1969	Richmond Flowers	FL	2	49	DAL
	Gordon Polofsky	B	5	61	LA Rams		Karl Kremser	K	5	128	MIA
	Herky Payne	B	9	102	PITT		Richard Pickens	RB	13	327	HOU
	Andy Kozar	B	12	140	CHI Bears		Jim Weatherford	DB	15	366	ATL
	Vince Kaseta	E	16	182	NYG		Chick McGeehan	FL	15	375	MIA
	Hank Lauricella	B	17	202	DET		Bill Justus	DB	15	386	DAL
	Ted Daffer	G	21	248	CHI Bears	1970	<b>Jack Reynolds</b>	<b>LB</b>	<b>1</b>	<b>22</b>	<b>LA Rams</b>
	Charlie Stokes	T	26	303	GB		Steve Kiner	LB	3	73	DAL
1953	<b>Doug Atkins</b>	<b>T</b>	<b>1</b>	<b>11</b>	<b>CLE</b>		Herman Weaver	P	9	227	DET
	Frank Holohan	T	10	114	PITT		Pete Athas	DB	10	257	DAL
	Jim Haslam	T	24	283	GB		Ken DeLong	TE	15	387	DAL
	Ed Morgan	B	24	284	SF		Frank Yanosky	DT	16	392	PITT
	John Michels	G	25	297	PHI	1971	Lester McClain	WR	9	220	CHI
	Pat Shires	B	29	339	WAS		Bobby Scott	QB	14	340	NO
	Andy Myers	G	30	358	CLE		Chip Kell	C	17	429	SD
						1972	Bobby Majors	DB	3	76	PHI
							George Hunt	K	5	122	CLE

Year	Name	Pos.	Rnd.	Pick	Team
	Jackie Walker	LB	6	148	SF
	Curt Watson	RB	6	150	NO
	Ray Nettles	LB	6	155	MIA
	Gary Theiler	TE	12	308	BAL
	Joe Balthrop	G	16	397	NO
1973	Jamie Rotella	LB	3	62	BAL
	Conrad Graham	DB	8	187	CHI
	Carl Johnson	LB	10	254	DAL
	Richard Earl	T	11	265	BUF
1974	Bill Rudder	RB	3	59	SD
	Haskel Stanback	RB	5	114	CIN
	Eddie Brown	DB	8	199	CLE
	Gary Valbuena	QB	10	260	MIA
	Gene Killian	G-T	16	413	DAL
1975	Neil Clabo	P	10	258	MIN
	Condredge Holloway	QB	12	306	NE
	Ricky Townsend	K	13	314	NYG
	Paul Careathers	RB	15	389	OAK
1976	Ron McCartney	LB	2	53	LA Rams
	Tommy West	LB	16	433	TB
1977	<b>Stanley Morgan</b>	<b>WR</b>	<b>1</b>	<b>25</b>	<b>NE</b>
	Larry Seivers	WR	4	111	SEA
	Mickey Marvin	G	4	112	OAK
	Andy Spiva	LB	5	135	STL
1978	Craig Colquitt	P	3	76	PITT
	Jesse Turnbow	DT	8	205	CLE
	Russ Williams	DB	9	250	DAL
	Brent Watson	T	10	261	CLE
	Pat Ryan	QB	11	281	NYJ
1979	<b>Robert Shaw</b>	<b>C</b>	<b>1</b>	<b>27</b>	<b>DAL</b>
	Jeff Moore	WR	3	58	LA Rams
	Kelsey Finch	RB	12	311	NO
1980	<b>Roland James</b>	<b>DB</b>	<b>1</b>	<b>14</b>	<b>NE</b>
	Craig Puki	LB	3	77	SF
1981	Tim Irwin	T	3	74	MIN
	Danny Spradlin	LB	5	137	DAL
	Alan Duncan	K	7	174	PHI
	Hubert Simpson	RB	10	258	CIN
	Brad White	DT	12	310	TB
1982	<b>Anthony Hancock</b>	<b>WR</b>	<b>1</b>	<b>11</b>	<b>KC</b>
	Brian Ingram	LB	4	111	NE
	Lamont Jeffers	LB	6	153	WAS
	Terry Daniels	DB	10	265	WAS
1983	<b>Willie Gault</b>	<b>WR</b>	<b>1</b>	<b>18</b>	<b>CHI</b>
	Darryal Wilson	WR	2	47	NE
	Mike Cofer	DE	3	67	DET
	Mike Miller	WR	4	104	GB
	Lee Jenkins	DB	11	281	NYG
1984	<b>Clyde Duncan</b>	<b>WR</b>	<b>1</b>	<b>17</b>	<b>STL</b>
	<b>Reggie White</b>	<b>DE</b>	<b>1</b>	<b>4</b>	<b>PHI (Suppl.)</b>
	Mark Studaway	DE	4	85	HOU
	Curt Singer	T	6	167	WAS
	Randall Morris	RB	10	270	SEA
	Lenny Taylor	WR	12	313	GB
	Glenn Streno	C	12	327	DET
1985	<b>Alvin Toles</b>	<b>LB</b>	<b>1</b>	<b>24</b>	<b>NO</b>
	Carl Zander	LB	2	43	CIN
	Johnnie Jones	RB	5	137	SEA
	Fuad Reveiz	K	7	195	MIA
	Reggie McKenzie	LB	10	275	LA Raiders
	Raleigh McKenzie	G	11	290	WAS
	Tony Simmons	DE	12	318	SD
1986	<b>Tim McGee</b>	<b>WR</b>	<b>1</b>	<b>21</b>	<b>CIN</b>
	Jeff Powell	RB	6	166	CHI
	Eric Swanson	WR	7	170	STL
	Tommy Sims	DB	7	190	IND
	David Douglas	G	8	204	CIN

Year	Name	Pos.	Rnd.	Pick	Team
1987	Bruce Wilkerson	T	2	52	LA Raiders
	Joey Clinkscales	WR	9	233	PITT
	Dale Jones	LB	10	262	DAL
	Carlos Reveiz	K	11	302	NE
1988	<b>Terry McDaniel</b>	<b>DB</b>	<b>1</b>	<b>9</b>	<b>LA Raiders</b>
	<b>Anthony Miller</b>	<b>WR</b>	<b>1</b>	<b>15</b>	<b>SD</b>
	John Bruhin	G	4	86	TB
	William Howard	RB	5	113	TB
	Harry Galbreath	G	8	212	MIA
	Joey Howard	T	9	238	SD
1989	<b>Keith DeLong</b>	<b>LB</b>	<b>1</b>	<b>28</b>	<b>SF</b>
	Jeff Francis	QB	6	140	LA Raiders
1990	Reggie Cobb	RB	2	30	TB
	Marion Hobby	DE	3	74	MIN
	Eric Still	G	4	99	HOU
	Tracy Hayworth	LB	7	174	DET
	Kent Elmore	P	7	190	LA Rams
	Thomas Woods	WR	8	205	MIA
1991	<b>Charles McRae</b>	<b>T</b>	<b>1</b>	<b>7</b>	<b>TB</b>
	<b>Antone Davis</b>	<b>T</b>	<b>1</b>	<b>8</b>	<b>PHI</b>
	<b>Alvin Harper</b>	<b>WR</b>	<b>1</b>	<b>12</b>	<b>DAL</b>
	Chuck Webb	RB	3	81	GB
	Harlan Davis	DB	5	128	SEA
	Anthony Morgan	WR	5	134	CHI
	Greg Amsler	RB	8	198	PHX
	Roland Poles	RB	10	254	SD
	Vince Moore	WR	11	279	NE
1992	<b>Dale Carter</b>	<b>DB</b>	<b>1</b>	<b>20</b>	<b>KC</b>
	<b>Chris Mims</b>	<b>DE</b>	<b>1</b>	<b>23</b>	<b>SD</b>
	Carl Pickens	WR	2	31	CIN
	Chuck Smith	DE	2	51	ATL
	Jeremy Lincoln	DB	3	80	CHI
	Tom Myslinski	G-C	4	109	DAL
	Shazzon Bradley	NT	9	240	GB
	Bernard Drafney	T	9	247	HOU
	Daryl Hardy	LB	10	270	ATL
1993	<b>Todd Kelly</b>	<b>DE</b>	<b>1</b>	<b>27</b>	<b>SF</b>
	Dave Thomas	DB	8	203	DAL
1994	<b>Heath Shuler</b>	<b>QB</b>	<b>1</b>	<b>3</b>	<b>WAS</b>
	Charlie Garner	RB	2	42	PHI
	Cory Fleming	WR	3	87	SF
	Shane Bonham	DT	3	93	DET
	Horace Morris	LB	5	152	NYJ
1995	<b>James Stewart</b>	<b>RB</b>	<b>1</b>	<b>19</b>	<b>JAC</b>
	Ronald Davis	DB	2	41	ATL
	Aaron Hayden	RB	4	104	SD
	Ben Talley	LB	4	133	NYG
	Jerry Colquitt	QB	6	191	CAR
	Billy Williams	WR	7	212	ARI
	Reggie Cobb	RB	(Expansion)		JAC
	Tom Myslinski	G-C	(Expansion)		JAC
	Dave Thomas	DB	(Expansion)		JAC
1996	Jason Layman	T	2	48	HOU
	DeRon Jenkins	DB	2	55	BAL
	Shane Burton	DT	5	150	MIA
	Nilo Silvan	WR	6	180	TB
	Scott Galyon	LB	6	182	NYG
	Steve White	LB	6	194	PHI
	Leslie Ratliffe	T	7	213	DEN
	Jeff Smith	C	7	241	KC
1997	Joey Kent	WR	2	46	HOU
	Jay Graham	RB	3	64	BAL
	Ray Austin	DB	5	145	NYJ
1998	<b>Peyton Manning</b>	<b>QB</b>	<b>1</b>	<b>1</b>	<b>IND</b>
	<b>Terry Fair</b>	<b>DB</b>	<b>1</b>	<b>20</b>	<b>DET</b>
	<b>Marcus Nash</b>	<b>WR</b>	<b>1</b>	<b>30</b>	<b>DEN</b>
	Leonard Little	DE	3	65	STL

GENERAL

STAFF

PLAYERS

REVIEW

HISTORY

HONORS

VOLMANAC

RECORDS



Year	Name	Pos.	Rnd.	Pick	Team
	Jonathan Brown	DE	3	90	GB
	Trey Teague	C	7	200	DEN
	Andy McCullough	WR	7	204	NO
	Corey Gaines	DB	7	231	IND
1999	<b>Al Wilson</b>	<b>LB</b>	<b>1</b>	<b>31</b>	<b>DEN</b>
	Peerless Price	WR	2	53	BUF
	Shawn Bryson	RB	3	86	BUF
	Steve Johnson	DB	6	170	SEA
	Jeff Hall	K	6	181	WAS
	Corey Terry	DE	7	250	IND
2000	<b>Jamal Lewis</b>	<b>RB</b>	<b>1</b>	<b>5</b>	<b>BAL</b>
	<b>Shaun Ellis</b>	<b>DE</b>	<b>1</b>	<b>12</b>	<b>NYJ</b>
	Raynoch Thompson	LB	2	41	ARI
	Chad Clifton	T	2	44	GB
	Dwayne Goodrich	DB	2	49	DAL
	Cosey Coleman	G	2	51	TB
	Deon Grant	DB	2	57	CAR
	Darwin Walker	DT	3	71	ARI
	Tee Martin	QB	5	163	PITT
2001	Travis Henry	RB	2	58	BUF
	Eric Westmoreland	LB	3	73	JAC
	David Leaverton	P	5	142	JAC
	Cedrick Wilson	WR	6	169	SF
	David Martin	TE	6	198	GB
2002	<b>John Henderson</b>	<b>DT</b>	<b>1</b>	<b>9</b>	<b>JAC</b>
	<b>Donte' Stallworth</b>	<b>WR</b>	<b>1</b>	<b>13</b>	<b>NO</b>
	<b>Albert Haynesworth</b>	<b>DT</b>	<b>1</b>	<b>15</b>	<b>TENN</b>
	Fred Weary	OG	3	66	HOU
	Will Overstreet	DE	3	80	ATL
	Travis Stephens	RB	4	119	TB
	Andre Lott	DB	5	159	WAS
	Reggie Coleman	OT	6	192	WAS
	Teddy Gaines	DB	7	256	SF
	Dominique Stevenson	LB	7	260	BUF
2003	Eddie Moore	LB	2	49	MIA
	Kelley Washington	WR	3	65	CIN
	Jason Witten	TE	3	69	DAL
	Julian Battle	DB	3	92	KC
	Aubrayo Franklin	DT	5	146	BAL
	Keyon Whiteside	LB	5	162	IND
	Rashad Moore	DE	6	183	SEA
	Demetrian Veal	DE	7	238	ATL
2004	Gibril Wilson	DB	5	136	NYG
	Troy Fleming	RB	6	191	TENN
	Mark Jones	WR	7	206	TB
	Scott Wells	C	7	251	GB
2005	Kevin Burnett	LB	2	42	DAL
	Dustin Colquitt	P	3	99	KC
	Cedric Houston	RB	6	182	NYJ
2006	<b>Jason Allen</b>	<b>CB</b>	<b>1</b>	<b>16</b>	<b>MIA</b>
	Parys Haralson	DE	5	140	SF
	Omar Gaither	LB	5	168	PHI
	Jesse Mahelona	DT	5	169	TENN
	Kevin Simon	LB	7	250	WAS
2007	<b>Justin Harrell</b>	<b>DT</b>	<b>1</b>	<b>16</b>	<b>GB</b>
	<b>Robert Meachem</b>	<b>WR</b>	<b>1</b>	<b>27</b>	<b>NO</b>
	Arron Sears	OT	2	35	TB
	Turk McBride	DE	2	54	KC
	Jonathan Wade	CB	3	84	STL
	Marvin Mitchell	LB	7	220	NO
2008	<b>Jerod Mayo</b>	<b>LB</b>	<b>1</b>	<b>10</b>	<b>NE</b>
	Brad Cottam	TE	3	76	KC
	Erik Ainge	QB	5	162	NYJ
2009	<b>Robert Ayers</b>	<b>DE</b>	<b>1</b>	<b>18</b>	<b>DEN</b>
2010	<b>Eric Berry</b>	<b>DB</b>	<b>1</b>	<b>5</b>	<b>KC</b>
	<b>Dan Williams</b>	<b>DT</b>	<b>1</b>	<b>26</b>	<b>ARI</b>
	Montario Hardesty	RB	2	59	CLE
	Jacques McClendon	OG	4	129	IND

Year	Name	Pos.	Rnd.	Pick	Team
	Chris Scott	OT	5	151	PITT
	Jonathan Crompton	QB	5	168	SD
2011	Luke Stocker	TE	4	104	TB
	Denarius Moore	WR	5	148	OAK
2012	Malik Jackson	DL	5	137	DEN
2013	<b>Cardarrelle Patterson</b>	<b>WR</b>	<b>1</b>	<b>29</b>	<b>MIN</b>
	Justin Hunter	WR	2	34	TEN
	Dallas Thomas	OL	3	77	MIA
	Mychal Rivera	TE	6	184	OAK
2014	<b>Ja'Wuan James</b>	<b>OL</b>	<b>1</b>	<b>19</b>	<b>MIA</b>
	Zach Fulton	OL	6	193	KC
	Daniel McCullers	DL	6	215	PIT
2017	<b>Derek Barnett</b>	<b>DE</b>	<b>1</b>	<b>14</b>	<b>PHI</b>
	Alvin Kamara	RB	3	67	NO
	Cameron Sutton	DB	3	94	PIT
	Jalen Reeves-Maybin	LB	4	124	DET
	Josh Malone	WR	4	128	CIN
	Joshua Dobbs	QB	4	135	PIT
2018	Rashaan Gaulden	DB	3	85	CAR
	John Kelly	RB	6	176	LAR
	Kahlil McKenzie	DT	6	198	KC



1998 1st overall pick Peyton Manning is one of an SEC-high 357 Tennessee draft picks (tied for most with Alabama).

## VOLS IN THE AAFC DRAFT

Year	Name	Pos.	Rnd.	Pick	Team
1947	<b>Bud Hubbell - AAFC</b>	<b>E</b>	<b>9</b>	<b>65</b>	<b>MIA</b>
	<b>Walter Slater</b>	<b>B</b>	<b>13</b>	<b>102</b>	<b>SF</b>
1949	<b>Al Russas - AAFC</b>	<b>E</b>	<b>10</b>	<b>75</b>	<b>BUF</b>
	<b>Bob Lund</b>	<b>B</b>	<b>11</b>	<b>84</b>	<b>SF</b>

## VOLS IN THE AFL DRAFT

Year	Name	Pos.	Rnd.	Pick	Team
1960	Joe Schaffer - AFL	T	--	--	BUF
	Lebron Shields	T	--	--	DEN
1961	Bill Majors - AFL	HB	9	--	BUF
	Mike Lucci	C	20	--	LA
	Charlie Baker	T	22	--	BUF
1962	Glenn Glass - AFL	HB	2	12	BUF
	Mike Stratton	E	13	100	BUF
1964	Dick Evey - AFL	T	2	12	BUF
	Ed Beard	T	20	159	OAK
1965	<b>Steve DeLong - AFL</b>	<b>T</b>	<b>1</b>	<b>8</b>	<b>SD</b>
1966	Frank Emanuel - AFL	LB	2	--	MIA
	Bob Petrella	DB	8	--	MIA
	Tom Fisher	LB	1 (Redshirt)		HOU
	Austin Denney	E	2 (Redshirt)		NYJ
	John Crumbacher	T	4 (Redshirt)		OAK

# VOLS IN NFL DRAFT HISTORY (BY TEAM)

Position guide: B-back, C-center, E-end, T-tackle; First-round selections in bold-italic

## ARIZONA CARDINALS

		<i>Chicago Cardinals</i> 1920-43, 45-59		
		<i>Card-Pitt</i> 1944		
		<i>St. Louis Cardinals</i> 1960-87		
		<i>Phoenix Cardinals</i> 1988-93		
		<i>Arizona Cardinals</i> 1994-Pres.		
Year	Name	Position	Round	Pick
1937	Phil Dickens	B	6	52
1939	Bowden Wyatt	E	11	91
<b>1940</b>	<b>George Cafego</b>	<b>B</b>	<b>1</b>	<b>1</b>
1941	Bob Foxx	B	3	17
1943	Al Hust	E	3	29
1945	Bob Dobelstein	G	4	28
1946	Pat Lenshan	E	7	51
1946	Jim Vugrin	G	26	241
1948	Jim Powell	E	30	285
1958	Bobby Gordon	B	6	63
1977	Andy Spiva	LB	5	135
<b>1984</b>	<b>Clyde Duncan</b>	<b>WR</b>	<b>1</b>	<b>17</b>
1986	Eric Swanson	WR	7	170
1991	Greg Amsler	RB	8	198
1995	Billy Williams	WR	7	212
2000	Raynoch Thompson	LB	2	41
2000	Darwin Walker	DT	3	71
<b>2010</b>	<b>Dan Williams</b>	<b>DT</b>	<b>1</b>	<b>26</b>

## ATLANTA FALCONS

		<i>Atlanta Falcons</i> 1966-Pres.		
Year	Name	Position	Round	Pick
1969	Jim Weatherford	DB	15	366
1992	Chuck Smith	DE	2	51
1992	Daryl Hardy	LB	10	270
1995	Ronald Davis	DB	2	41
2002	Will Overstreet	DE	3	80
2003	Demetrian Veal	DE	7	238

## BALTIMORE RAVENS

		<i>Baltimore Ravens</i> 1996-Pres.		
Year	Name	Position	Round	Pick
1996	DeRon Jenkins	DB	2	55
1997	Jay Graham	RB	3	64
<b>2000</b>	<b>Jamal Lewis</b>	<b>RB</b>	<b>1</b>	<b>5</b>
2003	Aubrayo Franklin	DT	5	146

## BROOKLYN DODGERS

		<i>Brooklyn Dodgers</i> 1930-43		
		<i>Brooklyn Tigers</i> 1944		
		<i>Yanks</i> 1945		
Year	Name	Position	Round	Pick
1940	Len Coffman	B	14	124
1945	Roy Cross	E	10	90

## BUFFALO BILLS

		<i>Buffalo Bills</i> 1960-Pres.		
Year	Name	Position	Round	Pick
1973	Richard Earl	T	11	265
1999	Peerless Price	WR	2	53
1999	Shawn Bryson	RB	3	86
2001	Travis Henry	RB	2	58
2002	Dominique Stevenson	LB	7	260

## CAROLINA PANTHERS

		<i>Carolina Panthers</i> 1995-Pres.		
Year	Name	Position	Round	Pick
1995	Jerry Colquitt	QB	6	191
2000	Deon Grant	DB	2	57
2018	Rashaan Gaulden	DB	3	85

## CHICAGO BEARS

		<i>Decatur Staleys</i> 1919-20		
		<i>Chicago Staleys</i> 1921		
		<i>Chicago Bears</i> 1922-Pres.		
Year	Name	Position	Round	Pick
1939	Walter "Babe" Woods	B	8	86
1942	Don Edmiston	T	17	160
1951	J.W. Sherrill	B	10	120
1952	Andy Kozar	B	12	140
1952	Ted Daffer	G	21	248
1955	Ed Nickla	G	14	167
1955	Joel Kinley	G	27	323
1956	Buddy Cruze	E	12	143
1958	Al Carter	B	22	257
1962	Glen Glass	HB	17	231
<b>1964</b>	<b>Dick Evey</b>	<b>T</b>	<b>1</b>	<b>14</b>
<b>1965</b>	<b>Steve DeLong</b>	<b>T</b>	<b>1</b>	<b>6</b>
1971	Lester McClain	WR	9	220
1973	Conrad Graham	DB	8	187
<b>1983</b>	<b>Willie Gault</b>	<b>WR</b>	<b>1</b>	<b>18</b>
1986	Jeff Powell	RB	6	166
1991	Anthony Morgan	WR	5	134
1992	Jeremy Lincoln	DB	3	80

## CINCINNATI BENGALS

		<i>Cincinnati Bengals</i> 1968-Pres.		
Year	Name	Position	Round	Pick
<b>1968</b>	<b>Bob Johnson</b>	<b>C</b>	<b>1</b>	<b>2</b>
1968	Dewey Warren	QB	6	155
1974	Haskel Stanback	RB	5	114
1981	Hubert Simpson	RB	10	258
1985	Carl Zander	LB	2	43
<b>1986</b>	<b>Tim McGee</b>	<b>WR</b>	<b>1</b>	<b>21</b>
1986	David Douglas	G	8	204
1992	Carl Pickens	WR	2	31
2003	Kelley Washington	WR	3	65
2017	Josh Malone	WR	4	128

## CLEVELAND BROWNS

		<i>Cleveland Browns</i> 1946-Pres.		
Year	Name	Position	Round	Pick
<b>1952</b>	<b>Bert Rechichar</b>	<b>B</b>	<b>1</b>	<b>10</b>
<b>1953</b>	<b>Doug Atkins</b>	<b>T</b>	<b>1</b>	<b>11</b>
1953	Andy Myers	G	30	358
1954	Bill Barbish	B	8	95
1955	Lamar Leachman	C	30	360
1956	Buddy Cruze	E	12	143
1961	Mike Lucci	C	5	69
1961	Charlie Baker	T	20	279
1972	George Hunt	K	5	122
1974	Eddie Brown	DB	8	199
1978	Jesse Turnbow	DT	8	205
1978	Brent Watson	T	10	261
2010	Montario Hardesty	RB	2	59

GENERAL

STAFF

PLAYERS

REVIEW

HISTORY

HONORS

VOLMANAC

RECORDS





**DALLAS COWBOYS**

<i>Dallas Cowboys</i>		<i>1960-Pres.</i>		
<i>Year</i>	<i>Name</i>	<i>Position</i>	<i>Round</i>	<i>Pick</i>
1966	Austin Denney	E	11	160
1969	Richmond Flowers	FL	2	49
1969	Bill Justus	DB	15	386
1970	Steve Kiner	LB	3	73
1970	Pete Athas	DB	10	257
1970	Ken DeLong	TE	15	387
1973	Carl Johnson	LB	10	254
1974	Gene Killian	G-T	16	413
1978	Russ Williams	DB	9	250
<b>1979</b>	<b>Robert Shaw</b>	<b>C</b>	<b>1</b>	<b>27</b>
1981	Danny Spradlin	LB	5	137
1987	Dale Jones	LB	10	262
<b>1991</b>	<b>Alvin Harper</b>	<b>WR</b>	<b>1</b>	<b>12</b>
1992	Tom Myslinski	G-C	4	109
1993	Dave Thomas	DB	8	203
2000	Dwayne Goodrich	DB	2	49
2003	Jason Witten	TE	3	69
2005	Kevin Burnett	LB	2	42

**DENVER BRONCOS**

<i>Denver Broncos</i>		<i>1960-Pres.</i>		
<i>Year</i>	<i>Name</i>	<i>Position</i>	<i>Round</i>	<i>Pick</i>
1996	Leslie Ratliffe	T	7	213
<b>1998</b>	<b>Marcus Nash</b>	<b>WR</b>	<b>1</b>	<b>30</b>
1998	Trey Teague	C	7	200
<b>1999</b>	<b>Al Wilson</b>	<b>LB</b>	<b>1</b>	<b>31</b>
<b>2009</b>	<b>Robert Ayers</b>	<b>DE</b>	<b>1</b>	<b>18</b>
2012	Malik Jackson	DL	5	137

**DETROIT LIONS**

<i>Portsmouth Spartans</i>		<i>1930-33</i>		
<i>Detroit Lions</i>		<i>1934-Pres.</i>		
<i>Year</i>	<i>Name</i>	<i>Position</i>	<i>Round</i>	<i>Pick</i>
1940	Jim Rike	C	4	46
1944	Bob Cifers	B	2	14
1945	Russ Morrow	C	24	247
1947	Bill Hillman	B	27	246
1949	Al Russas	E	13	122
1951	Jimmy Hill	B	15	178
1952	Hank Lauricella	B	17	202
1955	Darris McCord	T	3	36
1955	Pat Oleksiak	B	18	216
1956	Tom Tracy	B	5	50
1957	John Gordy	T	2	24
1958	Tommy Bronson	B	30	360
1959	Carl Smith	B	9	101
1959	Lebron Shields	T	22	256
1967	Paul Naumoff	LB	3	60
1970	Herman Weaver	P	9	227
1983	Mike Cofer	DE	3	67
1984	Glenn Streno	C	12	327
1990	Tracy Hayworth	LB	7	174
1994	Shane Bonham	DT	3	93
<b>1998</b>	<b>Terry Fair</b>	<b>DB</b>	<b>1</b>	<b>20</b>
2017	Jalen Reeves-Maybin	LB	4	124

**GREEN BAY PACKERS**

<i>Green Bay Packers</i>		<i>1919-Pres.</i>		
<i>Year</i>	<i>Name</i>	<i>Position</i>	<i>Round</i>	<i>Pick</i>
1945	Casey Stephenson	B	7	65
1947	Denver Crawford	T	15	130
1952	Charlie Stokes	T	26	303
1953	Jim Haslam	T	24	283
1968	Walter Chadwick	RB	6	164

1983	Mike Miller	WR	4	104
1984	Lenny Taylor	WR	12	313
1991	Chuck Webb	RB	3	81
1992	Shazzon Bradley	NT	9	240
1998	Jonathan Brown	DE	3	90
2000	Chad Clifton	T	2	44
2001	David Martin	TE	6	198
2004	Scott Wells	C	7	251
<b>2007</b>	<b>Justin Harrell</b>	<b>DT</b>	<b>1</b>	<b>16</b>

**HOUSTON TEXANS**

<i>Houston Texans</i>		<i>2002-Pres.</i>		
<i>Year</i>	<i>Name</i>	<i>Position</i>	<i>Round</i>	<i>Pick</i>
2002	Fred Weary	OG	3	66

**INDIANAPOLIS COLTS**

<i>Baltimore Colts</i>		<i>1953-83</i>		
<i>Indianapolis Colts</i>		<i>1984-Pres.</i>		
<i>Year</i>	<i>Name</i>	<i>Position</i>	<i>Round</i>	<i>Pick</i>
1958	Bobby Sandlin	B	24	285
1972	Gary Theiler	TE	12	308
1973	Jamie Rotella	LB	3	62
1986	Tommy Sims	DB	7	190
<b>1998</b>	<b>Peyton Manning</b>	<b>QB</b>	<b>1</b>	<b>1</b>
1998	Corey Gaines	DB	7	231
1999	Corey Terry	DE	7	250
2003	Keyon Whiteside	LB	5	162
2010	Jaques McClendon	G	4	129

**JACKSONVILLE JAGUARS**

<i>Jacksonville Jaguars</i>		<i>1995-Pres.</i>		
<i>Year</i>	<i>Name</i>	<i>Position</i>	<i>Round</i>	<i>Pick</i>
<b>1995</b>	<b>James Stewart</b>	<b>RB</b>	<b>1</b>	<b>19</b>
2001	Eric Westmoreland	LB	3	73
2001	David Leaverton	P	5	142
<b>2002</b>	<b>John Henderson</b>	<b>DT</b>	<b>1</b>	<b>9</b>

**KANSAS CITY CHIEFS**

<i>Dallas Texans</i>		<i>1960-62</i>		
<i>Kansas City Chiefs</i>		<i>1963-Pres.</i>		
<i>Year</i>	<i>Name</i>	<i>Position</i>	<i>Round</i>	<i>Pick</i>
<b>1982</b>	<b>Anthony Hancock</b>	<b>WR</b>	<b>1</b>	<b>11</b>
<b>1992</b>	<b>Dale Carter</b>	<b>DB</b>	<b>1</b>	<b>20</b>
1996	Jeff Smith	C	7	241
2003	Julian Battle	DB	3	92
2005	Dustin Colquitt	P	3	99
2007	Turk McBride	DE	2	54
2008	Brad Cottam	TE	3	76
<b>2010</b>	<b>Eric Berry</b>	<b>DB</b>	<b>1</b>	<b>5</b>
2014	Zach Fulton	OL	6	193
2018	Kahlil McKenzie	DT	6	198

**LOS ANGELES CHARGERS**

<i>Los Angeles Chargers 1960, 2017-Pres.</i>		<i>San Diego Chargers 1961-2016</i>		
<i>Year</i>	<i>Name</i>	<i>Position</i>	<i>Round</i>	<i>Pick</i>
1967	John Mills	E	8	199
1968	Elliot Gammage	TE	8	209
1971	Chip Kell	C	17	429
1974	Bill Rudder	RB	3	59
1985	Tony Simmons	DE	12	318
<b>1988</b>	<b>Anthony Miller</b>	<b>WR</b>	<b>1</b>	<b>15</b>
1988	Joey Howard	T	9	238
1991	Roland Poles	RB	10	254
<b>1992</b>	<b>Chris Mims</b>	<b>DE</b>	<b>1</b>	<b>23</b>
1995	Aaron Hayden	RB	4	104
2010	Jonathan Crompton	QB	5	168

## LOS ANGELES RAMS

*Cleveland Rams 1936-42, 44-45*

*Los Angeles Rams 1946-94, 2016-Pres.*

*St. Louis Rams 1995-2015*

Year	Name	Position	Round	Pick
1940	Boyd Clay	T	11	95
1941	Marshall "Abe" Shires	T	2	14
1942	Ike Peel	B	15	132
1944	Bud Hubbell	E	15	152
1945	Dick Huffman	T	9	81
1947	Max Partin	B	9	73
1952	Gordon Polofsky	B	5	61
<b>1970</b>	<b>Jack Reynolds</b>	<b>LB</b>	<b>1</b>	<b>22</b>
1976	Ron McCartney	LB	2	53
1979	Jeff Moore	WR	3	58
1990	Kent Elmore	P	7	190
1998	Leonart Little	DE	3	65
2007	Jonathan Wade	CB	3	84
2018	John Kelly	RB	6	176

## MIAMI DOLPHINS

*Miami Dolphins 1966-Pres.*

Year	Name	Position	Round	Pick
1968	John Boynton	T	7	172
1969	Karl Kremser	K	5	128
1969	Chick McGeehan	FL	15	375
1972	Ray Nettles	LB	6	155
1974	Gary Valbuena	QB	10	260
1985	Fuad Reveziz	K	7	195
1988	Harry Galbreath	G	8	212
1990	Thomas Woods	WR	8	205
1996	Shane Burton	DT	5	150
2003	Eddie Moore	LB	2	49
<b>2006</b>	<b>Jason Allen</b>	<b>CB</b>	<b>1</b>	<b>16</b>
2013	Dallas Thomas	OL	3	77
<b>2014</b>	<b>Ja'Wuan James</b>	<b>OL</b>	<b>1</b>	<b>19</b>

## MINNESOTA VIKINGS

*Minnesota Vikings 1961-Pres.*

Year	Name	Position	Round	Pick
1966	Bob Petrella	DB	12	181
1975	Neil Clabo	P	10	258
1981	Tim Irwin	T	3	74
1990	Marion Hobby	DE	3	74
<b>2013</b>	<b>Cordarrelle Patterson</b>	<b>WR</b>	<b>1</b>	<b>29</b>

## NEW ENGLAND PATRIOTS

*Boston Patriots 1960-70*

*Bay State Patriots 1971*

*New England Patriots 1971-Pres.*

Year	Name	Position	Round	Pick
1968	Charley Fulton	RB	16	413
1975	Condredge Holloway	QB	12	306
<b>1977</b>	<b>Stanley Morgan</b>	<b>WR</b>	<b>1</b>	<b>25</b>
<b>1980</b>	<b>Roland James</b>	<b>DB</b>	<b>1</b>	<b>14</b>
1982	Brian Ingram	LB	4	111
1983	Darryal Wilson	WR	2	47
1987	Carlos Reveiz	K	11	302
1991	Vince Moore	WR	11	279
<b>2008</b>	<b>Jerod Mayo</b>	<b>LB</b>	<b>1</b>	<b>10</b>

## NEW ORLEANS SAINTS

*New Orleans Saints 1967-Pres.*

Year	Name	Position	Round	Pick
1967	Ron Widby	K	4	81
1971	Bobby Scott	QB	14	340
1972	Curt Watson	RB	6	150

1972	Joe Balthrop	G	16	397
1979	Kelsey Finch	RB	12	311
<b>1985</b>	<b>Alvin Toles</b>	<b>LB</b>	<b>1</b>	<b>24</b>
1998	Andy McCullough	WR	7	204
<b>2002</b>	<b>Donte Stallworth</b>	<b>WR</b>	<b>1</b>	<b>13</b>
<b>2007</b>	<b>Robert Meachem</b>	<b>WR</b>	<b>1</b>	<b>27</b>
2007	Marvin Mitchell	LB	7	220
2017	Alvin Kamara	RB	3	67

## NEW YORK GIANTS

*New York Giants 1925-Pres.*

Year	Name	Position	Round	Pick
1936	Gene "Roy" Rose	E	4	36
1945	Billy Bevis	B	12	119
1945	Jim Chadwell	T	23	240
1951	Jack Stroud	T	5	61
1951	Bud Sherrod	E	17	206
1966	Tom Fisher	LB	3	40
1975	Ricky Townsend	K	13	314
1983	Lee Jenkins	DB	11	281
1995	Ben Talley	LB	4	133
1996	Scott Galyon	LB	6	182
2004	Gibril Wilson	DB	5	136

## NEW YORK JETS

*New York Titans 1960-62*

*New York Jets 1963-Pres.*

Year	Name	Position	Round	Pick
1967	Doug Archibald	DB	16	405
1978	Pat Ryan	QB	11	281
1994	Horace Morris	LB	5	152
1997	Ray Austin	DB	5	145
<b>2000</b>	<b>Shaun Ellis</b>	<b>DE</b>	<b>1</b>	<b>12</b>
2005	Cedric Houston	RB	6	182
2008	Erik Ainge	QB	5	162

## NEW YORK YANKS

*Boston Yanks 1944, 1946-48*

*Yanks 1945*

*New York Bulldogs 1949-50*

*New York Yanks 1949-51*

*Dallas Texans 1952*

Year	Name	Position	Round	Pick
1950	Norm Messeroll	T	15	185
1952	Vince Kaseta	E	16	182

## OAKLAND RAIDERS

*Oakland Raiders 1960-81, 1995-Pres.*

*Los Angeles Raiders 1982-94*

Year	Name	Position	Round	Pick
1975	Paul Careathers	RB	15	389
1977	Mickey Marvin	G	4	112
1985	Reggie McKenzie	LB	10	275
1987	Bruce Wilkerson	T	2	52
<b>1988</b>	<b>Terry McDaniel</b>	<b>DB</b>	<b>1</b>	<b>9</b>
1989	Jeff Francis	QB	6	140
2011	Denarius Moore	WR	5	148
2013	Mychal Rivera	TE	6	184

## PHILADELPHIA EAGLES

*Philadelphia Eagles 1933-42, 44-Pres.*

*Phil-Pitt "Steagles" 1943*

Year	Name	Position	Round	Pick
1942	Ray Graves	C	9	73
1946	Walter Slater	B	3	37
1946	Bob Long	B	28	268
1949	Bob Lund	B	14	141
1953	John Michels	G	25	297

# VOLMANAC

1955	Jimmy Wade	B	20	238
1961	Bill Majors	B	12	168
1966	Frank Emanuel	LB	4	52
1967	Harold Stancell	DB	9	231
1968	Joe Graham	G	15	394
1972	Bobby Majors	DB	3	76
1981	Alan Duncan	K	7	174
<b>1984</b>	<b>Reggie White</b>	<b>DE</b>	<b>1</b>	<b>4 Supp*</b>
<b>1991</b>	<b>Antone Davis</b>	<b>T</b>	<b>1</b>	<b>8</b>
1994	Charlie Garner	RB	2	42
1996	Steve White	LB	6	194
2006	Omar Gaither	LB	5	168
<b>2017</b>	<b>Derek Barnett</b>	<b>DE</b>	<b>1</b>	<b>14</b>

Supp\* - Supplemental Draft

## PITTSBURGH STEELERS

<i>Pittsburgh Pirates</i>		<b>1933-39</b>		
<i>Pittsburgh Steelers 1940-42, 45-Pres.</i>				
<b>Year</b>	<b>Name</b>	<b>Position</b>	<b>Round</b>	<b>Pick</b>
1941	Bob Suffridge	G	6	42
1942	Johnny Butler	B	7	51
1944	Jim Meyers	G	15	151
1945	Art Brandau	C	10	89
1951	Bill Pearman	G	26	309
1951	John Gruble	E	30	356
1952	Herky Payne	B	9	102
1953	Frank Holohan	T	10	114
1954	Bob Fisher	T	10	115
1957	Frank Kolinsky	T	28	329
1965	Whit Canale	FB	17	227
1970	Frank Yanossy	DT	16	392
1978	Craig Colquitt	P	3	76
1987	Joey Clinkscales	WR	9	233
2000	Tee Martin	QB	5	163
2010	Chris Scott	T	5	151
2014	Daniel McCullers	DT	6	215
2017	Cameron Sutton	CB	3	94
2017	Joshua Dobbs	QB	4	135

## SAN FRANCISCO 49ERS

<i>San Francisco 49ers</i>		<b>1946-Pres.</b>		
<b>Year</b>	<b>Name</b>	<b>Position</b>	<b>Round</b>	<b>Pick</b>
1953	Ed Morgan	B	24	284
1964	Ed Beard	T	14	183
1972	Jackie Walker	LB	6	148
1980	Craig Puki	LB	3	77
<b>1989</b>	<b>Keith DeLong</b>	<b>LB</b>	<b>1</b>	<b>28</b>
<b>1993</b>	<b>Todd Kelly</b>	<b>DE</b>	<b>1</b>	<b>27</b>
1994	Cory Felming	WR	3	87
2001	Cedrick Wilson	WR	6	169
2002	Teddy Gaines	DB	7	256
2006	Parys Haralson	DE	5	140

## SEATTLE SEAHAWKS

<i>Seattle Seahawks</i>		<b>1976-Pres.</b>		
<b>Year</b>	<b>Name</b>	<b>Position</b>	<b>Round</b>	<b>Pick</b>
1977	Larry Seivers	WR	4	111
1984	Randall Morris	RB	10	270
1985	Johnnie Jones	RB	5	137
1991	Harlan Davis	DB	5	128
1999	Steve Johnson	DB	6	170
2003	Rashad Moore	DT	6	183

## TAMPA BAY BUCCANEERS

<i>Tampa Bay Buccaneers</i>		<b>1976-Pres.</b>		
<b>Year</b>	<b>Name</b>	<b>Position</b>	<b>Round</b>	<b>Pick</b>
1976	Tommy West	LB	16	433
1981	Brad White	DT	12	310

1988	John Bruhin	G	4	86
1988	William Howard	RB	5	113
1990	Reggie Cobb	RB	2	30
<b>1991</b>	<b>Charles McRae</b>	<b>T</b>	<b>1</b>	<b>7</b>
1996	Nilo Silvan	WR	6	180
2000	Cosey Coleman	G	2	51
2002	Travis Stephens	RB	4	119
2004	Mark Jones	WR	7	206
2007	Larry Sears	OT	2	35
2011	Luke Stocker	TE	4	104

## TENNESSEE TITANS

<i>Houston Oilers</i>		<b>1960-96</b>		
<i>Tennessee Oilers</i>		<b>1997-98</b>		
<i>Tennessee Titans</i>		<b>1999-Pres.</b>		
<b>Year</b>	<b>Name</b>	<b>Position</b>	<b>Round</b>	<b>Pick</b>
1969	Richard Pickens	RB	13	327
1984	Mark Studaway	DE	4	85
1990	Eric Still	G	4	99
1992	Bernard Dafney	T	9	247
1996	Jason Laymon	T	2	48
1997	Joey Kent	WR	2	46
<b>2002</b>	<b>Albert Haynesworth</b>	<b>DT</b>	<b>1</b>	<b>15</b>
2004	Troy Fleming	RB	6	191
2006	Jesse Mahelona	DT	5	169
2013	Justin Hunter	WR	2	34

## WASHINGTON REDSKINS

<i>Washington Redskins</i>		<b>1932-Pres.</b>		
<b>Year</b>	<b>Name</b>	<b>Position</b>	<b>Round</b>	<b>Pick</b>
1940	Sam Bartholomew	B	11	118
1941	Ed Cifers	E	6	50
1944	Jim Gaffney	B	15	149
1947	Billy Gold	B	16	139
1953	Pat Shires	B	29	339
1958	Bill Anderson	B	3	31
1964	Bob Zvolerin	T	12	158
1966	Stan Mitchell	FB	8	115
1966	Hal Wantland	HB	16	235
1982	Lamont Jeffers	LB	6	153
1982	Terry Daniels	DB	10	265
1984	Curt Singer	T	6	167
1985	Raleigh McKenzie	G	11	290
<b>1994</b>	<b>Heath Shuler</b>	<b>QB</b>	<b>1</b>	<b>3</b>
1999	Jeff Hall	K	6	181
2002	Andre Lott	DB	5	159
2002	Reggie Coleman	OT	6	192
2006	Kevin Simon	LB	7	250

# VOLS IN PRO FOOTBALL

The following is a list of former Tennessee athletes who have played actively at least one season with a professional football club. Names listed are only of players who were on the teams' official roster and does not necessarily include all years in which a player may have been on the practice squad. Information for this listing was compiled by the Media Relations Office with the aid of the official media guides of all teams and the Encyclopedia of Football. Additions and corrections are requested.

## \*Active Players for the 2018 Season (as of June 5, 2018)

NFL - National Football League
CFL - Canadian Football League
EU - NFL Europe
WL - World League of American Football (1991-93; 96-97)
AFL - American Football League (1960-69)
USFL - United States Football League (1983-85)
WFL - World Football League (1974-75)
AAC - All-American Conference (1946-49)

Ainge, Erik (2007), Quarterback: (2008 Draft - 5th Rd.), New York Jets (NFL) 2008-10.

Allen, Jason (2005), Defensive Back: (2006 Draft - 1st Rd.), Miami Dolphins (NFL) 2006-10; Houston Texans (NFL) 2010-11, Cincinnati Bengals 2012.

Allen, Mikki (1999), Defensive Back: (2000 Free Agent), San Francisco 49ers (NFL) 2000; Amsterdam Admirals (EU) 2001.

Amsler, Greg (1990), Running Back: (1991 Draft - 8th Rd.), Phoenix Cardinals (NFL) 1991 (Injured Reserve).

Anderson, Bill (1957), Back: (1958 Draft - 3rd Rd.), Washington Redskins (NFL) 1958-63; Green Bay Packers (NFL) 1965-66.

Athas, Pete (1969 Freshman), Defensive Back: (1970 Draft - 10th Rd.), Dallas Cowboys (NFL) 1970; New York Giants (NFL) 1971-75; Cleveland Browns (NFL) 1975; Minnesota Vikings (NFL) 1975; New Orleans Saints (NFL) 1976.

Atkins, Doug (1952), Defensive Tackle: (1953 Draft - 1st Rd.), Cleveland Browns (NFL) 1953-54; Chicago Bears (NFL) 1955-66; New Orleans Saints (NFL) 1967-69.

Ayers, Robert (2008), Defensive End: (2009 Draft - 1st Rd.), Denver Broncos (NFL) 2009-2013; New York Giants (NFL) 2014-16; Tampa Bay Buccaneers (NFL) 2016-2017.

Austin, Raymond (1996) Defensive Back: (1997 Draft - 5th Rd.), New York Jets (NFL) 1997; Chicago Bears 1998-2000.

Bailey, Howard (1934), Tackle: Philadelphia Eagles (NFL) 1935.

Baker, Rashad (2003), Defensive Back (2004 Free Agent), Buffalo Bills (NFL) 2004-05; New England Patriots (NFL) 2006-07; Oakland Raiders (NFL) 2008; Philadelphia Eagles (NFL) 2009.

Barbish, Bill (1953), Back: (1954 Draft - 8th Rd. - Cleveland), Toronto Argonauts (CFL) 1954.

**\*Barnett, Derek (2016), Defensive End: (2017 Draft - 1st Rd.), Philadelphia Eagles (NFL) 2017-Present.**

Bartholomew, Sam (1939), Back: (1940 Draft - 11th Rd. - Washington), Philadelphia Eagles (NFL) 1941.

Bates, Bill (1982), Defensive Back: (1983 Free Agent), Dallas Cowboys (NFL) 1983-97.

Battle, Julian (2002), Defensive Back: (2003 Draft - 3rd Rd.), Kansas City (NFL) 2003-05; Washington Redskins (NFL) 2006; Calgary Stampeders (CFL) 2007-08.

Beard, Ed (1961), Linebacker: (1964 Draft - 14th Rd.), San Francisco 49ers (NFL) 1965-73.

**\*Berry, Eric (2009), Defensive Back: (2010 Draft - 1st Rd.), Kansas City Chiefs (NFL) 2010-Present.**

**\*Berry, Evan (2018), Kick Returner/Defensive Back: (2018 Free Agent), Cleveland Browns (NFL) 2018-Present.**

Bolden, Demonte' (2008), Defensive Tackle: (2009 Free Agent) Hamilton Tiger-Cats (CFL) 2009-10, Calgary Stampeders 2012-16.

Bonham, Shane (1993), Defensive Tackle: (1994 Draft - 3rd Rd.) Detroit Lions (NFL) 1994-97; San Francisco 49ers (NFL) 1998; Indianapolis Colts (NFL) 1999.

Boynton, John (1967), Tackle: (1968 Draft - 7th Rd.), Miami Dolphins (AFL) 1969.

Brandau, Art (1942), Center: (1945 Draft - 8th Rd.), Pittsburgh Steelers (NFL) 1945-46.

**\*Bray, Tyler (2012), Quarterback: (2103 Free Agent), Kansas City Chiefs (NFL) 2013-2017; Chicago Bears (NFL) 2018-Present.**

Brown, Chris (2007), Tight End: (2008 Free Agent), Jacksonville Jaguars (NFL) 2007 (Practice Squad); Miami Dolphins (NFL) 2008 (Practice Squad).

Brown, Eddie (1973), Defensive Back: (1974 Draft - 8th Rd.), Cleveland Browns (NFL) 1974-75; Washington Redskins (NFL) 1975-77; Los Angeles Rams (NFL) 1978-79; Chicago Blitz (USFL) 1983; Arizona Wranglers (USFL) 1984.

Brown, Jonathan (1997), Defensive End: (1998 Draft - 3rd Rd.) Green Bay Packers (NFL) 1998; Denver Broncos (NFL) 1999; Berlin Thunder (EU) 2000; St. Louis Rams (NFL) 2001-02; Amsterdam Admirals (EU) 2003; Toronto Argonauts (CFL), 2004-09; BC Lions (CFL), 2010.

Brown, Tony (2004), Wide Receiver: (2005 Free Agent), Seattle Seahawks (NFL) 2005.

Bruhlin, John (1987), Offensive Guard: (1988 Draft - 4th Rd.), Tampa Bay Buccaneers (NFL) 1988-1991.

Bryson, Shawn (1998), Running Back: (1999 Draft - 3rd Rd.), Buffalo Bills (NFL) 1999-2002; Detroit Lions (NFL) 2003-06.

Burnett, Kevin (2004), Linebacker: (2005 Draft - 2nd Rd.), Dallas Cowboys (NFL) 2005-08; San Diego Chargers (NFL) 2009-10; Miami Dolphins (NFL) 2011-12; Oakland Raiders (NFL) 2013.

Burton, Shane (1995), Defensive Tackle: (1996 Draft - 5th Rd.), Miami Dolphins (NFL) 1996-98; Chicago Bears (NFL) 1999; New York Jets 2000-01; Carolina Panthers (NFL) 2002-03.

Butler, Johnny (1941), Back: (1942 Draft - 5th Rd. - Pittsburgh), Philadelphia Eagles (NFL) 1943, 1945; Pittsburgh Steelers (NFL) 1943-44; Brooklyn Tigers (NFL) 1944; Boston Yanks (NFL) 1944-45; Chicago Cardinals (NFL) 1944.

Cafego, George (1939), Back: (1940 Draft - 1st Rd. - Chicago Cardinals), Brooklyn Dodgers (NFL) 1940, 1944; Washington Redskins (NFL) 1943; Boston Yanks (NFL) 1944.

Canale, Whit (1964), Defensive End: (1965 Draft - 17th Rd. - Pittsburgh), Miami Dolphins (AFL) 1966; Boston Patriots (AFL) 1968.

Carter, Dale (1991), Defensive Back: (1992 Draft - 1st Rd.), Kansas City Chiefs (NFL) 1992-98; Denver Broncos 1999-2000; Minnesota Vikings (NFL) 2001; New Orleans Saints (NFL) 2002-03; Baltimore Ravens (NFL) 2004-05.

Chadwick, Walter (1967), Running Back: (1968 Draft - 6th Rd. - Green Bay), Winnipeg Blue Bombers (CFL) 1968.

Cifers, Bobby (1942), Quarterback: (1944 Draft - 2nd Rd.), Detroit Lions (NFL) 1944-46; Pittsburgh Steelers (NFL) 1947-48; Green Bay Packers (NFL) 1949.

Cifers, Ed (1940), End: (1941 Draft - 6th Rd.), Washington Redskins (NFL) 1941-42, 1946; Chicago Bears (NFL) 1947-48.

Clabo, Neil (1974), Punter: (1975 Draft - 10th Rd.), Minnesota Vikings (NFL) 1975-77.

Clausen, Casey (2003), Quarterback: (2004 Free Agent), Amsterdam Admirals (EU) 2005

Clay, Boyd (1939), Tackle: (1940 Draft - 11th Rd.), Cleveland Rams (NFL) 1940-42, 1944.

Clifton, Chad (1999), Offensive Tackle: (2000 Draft - 2nd Rd.), Green Bay Packers (NFL) 2000-2011.

Clinkscales, Joey (1986), Wide Receiver: (1987 Draft - 9th Rd.), Pittsburgh Steelers (NFL) 1987-88; Tampa Bay Buccaneers (NFL) 1988.

Cobb, Reggie (1989), Running Back: (1990 Draft - 2nd Rd.), Tampa Bay Buccaneers (NFL) 1990-93, Green Bay Packers (NFL) 1994; Jacksonville Jaguars (NFL) 1995; New York Jets (NFL) 1996-97.

Cofer, Mike L. (1982), Defensive End: (1983 Draft - 3rd Rd.), Detroit Lions (NFL) 1983-1992.

Coker, LaMarcus (2006): Running Back: Calgary Stampeders (CFL) 2011

Coleman, Coasey (1999), Offensive Guard: (2000 Draft - 2nd Rd.), Tampa Bay Buccaneers (NFL) 2000-04; Cleveland Browns (NFL) 2005-06.

**\*Coleman, Justin (2014), Defensive Back: (2015 Free Agent) Seattle Seahawks (NFL) 2015 (Practice Squad), 2017-Present.; New England Patriots (NFL) 2015-2017.**

Coleman, Reggie (2001), Offensive Tackle: (2002 Draft - 6th Rd.) Washington Redskins (NFL) 2002.

**\*Colquitt, Britton (2008), Punter: (2009 Free Agent) Denver Broncos (NFL) 2009-15; Cleveland Browns (NFL) 2016-Present**

GENERAL

STAFF

PLAYERS

REVIEW

HISTORY

HONORS

VOLMANAC

RECORDS





Colquitt, Craig (1977), Punter: (1978 Draft - 3rd Rd.), Pittsburgh Steelers (NFL) 1978-1984.

**\*Colquitt, Dustin (2004), Punter: (2005 Draft - 3rd Rd.), Kansas City Chiefs (NFL) 2005-Present.**

Colquitt, Jimmy (1984), Punter: (1985 Free Agent), Seattle Seahawks (NFL) 1985.

Cooper, Richard (1987), Defensive Lineman: (1989 Free Agent), New Orleans Saints (NFL) 1989-95; Philadelphia Eagles (NFL) 1996-98.

Copeland, Jeremaine (1998), Wide Receiver: (2000 Free Agent), Barcelona Dragons (EU) 2000; Montreal Alouettes (CFL) 2001-04; Calgary Stampede (CFL) 2005-09; Toronto Argonauts (CFL) 2010-11.

Cottam, Brad (2007), Tight End: (2008 NFL Draft-3rd Rd.), Kansas City Chiefs (NFL) 2008-09.

**\*Cox, Morgan (2009), LS: (2010 Free Agent), Baltimore Ravens (NFL) 2010-Present.**

Crawford, Denver (1947), Tackle: (1947 Draft - 13th Rd. - Green Bay), New York Yankees (AAC) 1948.

Crompton, Jonathan (2009), Quarterback (2010 Draft - 5th Rd. San Diego), New England Patriots (NFL) 2010 (Practice Squad); Washington Redskins (NFL) 2011 (Practice Squad); Edmonton Eskimos (CFL) 2013; Montreal Alouettes (CFL) 2014-16.

**\*Croom, Jason (2016), Tight End: (2017 Free Agent), Buffalo Bills (NFL) 2017-Present.**

Crosby, Phillip (1999), Fullback: (2000 Free Agent), Buffalo Bills (NFL) 2000-03.

Daffer, Ted (1951), End: (1952 Draft - 21st Rd.), Chicago Bears (NFL) 1954.

Dafney, Bernard (1991), Offensive Tackle: (1992 Draft - 9th Rd.), Houston Oilers (NFL) 1992; Minnesota Vikings (NFL) 1993-95; Arizona Cardinals (NFL) 1995; Pittsburgh Steelers (NFL) 1996-97; Carolina Panthers (NFL) 1998.

**\*Daniel, Trevor (2018), Punter: (2018 Free Agent), Houston Texans (NFL) 2018-Present.**

Daniels, Terry (1981), Defensive Back: (1981 Draft - 10th Rd. - Washington), New Jersey Generals (USFL) 1983-85.

Danychuk, Bill (1964), Guard: Hamilton Tigercats (CFL) 1965-76. Darr, Matt (2014), Punter: (2015 Free Agent) Miami Dolphins (NFL) 2015-2017.

Davis, Antone (1990), Offensive Tackle: (1991 Draft - 1st Rd. - Philadelphia), Philadelphia Eagles (NFL) 1991-95; Atlanta Falcons (NFL) 1996-97.

Davis, Harlan (1990), Defensive Back: (1991 Draft - 5th Rd.), Seattle Seahawks (NFL) 1991.

Davis, Ron (1994) Defensive Back: (1995 Draft - 2nd Rd.), Atlanta Falcons (NFL) 1995; Green Bay Packers (NFL) 1997-08.

DeLong, Keith (1988), Linebacker: (1989 Draft - 1st Rd.), San Francisco 49ers (NFL) 1989-1993.

DeLong, Steve (1964), Defensive End: (1965 Draft - 1st Rd. - Chicago (NFL)/San Diego (AFL)), San Diego Chargers (AFL) 1965-69 (NFL) 1970-71; Chicago Bears (NFL) 1972.

DeLucca, Jerry (1955), Guard: Toronto Argonauts (CFL) 1958; Philadelphia Eagles (NFL) 1959; Boston Patriots (AFL) 1960-61, 63-64; Buffalo Bills (AFL) 1962-63.

Denney, Austin (1966), End: (1967 Draft - 11th Rd. - Dallas (NFL)/2nd Rd. New York Jets (AFL), Chicago Bears (NFL) 1967-69; Buffalo Bills (NFL) 1970-71.

Dickerson, Mondre (2003), Defensive Line: (2003 Free Agent), Tampa Bay Storm (AFL) 2006; Grand Rapids Rampage (AFL) 2007; Columbus Destroyers (AFL) 2008.

**\*Dobbs, Joshua (2016), Quarterback: (2017 Draft - 4th Rd.), Pittsburgh Steelers (NFL) 2017-Present.**

Dobelstein, Bob (1945), Guard: (1945 Draft - 2nd Rd. - Chicago Cardinals), New York Giants (NFL) 1946-48; Los Angeles Dons (AAC) 1949.

Douglas, Cody (2005), Offensive Guard (2006 Free Agent) Houston Texans (NFL) 2006; Cologne Centurions (EU) 2007.

Douglas, David (1985), Offensive Tackle: (1986 Draft - 8th Rd.), Cincinnati Bengals (NFL) 1986-88; New England Patriots (NFL) 1989-90.

Duff, Bill (1998), Defensive Tackle: (1999 Free Agent), Cleveland Browns (NFL) 1999; Berlin Thunder (EU) 2000-01.

Duncan, Alan (1980), Place Kicker: (1981 Draft - 7th Rd.), Philadelphia Eagles (NFL); Memphis Showboats (USFL) 1984-85.

Duncan, Clyde (1983), Wide Receiver: (1984 Draft - 1st Rd.), St. Louis Cardinals (NFL) 1984-85.

**\*Ellis, Alex (2015), Tight End: (2016 Free Agent), Tennessee Titans (NFL) 2016; Jacksonville Jaguars (NFL) 2016-2017; New Orleans Saints (NFL) 2017; Kansas City Chiefs (NFL) 2018-Present.**

Ellis, Shaun (1999), Defensive End: (2000 Draft - 1st Rd.), New York Jets (NFL) 2000-10; New England Patriots (NFL) 2011. Emanuel, Frank (1965), Linebacker: (1966 Draft - 4th Rd. - Philadelphia (NFL)/3rd Rd. - Miami (AFL), Miami Dolphins (AFL) 1966-69; New Orleans Saints (NFL) 1970.

Evey, Dick (1963), Tackle: (1964 Draft - 1st Rd. - Chicago (NFL)/2nd Rd. Buffalo (AFL)), Chicago Bears (NFL) 1964-69; Los Angeles Rams (NFL) 1970; Detroit Lions (NFL) 1971.

Fair, Terry (1997) Defensive Back: (1998 Draft - 1st Rd.) Detroit Lions (NFL) 1998-2001; Carolina Panthers (NFL) 2002; Pittsburgh Steelers (NFL) 2003-04; St. Louis Rams (NFL) 2005.

Feathers, Beattie (1933), Halfback: Chicago Bears (NFL) 1934-37; Brooklyn Dodgers (NFL) 1938-39; Green Bay Packers (NFL) 1940.

Fields, Earnest (1991), Linebacker: (1994 Free Agent) Baltimore CFL Club (CFL) 1994.

Fleming, Cory (1993), Wide Receiver: (1994 Draft - 3rd Rd.) San Francisco 49ers (NFL); Dallas Cowboys (NFL) 1994-95; Oakland Raiders (NFL) 2000.

Fleming, Troy (2003), Running Back: (2004 Draft - 6th Rd.) Tennessee Titans (NFL) 2004-06.

Flowers, Richmond (1968), Safety: (1969 Draft - 2nd Rd.), Dallas Cowboys (NFL) 1969-71; New York Giants (NFL) 1971-73; Shreveport Steamers (WFL) 1974-75.

Foster, Arnan (2008), Running Back: (2009 Free Agent), Houston Texans (NFL) 2009-15; Miami Dolphins (NFL) 2016

**\*Foster, Ramon (2008), Offensive Tackle: (2009 Free Agent), Pittsburgh Steelers (NFL) 2009-Present.**

Francis, Jeff (1988), Quarterback: (1989 Draft - 6th Rd.), Los Angeles Raiders (NFL) 1989; Cleveland Browns (NFL) 1990-1991.

Franklin, Aubrayo (2002), Defensive Tackle: (2003 Draft - 5th Rd.), Baltimore Ravens (NFL) 2003-06; Frankfurt Galaxy (EU) 2004; San Francisco 49ers (NFL) 2007-10; New Orleans Saints (NFL) 2011; San Diego Chargers (NFL) 2012; Indianapolis Colts (NFL) 2013.

Frost, Ken (1960), Tackle: Dallas Cowboys (NFL) 1961-62.

Fulton, Charlie (1967), Back: (1968 Draft - 16th Rd. - Boston), Edmonton Eskimos (CFL) 1968-69.

**\*Fulton, Zach (2013), Offensive Line: (2014 Draft - 6th Rd.), Kansas City Chiefs (NFL) 2014-2017; Houston Texans (NFL) 2018-Present.**

Gaffney, Jim (1942), Back: (1944 Draft - 13th Rd.), Washington Redskins (NFL) 1945-46.

Gaines, Cory (1997), Defensive Back: (2001 Free Agent), Frankfurt Galaxy (EU) 2001.

Gaines, Greg (1980), Defensive Back: (1980 Free Agent), Seattle Seahawks (NFL) 1981-1988.

Gaines, Teddy (2001), Defensive Back: (2002 Draft - 7th Rd San Francisco), Rhein Fire (EU) 2003; Montreal Alouettes (CFL) 2004

Gaither, Omar (2005), Linebacker: (2006 Draft - 5th Rd.), Philadelphia Eagles (NFL) 2006-10; Carolina Panthers (NFL) 2011, Oakland Raiders (NFL) 2012, Atlanta Falcons (NFL) 2013.

Galbreath, Harry (1987), Offensive Guard: (1988 Draft - 8th Rd.), Miami Dolphins (NFL) 1988-92; Green Bay Packers (NFL) 1993-95; New York Jets (NFL) 1996-97.

Galyon, Scott (1995), Linebacker: (1996 Draft - 6th Rd.), New York Giants (NFL) 1996-99; Miami Dolphins (NFL) 2000-2002.

Garner, Charlie (1993), Running Back: (1994 Draft - 2nd Rd.) Philadelphia Eagles (NFL) 1994-98; San Francisco 49ers (NFL) 1999-2000; Oakland Raiders (NFL) 2001-03; Tampa Bay Buccaneers (NFL) 2004-2005.

Gault, Willie (1982), Wide Receiver: (1983 Draft - 1st Rd.), Chicago Bears (NFL) 1983-87; Los Angeles Raiders (NFL) 1988-93.

Glass, Glenn (1961), Back: (1962 Draft - 2nd Rd. - Buffalo (AFL)/17th Rd. - Chicago (NFL)), Pittsburgh Steelers (NFL) 1962-63; Philadelphia Eagles (NFL) 1964-65; Atlanta Falcons (NFL) 1966; Denver Broncos (AFL) 1966.

Goodrich, Dwayne (1999), Defensive Back: (2000 Draft - 2nd Rd.), Dallas Cowboys (NFL) 2001-02.

Gordon, Bobby (1957), Back: (1958 Draft - 6th Rd.), Chicago Cardinals (NFL) 1958; Houston Oilers (AFL) 1960.

Gordy, John (1956), Tackle: (1957 Draft - 2nd Rd.), Detroit Lions (NFL) 1957-1959-67.

Graddy, Sam (1986), Wide Receiver: (1987 Free Agent), Denver Broncos (NFL) 1987-88; Los Angeles Raiders (NFL) 1989-92.

Graham, Conrad (1972), Defensive Back: (1973 Draft - 8th Rd.), Chicago Bears (NFL) 1973.

Graham, Jay (1996), Running Back: (1997 Draft - 3rd Rd.), Baltimore Ravens (NFL) 1997-99; Seattle Seahawks (NFL) 2001; Montreal Alouettes (CFL) 2003.

Grant, Deon (1999), Defensive Back: (2000 Draft - 2nd Rd.), Carolina Panthers (NFL) 2000-03; Jacksonville Jaguars (NFL) 2004-06; Seattle Seahawks (NFL) 2007-09; New York Giants (NFL) 2010-11.

Graves, Ray (1941), Center: (1942 Draft - 7th Rd.), Philadelphia Eagles (NFL) 1942-43, 1946; Pittsburgh Steelers (NFL) 1943.

Greer, Jabari (2003), Defensive Back: (2004 Free Agent), Buffalo Bills (NFL) 2004-08; New Orleans Saints (NFL) 2009-13.

**\*Gaulden, Rashaan (2018), Defensive Back: (2018 Draft - 3rd Rd.), Carolina Panthers (NFL) 2018-Present.**

Guess, Nick (2011), Long Snapper: (2012 Free Agent), Oakland Raiders (NFL) 2012.

Hall, Jason (2005), Defensive End: (2006 Free Agent), Cologne Centurions (EU) 2007.

Hall, Jeff (1998), Placekicker: (2000 Free Agent), St. Louis Rams (NFL) 2000.

Hamilton, Mercedes (1998), Offensive Guard: (1999 Free Agent), Berlin Thunder (EU) 1999.

Hancock, Anthony (1981), Wide Receiver: (1982 Draft - 1st Rd.), Kansas City Chiefs (NFL) 1982-86; Buffalo Bills (NFL) 1988 (Injured Reserve).

Hand, Omari (2002), Defensive End: (2003 Free Agent), San Diego Chargers (NFL) 2003-05; Amsterdam Admirals (EU) 2005.

Hannon, Chris (2005), Wide Receiver (2006 Free Agent), Kansas City Chiefs (NFL) 2006; Detroit Lions (NFL) 2007-08; Miami Dolphins (NFL) 2008; San Francisco 49ers (NFL) 2008.

Haralson, Parys (2005), Defensive End (2006 Draft - 5th Rd.), San Francisco 49ers (NFL) 2006-12; New Orleans Saints (NFL) 2013-14.

Hardesty, Montario (2009), Running Back (2010 Draft - 2nd Rd.), Cleveland Browns (NFL) 2010-13.

Harrell, Justin (2006), Defensive Tackle: (2007 Draft - 1st Rd.), Green Bay Packers (NFL) 2007-10.

Hardy, Darryl (1991), Linebacker: (1992 Draft - 10th Rd.), Atlanta Falcons (NFL) 1992-93 (Practice Squad); Arizona Cardinals (NFL) 1994 (Practice Squad); Dallas Cowboys (NFL) 1995-96; Seattle Seahawks (NFL) 1997-98.

Harper, Alvin (1990), Wide Receiver: (1991 Draft - 1st Rd.), Dallas Cowboys (NFL) 1991-94; Tampa Bay Buccaneers (NFL) 1995-96; Washington Redskins (NFL) 1997; New Orleans Saints (NFL) 1997.

Hayden, Aaron (1994), Running Back: (1995 Draft - 4th Rd.), San Diego Chargers (NFL) 1995-96; Green Bay Packers (NFL) 1997-98; Philadelphia Eagles (NFL) 1999-2000.

Haynesworth, Albert (2001), Defensive Tackle: (2002 Draft - 1st Rd.), Tennessee Titans (NFL) 2002-08; Washington Redskins (NFL) 2009-10; New England Patriots (NFL), 2011; Tampa Bay Buccaneers (NFL) 2011.

Hayworth, Tracy (1989), Defensive End: (1990 Draft - 7th Rd.), Detroit Lions (NFL) 1990-95; Atlanta Falcons (NFL) 1996.

Hefney, Jonathan (2007), Safety: (2009 Free Agent) Winnipeg Blue Bombers (CFL) 2009; Detroit Lions (NFL) 2010; Winnipeg Blue Bombers (CFL) 2010-13; Calgary Stampeders (CFL) 2013; Montreal Alouettes (CFL) 2015.

Henderson, John (2001), Defensive Tackle: (2002 Draft - 1st Rd.), Jacksonville Jaguars (NFL) 2002-09; Oakland Raiders (NFL) 2010-11.

Henry, Travis (2000), Tailback: (2001 Draft - 2nd Rd.) Buffalo Bills (NFL) 2001-04; Tennessee Titans (NFL) 2005-06; Denver Broncos (NFL) 2007.

Herrera, Anthony (2003), Offensive Line: (2004 Free Agent) Minnesota Vikings (NFL) 2004-11.

Hickman, Herman (1931), Guard: Brooklyn Dodgers (NFL) 1932-34.

Hill, Jim (1950), Back: (1951 Draft - 15th Rd.), Detroit Lions (NFL) 1951-52; Pittsburgh Steelers (NFL) 1955.

Hillman, Bill (1946), Back: (1947 Draft - 25th Rd.), Detroit Lions (NFL) 1947.

Hobby, Marion (1989), Defensive End: (1990 Draft - 3rd Rd. - Minnesota), New England Patriots (NFL) 1990-1993.

Holloway, Condredge (1974), Quarterback: (1975 Draft - 12th Rd. - New England), Ottawa Rough Riders (CFL) 1975-1980; Toronto Argonauts (CFL) 1981-1986; British Columbia Lions (CFL) 1987.

Houston, Cedric (2004), Running Backs: (2005 Draft - 6th Rd.), New York Jets (NFL) 2005-06.

Howard, Joey (1987), Offensive Tackle: (1988 Draft - 9th Rd.), San Diego Chargers (NFL) 1988-1990.

Howard, William (1987), Running Back: (1988 Draft - 5th Rd.), Tampa Bay Buccaneers (NFL) 1988-89.

Hubbell, Franklin (Bud) (1946), End-Tackle: (1947 Draft - 9th Rd. - Miami (AAFC)), Los Angeles Rams (NFL) 1947-49.

Huffman, Dick (1946), Tackle: (1945 Draft - 7th Rd. - Cleveland), Los Angeles Rams (NFL) 1947-50; Winnipeg Blue Bombers (CFL) 1951-55; Calgary Stampeders (CFL) 1956-57.

Hunt, George (1971), Kicker: (1972 Draft - 5th Rd.), Cleveland Browns (NFL) 1972 Taxi Squad; Baltimore Colts (NFL) 1973; New York Giants (NFL) 1975.

**\*Hunter, Justin (2012), Wide Receiver (2013 Draft - 2nd Rd.), Tennessee Titans (NFL) 2013-15; Miami Dolphins (NFL) 2016; Buffalo Bills (NFL) 2016; Pittsburgh Steelers (NFL) 2017-Present.**

Hust, Al (1942), End: (1943 Draft - 3rd Rd.), Chicago Cardinals (NFL) 1946.

Hutton, Tom (1994), Punter: (1995 Free Agent) Philadelphia Eagles (NFL) 1995-98; Miami Dolphins (NFL) 1999.

Ingram, Brian (1981), Defensive End: (1982 Draft - 4th Rd.), New England Patriots (NFL) 1982-86; San Diego Chargers 1987.

Irwin, Tim (1980), Offensive Tackle: (1981 Draft - 3rd Rd.), Minnesota Vikings (NFL) 1981-1993; Tampa Bay Buccaneers (NFL) 1994; Miami Dolphins (NFL) 1994.

Jackson, Bernard (2001) Defensive End: (2002 Free Agent), Washington Redskins (NFL) 2002.

**\*Jackson, Malik (2011), Defensive Line: (2012 Draft - 5th Rd.), Denver Broncos (NFL) 2012-16; Jacksonville Jaguars (NFL) 2016-present.**

**\*James, Ja'Wuan (2013), Offensive Line: (2014 Draft - 1st Rd.), Miami Dolphins (NFL) 2014-Present.**

James, Roland (1979), Defensive Back: (1980 Draft - 1st Rd.), New England Patriots (NFL) 1980-90.

Jeffers, Lemont Holt (1981), Linebacker: (1981 Draft - 6th Rd. - Washington), Memphis Showboats (USFL) 1984-85; New Jersey Generals (USFL) 1985; Montreal Alouettes (CFL) 1985-86; Calgary Stampeders (CFL) 1987-1990.

Jenkins, DeRon (1995), Defensive Back: (1996 Draft - 2nd Rd.), Baltimore Ravens (NFL) 1996-99; San Diego Chargers (NFL) 2000; Tennessee Titans (NFL) 2001; Carolina Panthers (NFL) 2002.

**\*Johnson, Austin (2011), Fullback (2011 Free Agent), New Orleans Saints (NFL) 2013 (Practice Squad), 2014-15; Tampa Bay Buccaneers (NFL) 2016-Present.**

Johnson, Bob (1967), Center: (1968 Draft - 1st Rd.), Cincinnati Bengals (AFL) 1968-69 (NFL) 1970-78.

Johnson, Carl (1972), Defensive End: (1973 Draft - 10th Rd.), Dallas Cowboys (NFL) 1973 (Taxi Squad).

Johnson, Steve (1998), Defensive Back: (1999 Draft - 6th Rd. - Seattle), Green Bay Packers (NFL) 1999-2000; Amsterdam Admirals (EU) 2000.

Johnson, Tom (1972), Center: Jacksonville Sharks (WFL) 1974; San Antonio Wings (WFL) 1975.

Jones, Dale (1986), Linebacker: (1987 Draft - 10th Rd.), Dallas Cowboys (NFL) 1987.

Jones, Johnnie (1984), Running Back: (1985 Draft - 5th Rd. - Seattle), Hamilton Tiger-Cats (CFL) 1987-88.

Jones, Mark (2003), Wide Receiver: (2004 Draft - 7th Rd.), New York Giants (NFL) 2004; Tampa Bay Buccaneers (NFL) 2005-07; Carolina Panthers (NFL) 2008; Tennessee Titans (NFL) 2009.

**\*Jumper, Colton (2018), Linebacker: (2018 Free Agent), New Orleans Saints (NFL) 2018-Present.**

**\*Kamara, Alvin (2016), Running Back: (2017 Draft - 3rd Rd.), New Orleans Saints (NFL) 2017-Present.**

Kell, Chip (1970), Guard: (1971 Draft - 17th Rd. - San Diego), Edmonton Eskimos (CFL) 1971-72.

Kelly, Andy (1991), Quarterback: (1992 Free Agent - Green Bay Packers); Rhein Fire (WLAFL) 1995-96.



- \*Kelly, John (2018), Running Back: (2018 Draft - 6th Rd.), Los Angeles Rams (NFL) 2018-Present.**
- Kelly, Todd (1992), Defensive End (1993 Draft - 1st Rd.), San Francisco 49ers (NFL) 1993-95; Cincinnati Bengals (NFL) 1995-2000; Atlanta Falcons (NFL) 1996.
- \*Kendrick, Brett (2018), Offensive Lineman: (2018 Free Agent), Detroit Lions (NFL) 2018-Present.**
- Kent, Joey (1996), Wide Receiver: (1997 Draft - 2nd Rd.), Tennessee Oilers (NFL) 1997-98; Tennessee Titans (NFL) 1999-2000; Minnesota Vikings (NFL) 2000-01.
- \*Kerbyson, Kyle (2015), Offensive Tackle: (2016 Free Agent), New England Patriots (NFL) 2016; Tampa Bay Buccaneers (NFL) 2016 (Practice Squad); Montreal Alouettes (CFL) 2017-Present (Practice Squad).**
- Killian, Gene (1973), Guard: (1974 Draft - 16th Rd.), Dallas Cowboys (NFL) 1974.
- Kiner, Steve (1969), Linebacker: (1970 Draft - 3rd Rd.), Dallas Cowboys (NFL) 1970; New England Patriots (NFL) 1971, 1973; Washington Redskins (NFL) 1972-73 (Taxi Squad); Houston Oilers (NFL) 1973-78.
- Knight, Steve (1982), Offensive Guard: (1983 - Free Agent) Indianapolis Colts (NFL) 1987-88.
- Kremer, Karl (1968), Kicker: (1969 Draft - 5th Rd.), Miami Dolphins (AFL) 1969 (NFL) 1970; Green Bay Packers (NFL) 1971-72 (Taxi Squad); Baltimore Colts (NFL) 1973 (Taxi Squad).
- Lane, Eric (1996), Running Back: (1997 Free Agent), New York Giants (NFL) 1997-98; Atlanta Falcons (NFL) 1999.
- Lauricella, Hank (1951), Back: (1952 Draft - 17th Rd. - Detroit), Dallas Texans (NFL) 1952.
- Layman, Jason (1995), Offensive Guard: (1996 Draft - 2nd Rd.), Houston Oilers (NFL) 1996; Tennessee Oilers (NFL) 1997-98; Tennessee Titans 1999-2002.
- Leachman, Lamar (1955), Center: (1955 Draft - 30th Rd. - Cleveland), Calgary Stampeders (CFL) 1956.
- Leak, C.J. (2005) Tight End (2006 Free Agent) Buffalo Bills, (2006 Practice Squad).
- Letner, Cotton (1960), Linebacker: Buffalo Bills (AFL) 1961.
- Lewis, Jamal (1999), Running Back: (2000 Draft - 1st Rd.), Baltimore Ravens (NFL) 2000-06; Cleveland Browns (NFL) 2007-09.
- \*Lewis, LaTroy (2016), Linebacker: (2017 Free Agent), Oakland Raiders (NFL) 2017; Houston Texans (NFL) 2017-Present.**
- Lincoln, Jeremy (1991), Defensive Back: (1992 Draft - 3rd Rd.), Chicago Bears (NFL) 1992-95; St. Louis Rams (NFL) 1996; Seattle Seahawks (NFL) 1997; New York Giants (NFL) 1998-99; Detroit Lions (NFL) 2000.
- Lipscomb, Paul (1942), Tackle: Green Bay Packers (NFL) 1945-49; Washington Redskins (NFL) 1950-54; Chicago Bears (NFL) 1954.
- Little, Leonard (1997), Defensive End: (1998 Draft - 3rd Rd.), St. Louis Rams (NFL) 1998-2009.
- Lloyd, DeAngelo (2000), Defensive End: (2000 Free Agent), Frankfurt Galaxy (EU) 2001; Berlin Thunder (EU) 2005.
- Long, R.A. (1946), Back: Boston Yanks (NFL) 1947.
- Lott, Andre (2001), Defensive Back: (2002 Draft - 5th Rd.), Washington Redskins (NFL) 2002-05; Pittsburgh Steelers (NFL) 2006.
- Lucci, Mike (1961), Linebacker: (1961 Draft - 5th Rd. - Cleveland (NFL)/20th Rd. - Los Angeles Chargers (AFL)), Cleveland Browns (NFL) 1962-64; Detroit Lions (NFL) 1965-73.
- Maggitt, Curt (2015), Linebacker: (2016 Free Agent), Indianapolis Colts (NFL) 2016.
- Mahelona, Jesse (2005), Defensive Tackle: (2006 Draft - 5th Rd.), Tennessee Titans (NFL) 2006.
- Majors, Bill (1960), Back: (1961 Draft - 12th Rd. - Philadelphia (NFL)/9th Rd. - Buffalo (AFL)), Buffalo Bills (AFL) 1961.
- Majors, Bob (1971), Defensive Back: (1972 Draft - 3rd Rd. - Philadelphia), Cleveland Browns (NFL) 1972-73; Memphis Southmen (WFL) 1974.
- \*Malone, Josh (2016), Wide Receiver: (2017 Draft - 4th Rd.), Cincinnati Bengals (NFL) 2017-Present.**
- Manning, Peyton (1997) Quarterback: (1998 Draft - 1st Rd.), Indianapolis Colts (NFL) 1998-11; Denver Broncos (NFL) 2012-16.
- Maples, Talmadge (1933), Center: Cincinnati Reds (NFL) 1934.
- Marsh, Stephen (2002) Defensive Back: (2004 Free Agent) Edmonton Eskimos (CFL) 2004-07.
- Martin, David (2001), Tight End: (2001 Draft - 6th Rd.), Green Bay Packers (NFL) 2001-06; Miami Dolphins (NFL) 2007-09; Buffalo Bills (NFL) 2010-11.
- Martin, Tee (1999) Quarterback: (2000 Draft - 5th Rd.), Pittsburgh Steelers (NFL) 2000-2002; Rhein Fire (EU) 2002; Oakland Raiders (NFL) 2003-04; Winnipeg Bluebombers (CFL) 2005.
- Marvin, Mickey (1976), Offensive Guard: (1977 Draft - 4th Rd.), Oakland Raiders (NFL) 1977-81; Los Angeles Raiders (NFL) 1982-87.
- Maxwell, Jim (1971), Quarterback: (1972 Free Agent), Philadelphia Eagles (NFL) 1972-73 (Taxi Squad).
- Mayo, Jerod (2007), Linebacker: (2008 NFL Draft - 1st Rd.), New England Patriots (NFL) 2008-16.
- McBride, Turk (2006), Defensive Tackle: (2007 Draft - 2nd Rd.), Kansas City Chiefs (NFL) 2007-09; Detroit Lions (NFL) 2010; New Orleans Saints (NFL) 2011-12.
- McCartney, Ron (1975), Defensive End: (1976 Draft - 2nd Rd.), Los Angeles Rams (NFL) 1976 (Taxi Squad); Atlanta Falcons (NFL) 1977-79.
- \*McClendon, Jacques (2009), Offensive Guard: (2010 Draft - 4th Rd.), Indianapolis Colts (NFL) 2010-11; Detroit Lions (NFL) 2011; Pittsburgh Steelers (NFL) 2012 (Practice Squad); Atlanta Falcons (NFL) 2012 (Practice Squad); Jacksonville Jaguars (NFL) 2013-14; Miami Dolphins (NFL) 2015; Jacksonville Jaguars (NFL) 2016.**
- McCleskey, J.J. (1992), Wide Receiver: (1993 Free Agent); New Orleans Saints (NFL) 1993-1996; Arizona Cardinals (NFL) 1997-2000.
- McCord, Darris (1954), Tackle: (1955 Draft - 3rd Rd.), Detroit Lions (NFL) 1955-67.
- McCoy, Rico (2008) Linebacker: Winnipeg Blue Bombers (CFL) 2010; Edmonton Eskimos (CFL) 2011.
- \*McCullers, Daniel (2013), Defensive Line: (2014 Draft - 6th Rd.), Pittsburgh Steelers (NFL) 2014-Present.**
- McCullough, Andy (1997) Wide Receiver: (1998 Draft - 7th Rd.) New Orleans Saints (NFL) 1998; Frankfurt Galaxy (EU) 1999; Arizona Cardinals (NFL) 1999-2000; Frankfurt Galaxy (EU) 2001; Oakland Raiders (NFL) 2001-02.
- McDaniel, Terry (1987), Defensive Back: (1988 Draft - 1st Rd.), Los Angeles Raiders (NFL) 1988-96; Oakland Raiders (NFL) 1996.
- McDaniel, Tony (2005), Defensive Tackle: (2006 Free Agent), Jacksonville Jaguars (NFL) 2006-08; Miami Dolphins (NFL) 2009-2012; Seattle Seahawks (NFL) 2013-14; Tampa Bay Buccaneers (NFL) 2015; Seattle Seahawks (NFL) 2016; New Orleans Saints (NFL) 2017.
- McGee, Tim (1985), Wide Receiver: (1986 Draft - 1st Rd.), Cincinnati Bengals (NFL) 1986-1992; Washington Redskins (NFL) 1993; Cincinnati Bengals (NFL) 1994-96.
- \*McKenzie, Kahill (2018), Defensive Tackle: (2018 Draft - 6th Rd.), Kansas City Chiefs (NFL) 2018-Present.**
- McKenzie, Raleigh (1984), Center: (1985 Draft - 11th Rd.), Washington Redskins (NFL) 1986-94; Philadelphia Eagles (NFL) 1995-96; San Diego Chargers (NFL) 1997-98; Green Bay Packers 1999-2000.
- McKenzie, Reggie (1984), Linebacker: (1985 Draft - 10th Rd.), Los Angeles Raiders (NFL) 1985-88; Phoenix Cardinals (NFL) 1989-90; Montreal (Canada) Machine (WLAFL) 1992.
- McRae, Charles (1990), Offensive Tackle: (1990 Draft - 1st Rd.), Tampa Bay Buccaneers (NFL) 1991-1995; Oakland Raiders (NFL) 1996.
- Meachem, Robert (2006), Wide Receiver: (2007 Draft - 1st Rd.), New Orleans Saints (NFL), 2007-11, 2013-14; San Diego Chargers (NFL) 2012.
- Michels, John (1952), Guard: (1953 Draft - 25th Rd.), Philadelphia Eagles (NFL) 1953, 1956; Winnipeg Blue Bombers (CFL) 1957.
- Miles, Willie (2002), Defensive Back: (2005 Free Agent), British Columbia Lions (CFL) 2005.
- Miller, Anthony (1987), Wide Receiver: (1988 Draft - 1st Rd.), San Diego Chargers (NFL) 1988-93; Denver Broncos (NFL) 1994-1996; Dallas Cowboys (NFL) 1997.
- Miller, Bubba (1995), Offensive Guard: (1996 Free Agent), Philadelphia Eagles (NFL) 1996-2001; New Orleans Saints (NFL) 2002.
- Miller, Darrin (1987), Outside Linebacker: (1988 Free Agent), Seattle Seahawks (NFL) 1988-1989.
- Miller, Mike (1982), Wide Receiver: (1983 Draft - 4th Rd. - Green Bay), New York Giants (NFL) 1983; Edmonton Eskimos (CFL) 1984.

# THE 46 NFL FIRST-ROUND DRAFT CHOICES

GENERAL  
STAFF  
PLAYERS  
REVIEW  
HISTORY

HONORS

VOLUNTEER

RECORDS



Draft	Name	Pick	Team
1940	<b>George Cafego, TB</b>	<b>1</b>	<b>Chicago Cardinals</b>
1952	Bert Rechichar, DB	10	Cleveland Browns
1953	Doug Atkins, DT	11	Cleveland Browns
1964	Dick Evey, DT	14	Chicago Bears
1965	Steve DeLong, G	6	San Diego Chargers
1968	Bob Johnson, C	2	Cincinnati Bengals
1970	Jack Reynolds, LB	22	Los Angeles Rams
1977	Stanley Morgan, WR	25	New England Patriots
1979	Robert Shaw, C	27	Dallas Cowboys
1980	Roland James, DB	14	New England Patriots
1982	Anthony Hancock, WR	11	Kansas City Chiefs
1983	Willie Gault, WR	18	Chicago Bears
1984	Reggie White, DT	4	Philadelphia Eagles
	Clyde Duncan, WR	17	St. Louis Cardinals
1985	Alvin Toles, LB	24	New Orleans Saints
1986	Tim McGee, WR	21	Cincinnati Bengals
1988	Terry McDaniel, DB	9	Los Angeles Raiders
	Anthony Miller, WR	15	San Diego Chargers
1989	Keith DeLong, LB	28	San Francisco 49ers
1991	Charles McRae, OT	7	Tampa Bay Buccaneers
	Antone Davis, OT	8	Philadelphia Eagles
	Alvin Harper, WR	12	Dallas Cowboys
1992	Dale Carter, DB	20	Kansas City Chiefs
	Chris Mims, DE	23	San Diego Chargers

1993	Todd Kelly, DE	27	San Francisco 49ers
1994	Heath Shuler, QB	3	Washington Redskins
1995	James Stewart, TB	19	Jacksonville Jaguars
1998	<b>Peyton Manning, QB</b>	<b>1</b>	<b>Indianapolis Colts</b>
	Terry Fair, DB	20	Detroit Lions
	Marcus Nash, WR	30	Denver Broncos
1999	Al Wilson, LB	31	Denver Broncos
2000	Jamal Lewis, TB	5	Baltimore Ravens
	Shaun Ellis, DE	12	New York Jets
2002	John Henderson, DT	9	Jacksonville Jaguars
	Donte' Stallworth, WR	13	New Orleans Saints
	Albert Haynesworth, DT	15	Tennessee Titans
2006	Jason Allen, DB	16	Miami Dolphins
2007	Justin Harrell, DT	16	Green Bay Packers
	Robert Meachem, WR	27	New Orleans Saints
2008	Jerod Mayo, LB	10	New England Patriots
2009	Robert Ayers, DE	18	Denver Broncos
2010	Eric Berry, DB	5	Kansas City Chiefs
	Dan Williams, DT	26	Arizona Cardinals
2013	Cordarrelle Patterson, WR	29	Minnesota Vikings
2014	Ja'Wuan James, OT	19	Miami Dolphins
2017	Derek Barnett, DE	14	Philadelphia Eagles

**Bold Italics** Indicates No. 1 Overall Pick

Mims, Chris (1991), Defensive End: (1992 Draft - 1st Rd.), San Diego Chargers (NFL) 1992-96; Washington Redskins (NFL) 1997; San Diego Chargers (NFL) 1998-99; Chicago Bears (NFL) 2000.

Mitchell, Marvin (2006), Linebacker: (2007 Draft - 7th Rd.), New Orleans Saints (NFL) 2007-10; Miami Dolphins (NFL) 2011; Minnesota Vikings (NFL) 2012-Present.

Mitchell, Stan (1965), Back: (1966 Draft - 8th Rd. - Washington), Miami Dolphins (AFL) 1966-69 (NFL) 1970.

Mitchell, Xavier (2007), Defensive End: (2009 Free Agent), British Columbia Lions (CFL) 2009.

Moore, Denarius (2010), Wide Receiver: (2011 Draft - 5th Rd.) Oakland Raiders (NFL) 2011-14; Buffalo Bills (NFL) 2015.

Moore, Eddie (2002), Linebacker: (2003 Draft - 2nd Rd.), Miami Dolphins (NFL) 2003-06.

Moore, Jeff (1978), Wide Receiver: (1979 Draft - 3rd Rd.), Los Angeles Rams (NFL) 1979-81.

Moore, Mark (1990), Defensive Tackle: (1991 Free Agent), Team Dallas (WL) 1992.

Moore, Rashad (2002), Defensive Tackle: (2003 Draft - 6th Rd.), Seattle Seahawks (NFL) 2003-05; New York Jets (NFL) 2006; New England Patriots (NFL) 2007.

Morgan, Anthony (1990), Wide Receiver: (1991 Draft - 5th Rd.), Chicago Bears (NFL) 1991-1993; Green Bay Packers (NFL) 1994-97.

Morgan, Stanley (1976), Wide Receiver: (1977 Draft - 1st Rd.), New England Patriots (NFL) 1977-89; Indianapolis Colts (NFL) 1990.

Morley, Demetrice (2008), Defensive Back: Calgary Stampeders (CFL) 2011-13; Toronto Argonauts (CFL) 2013.

Morris, Randall (1983), Running Back: (1984 Draft - 10th Rd.), Seattle Seahawks (NFL) 1984-1988.

**\*Moseley, Emmanuel (2018), Defensive Back: (2018 Free Agent), San Francisco 49ers (NFL) 2018-Present.**

Myslinski, Tom (1991), Offensive Guard: (1992 Draft - 4th Rd. - Dallas), Washington Redskins (NFL) 1992; Buffalo Bills (NFL) 1993; Chicago Bears (NFL) 1993-94; Jacksonville Jaguars (NFL) 1995-96; Pittsburgh Steelers (NFL) 1997; Indianapolis Colts (NFL) 1998; Dallas Cowboys (NFL) 1999; Pittsburgh Steelers (NFL) 2000-02.

Naumoff, Paul (1966), Linebacker: (1967 Draft - 3rd Rd.), Detroit Lions (NFL) 1967-78.

Nash, Marcus (1997) Wide Receiver: (1998 Draft - 1st Rd.) Denver Broncos (NFL) 1998-99; Baltimore Ravens (NFL) 2000; Winnipeg Blue Bombers (CFL) 2002.

Neal, Rajion (2013), Running Back: (Free Agent) Green Bay Packers (NFL) 2014 (Practice Squad); Miami Dolphins (NFL) 2015 (Practice Squad); Oakland Raiders (NFL) 2015 (Practice Squad); Pittsburgh Steelers (NFL) 2015 (Practice Squad); Cleveland Browns (NFL) 2016.

Nettles, Ray (1971), Linebacker: (1972 Draft - 6th Rd. - Miami), British Columbia Lions (CFL) 1972-76; Toronto Argonauts (CFL) 1977; Hamilton Tiger-Cats (CFL) 1978.

Nickla, Ed (1952), End: Toronto Argonauts (CFL) 1954; Chicago Bears (NFL) 1959.

Noel, Tori (1997) Defensive Back: (1998 Free Agent) Barcelona Dragons (EU) 1998; Denver Broncos (NFL) 1999.

North, Lee (1981), Center: (1981 Free Agent), Tampa Bay Bandits (USFL) 1984-85.

North, Marquez (2015), Wide Receiver: (2016 Free Agent), Los Angeles Rams (NFL) 2016.

Oleksiak, Pat (1954), Tailback: (1955 Draft - 18th Rd. - Detroit), Winnipeg Blue Bombers (CFL) 1955.

Overstreet, Will (2001), Defensive End: (2002 Draft - 3rd Rd.), Atlanta Falcons (NFL) 2002-03.

**\*Palardy, Michael (2013), Placekicker/Punter: (2014 Free Agent), Oakland Raiders (NFL) 2014 (Practice Squad); St. Louis Rams (NFL) 2015; Toronto Argonauts (CFL) 2015-16; Carolina Panthers (NFL) 2016; Baltimore Ravens (NFL) 2016; Indianapolis Colts (NFL) 2016; Cleveland Browns (NFL) 2016 (Practice Squad); Atlanta Falcons (NFL) 2016 (Practice Squad); Carolina Panthers (NFL) 2016-Present.**

Parker, Eric (2001) Wide Receiver: (2002 Free Agent), San Diego Chargers (NFL) 2002-07.

Parker, Jason (1996), Defensive Back: (1997 Free Agent), Rhein Fire (EU) 1997-1999.

**\*Patterson, Cordarrelle (2012), Wide Receiver: (2013 Draft - 1st Rd.) Minnesota Vikings (NFL) 2013-16; Oakland Raiders (NFL) 2017; New England Patriots (NFL) 2018-Present.**

Peoples, Carlton (1982), Defensive Back: (1983 Free Agent), Memphis Showboats (USFL) 1984; Chicago Blitz (USFL) 1984.

Petrella, Bob (1965), Defensive Back: (1966 Draft - 12th Rd. - Minnesota (NFL)/8th Rd. - Miami (AFL), Miami Dolphins (AFL) 1966-69 (NFL) 1970-71.

Pickens, Carl (1991), Wide Receiver: (1992 Draft - 2nd Rd.), Cincinnati Bengals (NFL) 1992-99; Tennessee Titans (NFL) 2000.

Polosky, Gordon (1951), Fullback: (1952 Draft - 5th Rd. - Los Angeles Rams), Chicago Cardinals (NFL) 1952-54.

Poole, Steve (1975), Linebacker: New York Jets (NFL) 1976.

Poole, Tauren (2011), Running Back: (Free Agent) Carolina Panthers (NFL) 2012, 2013 (Practice Squad), 2014; Pittsburgh Steelers (NFL) 2013 (Practice Squad); Indianapolis Colts (NFL) 2013 (Practice Squad); New Orleans Saints (NFL) 2014 Practice Squad; Baltimore Ravens (NFL) 2015.

Price, Peerless (1998), Wide Receiver: (1999 Draft - 2nd Rd.), Buffalo Bills (NFL) 1999-2002; Atlanta Falcons (NFL) 2003-04; Dallas Cowboys (NFL) 2005; Buffalo Bills (NFL) 2006-07.



- Puki, Craig (1979), Linebacker: (1980 Draft - 3rd Rd.), San Francisco 49ers (NFL) 1980-81; St. Louis Cardinals (NFL) 1982, 1983 (Injured Reserve).
- Randolph, Brian (2015), Defensive Back: (2016 Free Agent), Los Angeles Rams (NFL) 2016.
- Ratliffe, Leslie (1995), Offensive Tackle: (1996 Draft - 7th Rd. - Denver Broncos), Scottish Claymores (WL) 1997; Rhein Fire (EU) 1997-98; Calgary Stampedo (CFL) 2000.
- Rayburn, Virgil (1932), End: Brooklyn Dodgers (NFL) 1933.
- Rechichar, Bert (1951), Back: (1952 Draft - 1st Rd.), Cleveland Browns (NFL) 1952; Baltimore Colts (NFL) 1953-59; Pittsburgh Steelers (NFL) 1960; New York Jets (AFL) 1961.
- Reese, Lloyd (1941), Fullback: Chicago Bears (NFL) 1946; Detroit Lions (NFL) 1947.
- \*Reeves-Maybin, Jalen (2016), Linebacker: (2017 Draft - 4th Rd.), Detroit Lions (NFL) 2017-Present.**
- Revezl, Fuad (1984), Placekicker: (1985 Draft - 7th Rd.), Miami Dolphins (NFL) 1985-89; Minnesota Vikings (NFL) 1990-95.
- Reynolds, Art (1973), Linebacker: Charlotte Hornets (WFL) 1974.
- Reynolds, Jack (1969), Linebacker: (1970 Draft - 1st Rd.), Los Angeles Rams (NFL) 1970-80; San Francisco 49ers (NFL) 1981-1984.
- Richardson, Antonio (2013), Offensive Line: (2014 Free Agent), Minnesota Vikings (NFL) 2014.
- Riggs, Jr., Gerald (2005), Running Back: (2006 Free Agent), Rhein Fire (EU) 2007; Toronto Argonauts (CFL) 2012.
- Rivera, Mychal (2012), Tight End: (2013 Draft - 5th Rd.) Oakland Raiders (NFL) 2013-16; Jacksonville Jaguars (NFL) 2017.
- Ritzmann, Constantin (2003), Defensive End: (2004 Free Agent), Buffalo Bills (NFL) 2004; Atlanta Falcons (NFL) 2005; Berlin Thunder (EU) 2007.
- Robinson, Larry (1973), Basketball: (1973 Free Agent), Back: Dallas Cowboys (NFL) 1973.
- Rose, Roy (1935), End: (1936 Draft - 4th Rd.), New York Giants (NFL) 1936.
- Rotella, Jamie (1972), Linebacker: (1973 Draft - 3rd Rd. - Baltimore), Hamilton Tiger-Cats (CFL) 1973-74.
- Rudder, Bill (1973), Fullback: (1974 Draft - 3rd Rd. - San Diego), Chicago Fire (WFL) 1973; Birmingham Vulcans (WFL) 1975.
- Russas, Al (1948), End: (1949 Draft - 10th Rd. - Buffalo (AFL)/13th Rd. - Detroit (NFL), Detroit Lions (NFL) 1949.
- Ryan, Pat (1977), Quarterback: (1978 Draft - 11th Rd.), New York Jets (NFL) 1978-89; Philadelphia Eagles (NFL) 1991.
- Sanderson, Dale (1983), Center: (1985 CFL Draft - 4th Rd.) Hamilton Tiger-Cats (CFL) 1985-97.
- Schaffer, Joe (1959), Tackle: (1960 Draft), Buffalo Bills (AFL) 1960.
- Scott, Bobby (1970), Quarterback: (1971 Draft - 14th Rd.), New Orleans Saints (NFL) 1971-72 (Taxi Squad) 1973-82; New Jersey Generals (USFL) 1983; Chicago Blitz (USFL) 1983.
- \*Scott, Chris (2009), Offensive Tackle: (2010 Draft - 5th Rd.), Pittsburgh Steelers (NFL) 2010-2011; Green Bay Packers (NFL) 2012; Tampa Bay Buccaneers (NFL) 2012; Buffalo Bills (NFL) 2012; Carolina Panthers (NFL) 2013-2017; New York Giants (NFL) 2018-Present.**
- Sears, Arron (2006), Offensive Tackle: (2007 Draft - 2nd Rd.), Tampa Bay Buccaneers (NFL) 2007-09.
- Sekanovich, Dan (1953), End: Montreal Alouettes (CFL) 1955; Ottawa Rough Riders (CFL) 1956.
- Shaw, Jarrod (2010), Offensive Line: (2011 Free Agent), Cleveland Browns (NFL) 2011-13; Oakland Raiders (NFL) 2014.
- Shaw, Robert (1978), Center: (1979 Draft - 1st Rd.), Dallas Cowboys (NFL) 1979-82.
- Sherrod, Bud (1950), End: (1951 Draft - 17th Rd.), New York Giants (NFL) 1952.
- Shields, Lebron (1959), Tackle: (1959 Draft - 22nd Rd. - Detroit (NFL)/1960 Expansion Draft - Denver (AFL)/1961 Expansion Draft - Minnesota (NFL), Baltimore Colts (NFL) 1960; Minnesota Vikings (NFL) 1961; Toronto Argonauts (CFL) 1962.
- Shires, Marshall (Abe) (1940), Tackle: (1941 Draft - 2nd Rd. - Cleveland Browns); Philadelphia Eagles (NFL) 1945.
- Shuler, Heath (1993), Quarterback: (1994 Draft - 1st Rd.), Washington Redskins (NFL) 1994-96; New Orleans Saints (NFL) 1997-98.
- Silvan, Nilo (1995), Wide Receiver: (1996 Draft - 6th Rd.), Tampa Bay Buccaneers (NFL) 1996-97.
- Simmons, Tony (1984), Defensive Tackle: (1985 Draft - 12th Rd.), San Diego Chargers (NFL) 1985-87; British Columbia Lions (CFL) 1990; Saskatchewan Roughriders (CFL) 1991.
- Simms, Matt (2011), Quarterback: (2012 Free Agent), New York Jets (NFL) 2013-14; Atlanta Falcons (NFL) 2015-2017.
- Simonetti, Len (1941), Tackle: Cleveland Browns (AAC) 1946-48.
- Simons, Kevin (1988), Offensive Lineman: (1989 Free Agent), Cincinnati Bengals (NFL) 1989; New York/New Jersey Knights (WL) 1991.
- Simonton, Claud (1971), End: Jacksonville Sharks (WFL) 1974; Chicago Winds (WFL) 1975; Philadelphia Bell (WFL) 1975.
- Simpson, Hubert (1978), Running Back: (1979 Draft - 10th Rd. - Cincinnati), Toronto Argonauts (CFL) 1981.
- Sims, Tommy (1985), Defensive Back: (1986 Draft - 7th Rd.), Indianapolis Colts (NFL) 1986.
- Singer, Curt (1983), Offensive Lineman: (1984 Draft - 6th Rd.), Washington Redskins (NFL) 1984; Seattle Seahawks (NFL) 1986-88; New York Jets (NFL) 1989.
- Slater, Walter (1946), Back: (1946 Draft - 3rd Rd. - Philadelphia/1947 Draft 13th Rd. - San Francisco (AAFC)), Pittsburgh Steelers (NFL) 1947.
- Smith, Carl (1958), Fullback: (1959 Draft - 9th Rd. - Detroit), Buffalo Bills (AFL) 1960.
- Smith, Chuck (1991), Defensive End: (1992 Draft - 2nd Rd.), Atlanta Falcons (NFL) 1992-99; Carolina Panthers (NFL) 2000-01.
- Smith, Daryle (1986), Offensive Lineman: (1987 Free Agent), Dallas Cowboys (NFL) 1987-88; Cleveland Browns (NFL) 1989; Philadelphia Eagles (NFL) 1990-92; Toronto Argonauts (CFL) 1993; Sacramento (CFL) 1994; San Antonio Texans (CFL) 1995; Winnipeg Blue Bombers (CFL) 1996.
- Smith, Jacques (2013), Linebacker: (2014 Free Agent), Atlanta Falcons (NFL) 2014 (Practice Squad); BC Lions (CFL) 2016.
- Smith, Jeff (1995), Offensive Guard: (1996 Draft - 7th Rd. - Kansas City), Scottish Claymores (WL) 1997; Kansas City Chiefs (NFL) 1996-99; Jacksonville Jaguars (NFL) 2000-01; Pittsburgh Steelers (NFL) 2002.
- \*Smith, Josh (2018), Wide Receiver: (2018 Free Agent), New Orleans Saints (NFL) 2018-Present.**
- Smith, Rob (2005), Offensive Guard: (2006 Free Agent), Cleveland Browns (NFL) 2006-2007.
- Smith, Roy (1950), Tackle: Ottawa Roughriders (CFL) 1953-54.
- Spiva, Andy (1976), Linebacker: (1977 Draft - 5th Rd. - St. Louis), Atlanta Falcons (NFL) 1977-78.
- Spradlin, Danny (1980), Linebacker: (1981 Draft - 5th Rd.), Dallas Cowboys (NFL) 1981-82; Tampa Bay Buccaneers (NFL) 1983-84; St. Louis Cardinals (NFL) 1985.
- Stallworth, Donte' (2001), Wide Receiver: (2002 Draft - 1st Rd.), New Orleans Saints (NFL) 2002-05; Philadelphia Eagles (NFL) 2006; New England Patriots (NFL) 2007, 2012; Cleveland Browns (NFL) 2008; Baltimore Ravens (NFL) 2010; Washington Redskins (NFL) 2011, 2013.
- Stanback, Haskel (1973), Tailback: (1974 Draft - 5th Rd. - Cincinnati), Atlanta Falcons (NFL) 1974-79.
- Stephens, Travis (2001), Running Back: (2002 Draft - 4th Rd.), Tampa Bay Buccaneers (NFL) 2002-03; Houston Texans (NFL) 2003; Amsterdam Admirals (EU) 2004.
- Stevenson, Dominique (2001), Linebacker: (2002 Draft - 7th Rd.), Buffalo Bills (NFL) 2002-03; Washington Redskins (NFL) 2004.
- Stewart, James (1994), Running Back: (1995 Draft - 1st Rd.), Jacksonville Jaguars (NFL) 1995-99; Detroit Lions (NFL) 2000-03.
- Still, Eric (1989), Offensive Tackle: (1990 Draft - 4th Rd. - Houston), Frankfurt (Germany) Galaxy (WL) 1991-92.
- \*Stocker, Luke (2010), Tight End: (2011 Draft - 4th Rd.), Tampa Bay Buccaneers (NFL) 2011-2017; Tennessee Titans (NFL) 2018-Present.**
- \*Stone, James (2013), Offensive Line: (2014 Free Agent), Atlanta Falcons (NFL) 2014-15; Tampa Bay Buccaneers (NFL) 2017; Oakland Raiders (NFL) 2017-Present.**
- Stowell, Mike (1992), Offensive Guard: (1994 Free Agent), Shreveport Pirates (CFL) 1994-95.
- Stratton, Mike (1961), Linebacker: (1962 Draft - 13th Rd.), Buffalo Bills (AFL) 1962-69 (NFL) 1970-73; San Diego Chargers (NFL) 1973.
- Streater, Jimmy (1979), Quarterback: (1980 Free Agent), Toronto Argonauts (CFL) 1980-81.
- Stroud, Jack (1950), Tackle: (1951 Draft - 5th Rd.), New York Giants (NFL) 1953-64.

Studaway, Mark (1983), Tackle: (1984 Draft - 4th Rd.), Houston Oilers (NFL) 1984; Tampa Bay Buccaneers (NFL) 1985.

Suffridge, Bob (1940), Guard: (1941 Draft - 6th Rd. - Pittsburgh), Philadelphia Eagles (NFL) 1941-45.

**\*Sutton, Cameron (2016), Cornerback: (2017 Draft - 3rd Rd.), Pittsburgh Steelers (NFL) 2017-Present.**

Swanson, Eric (1985), Wide Receiver: (1986 Draft - 7th Rd.), St. Louis Cardinals (NFL) 1986.

Talley, Ben (1994) Defensive End: (1995 Draft - 4th Rd.), New York Giants (NFL) 1995-97; Atlanta Falcons (NFL) 1998-1999.

Tarrant, James (1942), Back: Miami Seahawks (AAC) 1946.

Teague, Trey (1997) Center: (1998 Draft - 7th Rd.) Denver Broncos (NFL) 1998-2001; Buffalo Bills 2002-05; New York Jets (NFL) 2006.

Terry, Corey (1998) Defensive End: (1999 Draft - 7th Rd. - Indianapolis) Jacksonville Jaguars (NFL) 1999-2000.

Thayer, Harry (1930), Guard: Portsmouth Spartans (NFL) 1933.

Thomas, Dallas (2012), Offensive Line: (2013 Draft - 3rd Rd.) Miami Dolphins (NFL) 2013-16; Philadelphia Eagles (NFL) 2017.

Thomas, Dave (1993), Defensive Back: (1993 Draft - 7th Rd.), Dallas Cowboys (NFL) 1993-94; Jacksonville Jaguars (NFL) 1995-99; New York Giants 2000-01.

Thompson, Raynoch (1999), Linebacker: (2000 Draft - 2nd Rd.), Arizona Cardinals (NFL) 2000-04; Green Bay Packers (NFL) 2005.

Toeania, Albert (2005), Offensive Tackle: (2006 Free Agent), Rhein Fire (EU) 2007.

Toles, Alvin (1984), Linebacker: (1985 Draft - 1st Rd.), New Orleans Saints (NFL) 1985-89.

Townsend, Ricky (1974), Place Kicker: (1975 Draft - 13th Rd. - New York Giants), Memphis Southmen (WFL) 1975.

Tracy, Tom (1954), Back: (1956 Draft - 5th Rd. - Detroit), Ottawa Rough Riders (CFL) 1955-56; Detroit Lions (NFL) 1956-57; Pittsburgh Steelers (NFL) 1958-63; Washington Redskins (NFL) 1963-64.

Tucker, Josh (1999), Offensive Tackle: (2001 Free Agent), Frankfurt Galaxy (EU) 2001.

Turnbow, Jesse (1977), Defensive Tackle: (1978 Draft - 8th Rd.), Cleveland Browns (NFL) 1978.

Valbuena, Gary (1973), Quarterback: (1974 Draft - 10th Rd. - Miami), Southern California Sun (WFL) 1974; San Antonio Wings (WFL) 1975; Miami Dolphins (NFL) 1976 (Taxi Squad).

Vaughan, Charles (1934), Back: Detroit Lions (NFL) 1935; Chicago Cardinals (NFL) 1936.

Veal, Demetris (2002), Defensive End: (2003 Draft - 7th Rd.), Atlanta Falcons (NFL) 2003; Denver Broncos (NFL) 2004-2006, Tennessee Titans (NFL) 2007.

Vereen, Corey (2016), Defensive Lineman: (2017 Free Agent), New England Patriots (NFL) 2017.

Vereen, Daryl (2011), Linebacker: Montreal Alouettes (CFL) 2012 (Practice Squad).

**\*Vickers, Kendal (2018), Defensive Lineman: (2018 Free Agent), Pittsburgh Steelers (NFL) 2018-Present.**

Wade, Jonathan (2006), Defensive Back: (2007 Draft - 3rd Rd.), St. Louis Rams (NFL) 2007-09; Detroit Lions (NFL) 2010; Cincinnati Bengals (NFL) 2010; Miami Dolphins (NFL) 2011; Sacramento Mountain Lions (UFL) 2012.

Walker, Darwin (1999), Defensive Tackle: (2000 Draft - 3rd Rd.), Philadelphia Eagles (NFL) 2000-06; Buffalo Bills (NFL) 2007; Chicago Bears (NFL) 2007; Carolina Panthers (NFL) 2008-09.

Walker, Shon (1991), Linebacker: Toronto Argonauts (CFL) 1992.

Wampler, Chris (1982), Defensive Tackle: (1983 Free Agent), Jacksonville Bulls (USFL) 1984-85.

Wantland, Hal (1965), Back: (1966 Draft - 16th Rd. - Washington), Miami Dolphins (AFL) 1966.

Warren, Buist (1940), Back: Philadelphia Eagles (NFL) 1945.

Warren, Dewey (1967), Quarterback: (1968 Draft - 6th Rd.), Cincinnati Bengals (AFL) 1968.

Warren, John (1982), Punter: (1983 Free Agent), Dallas Cowboys (NFL) 1983-84.

Washington, Kelley (2002), Wide Receiver: (2003 Draft - 3rd Rd.), Cincinnati Bengals (NFL) 2003-06; New England Patriots (NFL) 2007-08; Baltimore Ravens (NFL) 2009; San Diego Chargers 2010-11.

Watson, Brent (1977), Offensive Guard: (1978 Draft - 10th Rd. - Cleveland), Montreal Alouettes (CFL) 1978.

Weary, Fred (2001), Offensive Guard: (2002 Draft - 3rd Rd.), Houston Texans (NFL) 2002-07.

Weatherford, Jim (1968), Defensive Back: (1969 Draft - 15th Rd.), Atlanta Falcons (NFL) 1969.

Weaver, Herman (1969), Punter: (1970 Draft - 9th Rd.), Detroit Lions (NFL) 1970-76; Seattle Seahawks (NFL) 1977-80; Michigan Panthers (USFL) 1983.

Webb, Chuck (1990), Running Back: (1991 Draft - 3rd Rd.), Green Bay Packers (NFL) 1991.

Wells, Scott (2003), Center: (2004 NFL Draft - 7th Rd.), Green Bay Packers (NFL) 2004-11; St. Louis Rams (NFL) 2012-14.

West, Hodges (Burr) (1940), Tackle: Philadelphia Eagles (NFL) 1941.

Westmoreland, Eric (2001), Linebacker: (2001 Draft - 3rd Rd.), Jacksonville Jaguars (NFL) 2001-05; Cleveland Browns (NFL) 2004-06.

White, Brad (1980), Defensive Tackle: (1981 Draft - 12th Rd.), Tampa Bay Buccaneers (NFL) 1981-83; Indianapolis Colts (NFL) 1984-85.

White, Reggie (1983), Defensive Tackle: (1984 Draft Supplemental - 1st Rd.), Memphis Showboats (USFL) 1984-85; Philadelphia Eagles (NFL) 1985-1992; Green Bay Packers (NFL) 1993-98.

White, Steve (1995), Defensive End: (1996 Draft - 6th Rd. - Philadelphia), Tampa Bay Buccaneers (NFL) 1996-2001; New York Jets (NFL) 2002.

Whiteside, Keyon (2002), Linebacker: (2003 Draft - 5th Rd.), Indianapolis Colts (NFL) 2003-05.

Widby, Ron (1966), Punter: (1968 Free Agent), Dallas Cowboys (NFL) 1968-71; Green Bay Packers (NFL) 1972-74.

Wilkinson, Bruce (1986), Offensive Lineman: (1987 Draft - 2nd Rd.), Los Angeles Raiders (NFL) 1987-1994; Jacksonville Jaguars (NFL) 1995; Green Bay Packers (NFL) 1996-97; Oakland Raiders (NFL) 1998.

Williams, Billy (1994), Wide Receiver: (1997 Free Agent), Frankfurt Galaxy (EU) 1997; Saskatchewan Roughriders (CFL) 1997.

Williams, Dan (2009), Defensive Tackle: (2010 Draft - 1st Rd.), Arizona Cardinals (NFL) 2010-14; Oakland Raiders (NFL) 2015-16.

**\*Williams, Jordan (2014), Defensive Line: (2015 Free Agent), New York Jets (NFL) 2015 (Practice Squad); Miami Dolphins (NFL) 2015; New York Giants (NFL) 2016-Present.**

Willingham, DeAngelo (2008), Defensive Back: (2009 Free Agent), Tampa Bay Buccaneers and Dallas Cowboys (NFL) Preseason 2009; New England Patriots (NFL) Preseason 2010.

Wilson, Al (1998), Linebacker: (1999 Draft - 1st Rd.), Denver Broncos (NFL) 1999-2006.

Wilson, Cedrick (2000), Wide Receiver: (2001 Draft - 6th Rd.), San Francisco 49ers (NFL) 2001-04; Pittsburgh Steelers (NFL) 2005-07.

Wilson, Darryl (1982), Wide Receiver: (1983 Draft - 2nd Rd.), New England Patriots (NFL) 1983-84.

Wilson, Gibril (2004), Defensive Back: (2004 Draft - 5th Rd.), New York Giants (NFL) 2004-2007; Oakland Raiders (NFL) 2008; Miami Dolphins (NFL) 2009; Cincinnati Bengals (NFL) 2010-2011.

Wilson, James (1993) Defensive End: (1994 Free Agent), Detroit Lions (NFL) 1994-96; Rhein Fire (EU) 1997-Present.

Witten, Jason (2002), Tight End: (2003 Draft - 3rd Rd.), Dallas Cowboys (NFL) 2003-2017.

**\*Wolf, Ethan (2018), Tight End: (2018 Free Agent), Tennessee Titans (NFL) 2018-Present.**

Woods, Thomas (1989), Wide Receiver: (1990 Draft - 8th Rd. - Miami), Barcelona (Spain) Dragons (WFL) 1991-92.

Worley, Justin (2014), Quarterback: (2015 Free Agent), Chicago Bears (NFL) 2015.

Wyche, Bubba (1968), Quarterback: Saskatchewan Rough Riders (CFL) 1969, 1971-72; Detroit Wheel (WFL) 1974; Shreveport Steamers (WFL) 1975.

Yatkowski, Paul (1993), Defensive Tackle: (1994 Free Agent - New York Jets), Ottawa Rough Riders (CFL) 1994-96; British Columbia Lions (CFL) 1997.

Young, Eric (2008), Offensive Tackle: (2009 Free Agent), St. Louis Rams (NFL) 2009; San Diego Chargers (NFL) 2010 (Practice Squad).

Zander, Carl (1984), Linebacker: (1985 Draft - 2nd Rd.), Cincinnati Bengals (NFL) 1985-91.



## VOLS IN THE SUPER BOWL

Pos	Name	Year of Super Bowl & Team
TE	<b>Bill Anderson</b>	<b>1967 Packers</b>
DB	Richmond Flowers	1971 Cowboys
LB	Steve Kiner	1971 Cowboys
P	<b>Ron Widby</b>	<b>1971 &amp; 72 Cowboys</b>
DB	Bob Petrella	1972 Dolphins
P	Neil Clabo	1977 Vikings
P	<b>Craig Colquitt</b>	<b>1979 &amp; 80 Steelers</b>
DB	Eddie Brown	1980 Rams
LB	<b>Jack Reynolds</b>	<b>1980 Rams, 1982 &amp; 85 49ers</b>
OT	<b>Mickey Marvin</b>	<b>1981 &amp; 84 Raiders</b>
LB	<b>Craig Puki</b>	<b>1982 49ers</b>
WR	<b>Willie Gault</b>	<b>1986 Bears</b>
DE	Brian Ingram	1986 Patriots
DB	Roland James	1986 Patriots
WR	Stanley Morgan	1986 Patriots
OG	<b>Raleigh McKenzie</b>	<b>1988 &amp; 92 Redskins</b>
OG	David Douglas	1989 Bengals
WR	Tim McGee	1989 Bengals
LB	Carl Zander	1989 Bengals
LB	<b>Keith DeLong</b>	<b>1990 49ers</b>
WR	<b>Alvin Harper</b>	<b>1993 &amp; 94 Cowboys</b>
DB	<b>Bill Bates</b>	<b>1993, 94 &amp; 96 Cowboys</b>
DE	Chris Mims	1995 Chargers
WR	<b>Cory Fleming</b>	<b>1996 Cowboys</b>
DT	<b>Reggie White</b>	<b>1997 &amp; 98 Packers</b>
OT	<b>Bruce Wilkerson</b>	<b>1997 &amp; 1998 Packers</b>
RB	Aaron Hayden	1998 Packers
WR	<b>Marcus Nash</b>	<b>1999 Broncos, 2001 Ravens</b>
LB	Chuck Smith	1999 Falcons
LB	Ben Talley	1999 Falcons
C	<b>Trey Teague</b>	<b>1999 Broncos</b>
WR	Joey Kent	2000 Titans
OT	Jason Layman	2000 Titans
LB	<b>Leonard Little</b>	<b>2000 &amp; 02 Rams</b>
RB	<b>Jamal Lewis</b>	<b>2001 Ravens</b>
DB	Dave Thomas	2001 Giants
OG	<b>Cosey Coleman</b>	<b>2003 Buccaneers</b>
RB	Charlie Garner	2003 Raiders
RB	<b>Travis Stephens</b>	<b>2003 Buccaneers</b>
DT	Shane Burton	2004 Panthers
DB	Deon Grant	2004 Panthers
DT	Darwin Walker	2005 Eagles
WR	<b>Cedrick Wilson</b>	<b>2006 Steelers</b>
QB	<b>Peyton Manning</b>	<b>2007 &amp; 10 Colts, 2014 &amp; 16 Broncos</b>
DB	<b>Gibril Wilson</b>	<b>2008 Giants</b>
DT	Rashad Moore	2008 Patriots
WR	Donte' Stallworth	2008 Patriots
WR	Kelley Washington	2008 Patriots
DB	<b>Jabari Greer</b>	<b>2010 Saints</b>
WR	<b>Robert Meachem</b>	<b>2010 Saints</b>
LB	<b>Marvin Mitchell</b>	<b>2010 Saints</b>
OT	<b>Chad Clifton</b>	<b>2011 Packers</b>
DT	<b>Justin Harrell</b>	<b>2011 Packers</b>
C	<b>Scott Wells</b>	<b>2011 Packers</b>
OG	Ramon Foster	2011 Steelers
OT	Chris Scott	2011 Steelers, 2016 Panthers
DB	<b>Deon Grant</b>	<b>2012 Giants</b>
DL	Shaun Ellis	2012 Patriots
LB	<b>Jerod Mayo</b>	<b>2012 &amp; 15 Patriots</b>
LS	<b>Morgan Cox</b>	<b>2013 Ravens</b>
DL	Parys Haralson	2013 49ers
DL	Robert Ayers	2014 Broncos
P	<b>Britton Colquitt</b>	<b>2014 &amp; 16 Broncos</b>
DL	<b>Malik Jackson</b>	<b>2014 &amp; 16 Broncos</b>
DL	<b>Tony McDaniel</b>	<b>2014 &amp; 15 Seahawks</b>
DB	<b>Justin Coleman</b>	<b>2017 Patriots</b>
QB	Matt Simms	2017 Falcons
DE	<b>Derek Barnett</b>	<b>2018 Eagles</b>

## VOLS IN THE PRO BOWL

Name	Pos	Total	Team (Season Selected)
Bill Anderson	TE	2	Washington (1960, 1961)
Doug Atkins	DL	8	Chicago (1958, 1959*, 1960, 1961, 1962, 1963, 1964, 1966)
Bill Bates	DB	1	Dallas (1985)
Eric Berry	DB	5	Kansas City (2011, 2013, 2014, 2015, 2016)
Dale Carter	DB	4	Kansas City (1995, 1996, 1997, 1998)
Chad Clifton	OL	2	Green Bay (2008, 2011)
Mike Cofer	P	1	Detroit (1989)
Dustin Colquitt	P	2	Kansas City (2013, 2016)
Steve DeLong	DL	1	San Diego (1970)
Shaun Ellis	DL	1	New York Jets (2004)
Arian Foster	RB	4	Houston (2011, 2012, 2013, 2015)
Charlie Garner	RB	1	San Francisco (2001)
John Gordy	OL	3	Detroit (1964, 1965, 1966)
Albert Haynesworth	DL	2	Tennessee (2008, 2009)
John Henderson	DL	2	Jacksonville (2005, 2007)
Travis Henry	RB	1	Buffalo (2003)
Dick Huffman	OL	1	Los Angeles Rams (1951)
Malik Jackson	DL	1	Jacksonville (2018)
Bob Johnson	OL	1	Cincinnati (1969)
Alvin Kamara	RB	1	New Orleans (2018)
Jamal Lewis	RB	1	Baltimore Ravens (2004)
Paul Lipscomb	DL	4	Washington Redskins (1951, 1952, 1953, 1954)
Leonard Little	DL	1	St. Louis Rams (2004)
Mike Lucci	LB	1	Detroit (1972)
Peyton Manning	QB	14	Indianapolis (2000, 2002, 2003, 2004, 2005*, 2006, 2007, 2008, 2009, 2010, 2011); Denver (2013, 2014, 2015)
Jerod Mayo	LB	2	New England (2011, 2013)
Darris McCord	DL	1	Detroit (1958)
Terry McDaniel	DB	5	Los Angeles Raiders (1993, 1994, 1995, 1996, 1997)
Anthony Miller	WR	5	San Diego (1990, 1991, 1993, 1994); Denver (1996)
Stanley Morgan	WR	4	New England (1980, 1981, 1987, 1988)
Paul Naumoff	LB	1	Detroit (1971)
Cordarrelle Patterson	KR	2	Minnesota (2014, 2016)
Carl Pickens	WR	2	Cincinnati (1996, 1997)
Bert Rechichar	DB	3	Baltimore Colts (1956, 1957*, 1958)
Jack Reynolds	LB	2	Los Angeles Rams (1976, 1981)
Mike Stratton	LB	6	Buffalo (1964, 1965, 1966, 1967, 1968, 1969)
Jack Stroud	OL	3	New York Giants (1956, 1958, 1961)
Tom Tracy	RB	2	Pittsburgh (1959, 1961)
Scott Wells	C	1	Green Bay (2012)
Reggie White	DL	13	Philadelphia (1987*, 1988, 1989, 1990, 1991, 1992, 1993) Green Bay (1994, 1995, 1996, 1997, 1998, 1999)
Al Wilson	LB	4	Denver (2003, 2004, 2006, 2007)
Jason Witten	TE	11	Dallas (2005, 2006, 2007, 2008, 2009, 2010, 2012, 2013, 2014, 2015, 2018)

\* Game MVP



# YEAR-BY-YEAR RECORDS

## ■ PRE-CONFERENCE YEARS (1891-95)

Year	Record	Coach	Captain
1891	0-1-0	None	H.K. Denlinger
1892	2-5-0	None	Charles Moore
1893	2-4-0	None	H.A. Ijams

\*Tennessee did not field a team from 1894-95.

## ■ SOUTHERN INTERCOLLEGIATE ATHLETIC ASSOCIATION (1896-1920)

Year	Record	Coach	Captain
1896	4-0-0	None	Strang Nicklin
1897	4-1-0	None	James A. Baird
1898	<i>No team -- Spanish American War</i>		
1899	6-2-0	J.A. Pierce	William L. Terry
1900	3-2-1	J.A. Pierce	Bill Newman
1901	3-3-2	George Kelley	C.E. Holopeter
1902	6-2-0	H.F. Fisher	Nash Buckingham
1903	4-5-0	H.F. Fisher	T.B. Green
1904	3-5-1	S.D. Crawford	Roscoe Word
1905	3-5-1	J.D. DePree	Roscoe Word
1906	1-6-2	J.D. DePree	Roscoe Word/E.D. Proctor
1907	7-2-1	George Levene	Roscoe Word
1908	7-2-0	George Levene	Walker Leach
1909	1-6-2	George Levene	Nathan Dougherty
1910	3-5-1	Alex Stone	W.C. Johnson
1911	3-4-2	Z.G. Clevenger	H.C. Branch

1912	4-4-0	Z.G. Clevenger	C.H. Fonde
1913	6-3-0	Z.G. Clevenger	Sam Hayley
<b>1914</b>	<b>9-0-0</b>	<b>Z.G. Clevenger</b>	<b>Farmer Kelly</b>
1915	4-4-0	Z.G. Clevenger	E.A. McLean
1916	8-0-1	John R. Bender	J.G. Vowell
1917	No team -- World War I		
1918	No team -- World War I		
1919	3-3-3	John R. Bender	W.D. Lowe
1920	7-2-0	John R. Bender	Buck Hatcher

**Bold** indicates SIAA Champions

## ■ SOUTHERN CONFERENCE (1921-32)

Year	Record	Coach	Captain
1921	6-2-1	M.B. Banks	Hal Blair
1922	8-2-0	M.B. Banks	Roy Striegel
1923	5-4-1	M.B. Banks	Tarzan Holt
1924	3-5-0	M.B. Banks	J.G. Lowe
1925	5-2-1	M.B. Banks	J.G. Lowe
1926	8-1-0	Gen. Robert R. Neyland	Billy Harkness
<b>1927</b>	<b>8-0-1</b>	<b>Gen. Robert R. Neyland</b>	<b>John Barnhill</b>
1928	9-0-1	Gen. Robert R. Neyland	Roy Witt
1929	9-0-1	Gen. Robert R. Neyland	Howard Johnson
1930	9-1-0	Gen. Robert R. Neyland	Harry Thayer
1931	9-0-0	Gen. Robert R. Neyland	Eugene Mayer
<b>1932</b>	<b>9-0-1</b>	<b>Gen. Robert R. Neyland</b>	<b>Malcolm Aitken</b>

**Bold** indicates Southern Conference Champions

## ■ SOUTHEASTERN CONFERENCE (1933-91)

Year	Overall	Conference	Finish	Coach	Captain
1933	7-3-0	5-2-0	4th	Gen. Robert R. Neyland	Talmadge Maples
1934	8-2-0	5-1-0	3rd	Gen. Robert R. Neyland	Ralph Hatley
1935	4-5-0	2-3-0	T-9th	W.H. Britton	Toby Palmer
1936	6-2-2	3-1-2	4th	Gen. Robert R. Neyland	DeWitt Weaver
1937	6-3-1	4-3-0	7th	Gen. Robert R. Neyland	Joe Black Hayes
<b>1938</b>	<b>11-0-0</b>	<b>7-0-0</b>	<b>1st</b>	<b>Gen. Robert R. Neyland</b>	<b>Bowden Wyatt</b>
<b>1939</b>	<b>10-1-0</b>	<b>6-0-0</b>	<b>T-1st</b>	<b>Gen. Robert R. Neyland</b>	<b>Sam Bartholomew</b>
<b>1940</b>	<b>10-1-0</b>	<b>5-0-0</b>	<b>1st</b>	<b>Gen. Robert R. Neyland</b>	<b>Norbert Ackermann</b>
1941	8-2-0	3-1-0	2nd	John Barnhill	Ray Graves
1942	9-1-1	4-1-0	T-2nd	John Barnhill	Al Hust
1943	No team -- World War II				
1944	7-1-1	5-0-1	2nd	John Barnhill	Bob Dobelstein
1945	8-1-0	3-1-0	2nd	John Barnhill	Billy Bevis
<b>1946</b>	<b>9-2-0</b>	<b>5-0-0</b>	<b>1st</b>	<b>Gen. Robert R. Neyland</b>	<b>Walter Slater</b>
1947	5-5-0	2-3-0	T-9th	Gen. Robert R. Neyland	Denver Crawford
1948	4-4-2	2-3-1	8th	Gen. Robert R. Neyland	Jim Powell
1949	7-2-1	4-1-1	3rd	Gen. Robert R. Neyland	Ralph Chancey/ Hal Littleford
1950	11-1-0	4-1-0	2nd	Gen. Robert R. Neyland	Jack Stroud
<b>1951</b>	<b>10-1-0</b>	<b>5-0-0</b>	<b>T-1st</b>	<b>Gen. Robert R. Neyland</b>	<b>Bert Rechichar</b>
1952	8-2-1	5-0-1	2nd	Gen. Robert R. Neyland	Jim Haslam
1953	6-4-1	3-2-1	7th	Harvey Robinson	Mack Franklin
1954	4-6-0	1-5-0	T-11th	Harvey Robinson	Darris McCord
1955	6-3-1	3-2-1	4th	Bowden Wyatt	Jim Beutel
<b>1956</b>	<b>10-1-0</b>	<b>6-0-0</b>	<b>1st</b>	<b>Bowden Wyatt</b>	<b>John Gordy</b>
1957	8-3-0	4-3-0	5th	Bowden Wyatt	Bill Anderson, Bill Johnson
1958	4-6-0	4-3-0	5th	Bowden Wyatt	Bobby Urbano
1959	5-4-1	3-4-1	8th	Bowden Wyatt	Joe Schaffer



<b>Year</b>	<b>Overall</b>	<b>Conference</b>	<b>Finish</b>	<b>Coach</b>	<b>Captain (s)</b>
1960	6-2-2	3-2-2	T-5th	Bowden Wyatt	Mike LaSorsa
1961	6-4-0	4-3-0	T-4th	Bowden Wyatt	Mike Lucci
1962	4-6-0	2-6-0	10th	Bowden Wyatt	Pat Augustine
1963	5-5-0	3-5-0	8th	Jim McDonald	Buddy Fisher
1964	4-5-1	1-5-1	10th	Doug Dickey	Steve DeLong
1965	8-1-2	3-1-2	T-3rd	Doug Dickey	Hal Wantland
1966	8-3-0	4-2-0	5th	Doug Dickey	Austin Denney, Paul Naumoff
<b>1967</b>	<b>9-2-0</b>	<b>6-0-0</b>	<b>1st</b>	<b>Doug Dickey</b>	<b>Bob Johnson</b>
1968	8-2-1	4-1-1	2nd	Doug Dickey	Dick Williams
<b>1969</b>	<b>9-2-0</b>	<b>5-1-0</b>	<b>1st</b>	<b>Doug Dickey</b>	<b>Bill Young</b>
1970	11-1-0	4-1-0	2nd	Bill Battle	Tim Priest
1971	10-2-0	4-2-0	T-4th	Bill Battle	Jackie Walker
1972	10-2-0	4-2-0	4th	Bill Battle	Jamie Rotella
1973	8-4-0	3-3-0	4th	Bill Battle	Eddie Brown
1974	7-3-2	2-3-1	T-7th	Bill Battle	Condredge Holloway, Jim Watts
1975	7-5-0	3-3-0	5th	Bill Battle	Ron McCartney
1976	6-5-0	2-4-0	8th	Bill Battle	Larry Seivers, Andy Spiva
1977	4-7-0	1-5-0	8th	Johnny Majors	Pert Jenkins, Greg Jones, Brent Watson
1978	5-5-1	3-3-0	T-4th	Johnny Majors	Robert Shaw, Dennis Wolfe
1979	7-5-0	3-3-0	T-5th	Johnny Majors	Roland James, Craig Puki, Jimmy Streater
1980	5-6-0	3-3-0	6th	Johnny Majors	Jim Noonan
1981	8-4-0	3-3-0	T-4th	Johnny Majors	James Berry, L. Holt Jeffers, Lee North
1982	6-5-1	3-2-1	5th	Johnny Majors	Mike L. Cofer
1983	9-3-0	4-2-0	T-3rd	Johnny Majors	Reggie White
1984	7-4-1	3-3-0	T-5th	Johnny Majors	Johnnie Jones, Carl Zander
<b>1985</b>	<b>9-1-2</b>	<b>5-1-0</b>	<b>1st</b>	<b>Johnny Majors</b>	<b>Tim McGee, Tommy Sims,</b> Chris White
1986	7-5-0	3-3-0	6th	Johnny Majors	Joey Clinkscales, Dale Jones, Bruce Wilkerson
1987	10-2-1	4-1-1	3rd	Johnny Majors	Harry Galbreath, Kelly Ziegler
1988	5-6-0	3-4-0	T-6th	Johnny Majors	Keith DeLong, Nate Middlebrooks
<b>1989</b>	<b>11-1-0</b>	<b>6-1-0</b>	<b>T-1st</b>	<b>Johnny Majors</b>	<b>Eric Still</b>
<b>1990</b>	<b>9-2-2</b>	<b>5-1-1</b>	<b>1st</b>	<b>Johnny Majors</b>	<b>Tony Thompson</b>
1991	9-3-0	5-2-0	3rd	Johnny Majors	Earnest Fields, John Fisher



**PHILLIP FULMER** and his teammates give head coach Bill Battle a victory ride following Tennessee's 14-13 Liberty Bowl victory against Arkansas in 1971.

## ■ SOUTHEASTERN CONFERENCE DIVISIONAL PLAY (1992-PRESENT)

Year	Overall	Conf.	Finish	SEC Championship	Coach	Captains
1992	9-3-0	5-3-0	3rd-East		J. Majors (5-3)/P. Fulmer (4-0)	Todd Kelly, J.J. McCleskey
1993	10-2-0	7-1-0	T-1st-East		Phillip Fulmer	Craig Faulkner, Cory Fleming, Horace Morris, James Wilson
1994	8-4-0	5-3-0	2nd-East		Phillip Fulmer	Kevin Mays, Ben Talley
1995	11-1-0	7-1-0	2nd-East		Phillip Fulmer	Scott Galyon, Jason Layman, Bubba Miller
1996*	10-2	7-1	2nd-East		Phillip Fulmer	Raymond Austin, Jay Graham
<b>1997</b>	<b>11-2</b>	<b>7-1</b>	<b>1st/1st-East</b>	<b>W, 30-29 vs. Auburn</b>	<b>Phillip Fulmer</b>	<b>Leonard Little, Peyton Manning</b>
<b>1998</b>	<b>13-0</b>	<b>8-0</b>	<b>1st/1st-East</b>	<b>W, 24-14 vs. Miss. St.</b>	<b>Phillip Fulmer</b>	<b>Shawn Bryson, Jeff Hall,</b>
1999	9-3	6-2	2nd-East		Phillip Fulmer	Mercedes Hamilton, Al Wilson Chad Clifton, Dwayne Goodrich, Tee Martin, Billy Ratliff, Spencer Riley, Darwin Walker
2000	8-4	5-3	T-2nd-East		Phillip Fulmer	David Leaverton, Eric Westmoreland, Cedrick Wilson
2001	11-2	7-1	2nd/1st-East	L, 21-30 vs. LSU	Phillip Fulmer	Will Bartholomew, John Henderson, Andrew Lott, Will Overstreet, Fred Weary
2002	8-5	5-3	3rd-East		Phillip Fulmer	Omari Hand, Eddie Moore, Will Ofenheule
2003	10-3	6-2	T-1st-East		Phillip Fulmer	Casey Clausen, Kevin Burnett, Michael Munoz, Rashad Baker, Scott Wells, Constantin Ritzmann
2004	10-3	7-1	2nd/1st-East	L, 28-38 vs. Auburn	Phillip Fulmer	Michael Munoz, Parys Haralson, Jason Respert, Tony Brown, Kevin Burnett, Jason Allen
2005	5-6	3-5	T-4th-East		Phillip Fulmer	Jason Allen, Rick Clausen, Cody Douglas, Parys Haralson, Jesse Mahelona, Rob Smith
2006	9-4	5-3	2nd-East		Phillip Fulmer	Justin Harrell, Turk McBride, Marvin Mitchell, Jayson Swain, Arron Sears
2007	10-4	6-2	2nd/1st-East	L, 14-21 vs. LSU	Phillip Fulmer	Game Captains
2008	5-7	3-5	5th-East		Phillip Fulmer	Robert Ayers, Eric Berry, Ramon Foster, Montario Hardesty, Lucas Taylor, Ellix Wilson
2009	7-6	4-4	T-2nd-East		Lane Kiffin	Eric Berry, Jonathan Crompton, Montario Hardesty, Nick Reveiz
2010	6-7	3-5	T-3rd East		Derek Dooley	Tauren Poole, Nick Reveiz, Luke Stocker
2011	5-7	1-7	6th East		Derek Dooley	Tauren Poole, Austin Johnson, Ben Martin
2012	5-7	1-7	6th East		Derek Dooley (4-7)/Jim Chaney (1-0)	Game Captains
2013	5-7	2-6	6th East		Butch Jones	Game Captains
2014	7-6	3-5	T-4th East		Butch Jones	Game Captains
2015	9-4	5-3	2nd East		Butch Jones	Game Captains
2016	9-4	4-4	T-2nd East		Butch Jones	Joshua Dobbs, Alvin Kamara, Jalen Reeves-Maybin, Cameron Sutton
2017	4-8	0-8	7th East		B. Jones (4-6)/Brady Hoke (0-2)	Game Captains

**All-time record: 829-375-53 SEC Record: 334-199-19**

\*In 1996 the NCAA established an overtime period, eliminating the tie as a possible outcome.

**Bold** indicates SEC Championship

## ▶ COACHING RECORDS

Coach	Years	Total Years	Record	Pct.
Student coached	1891-93, 1896-97	5	12-11-0	.522
J.A. Pierce	1899-1900	2	9-4-1	.654
George Kelley	1901	1	3-3-2	.500
H.F. Fisher	1902-03	2	10-7-0	.588
S.D. Crawford	1904	1	3-5-1	.389
J.D. DePree	1905-06	2	4-11-3	.305
George Levene	1907-09	3	15-10-3	.589
Andrew A. (Alex) Stone	1910	1	3-5-1	.389
Z.G. Clevenger	1911-15	5	26-15-2	.628
John R. Bender	1916-1920	3	18-5-4	.741
M.B. Banks	1921-25	5	27-15-3	.633
Robert R. Neyland	1926-34, 36-40, 46-52	21	173-31-12	.829
W.H. Britton	1935	1	4-5-0	.444
John Barnhill	1941-45	4	32-5-2	.846
Harvey Robinson	1953-54	2	10-10-1	.500
Bowden Wyatt	1955-62	8	49-29-4	.622
Jim McDonald	1963	1	5-5-0	.500
Doug Dickey	1964-69	6	46-15-4	.738
Bill Battle	1970-76	7	59-22-2	.723
Johnny Majors	1977-92	16	116-62-8	.645
Phillip Fulmer	1992-2008	17	152-52-0	.745
Lane Kiffin	2009	1	7-6	.538
Derek Dooley	2010-2012	3	15-21	.417
Jim Chaney	2012	1	1-0	1.000
Butch Jones	2013-2017	5	34-27	.557
Brady Hoke	2017	1	0-2	.000
		<b>121 years</b>	<b>833-383-53</b>	<b>.656</b>

# GAME-BY-GAME RESULTS

## ■ PRE-CONFERENCE YEARS

1891					0-1
Date	Opponent	Site	Result	Score	
Nov. 21	Sewanee	Chattanooga	L	0-24	

1892					2-5
Date	Opponent	Site	Result	Score	
Oct. 15	Maryville	Maryville	W	25-0	
Oct. 21	Vanderbilt	Nashville	L	4-22	
Oct. 24	Sewanee	Sewanee	L	0-54	
Nov. 2	Sewanee	Knoxville	L	0-10	
Nov. 12	Chattanooga A.C.	Chattanooga	W	16-6	
Nov. 17	Vanderbilt	Knoxville	L	0-12	
Nov. 24	Wake Forest	Knoxville	L	6-10	

**51-114**

1893					2-4
Date	Opponent	Site	Result	Score	
Oct. 21	Kentucky A&M	Knoxville	L	0-56	
Nov. 3	Wake Forest	Winston-Salem	L	0-64	
Nov. 4	Trinity	Durham	L	0-70	
Nov. 7	North Carolina	Chapel Hill	L	0-60	
Nov. 18	Maryville	Knoxville	W	32-0	
Nov. 30	Asheville Ath.	Knoxville	W	12-6	

**44-256**

### ▶ NO OFFICIAL TEAM:

In October 1894, the Athletic Association resolved to drop varsity football and look forward to baseball in the spring. After the humiliating 1893 season (two wins and four imposing defeats), only two athletes willing to admit they had played on the 1893 team returned to campus in 1894. To complicate matters further, the practice field, located just west of the main entrance to the Hill, was being graded and improved.

Soon after this decision, W.B. Stokely, a UT senior who transferred from Wake Forest, persuaded a group of students to form a team. Stokely, who was elected captain, gave encouragement and direction to the other players. Even though the institution chose not to be represented officially on the gridiron, Stokely and his unofficial team kept football interest alive during this period when almost certainly it otherwise would have been allowed to lapse completely.

These unofficial games, referred to as "The Lost Years" are not included in NCAA statistics or in official University of Tennessee won-lost records.

### 1894

Date	Opponent	Site	Result	Score
Nov. 3	Maryville	Knoxville	T	0-0
Nov. 10	Knoxville A.C.	Knoxville	T	8-8
Nov. 29	Knoxville YMCA	Knoxville	W	12-4
Dec. 7	Carson Newman	Jefferson City	W	18-0

### 1895

Date	Opponent	Site	Result	Score
Oct. 19	Knoxville YMCA	Knoxville	W	4-0
Nov. 2	Maryville	Knoxville	T	6-6
Nov. 4	Bingham School	Asheville	W	12-0
Nov. 14	Fort McPherson	Atlanta	L	0-28
Nov. 28	Saint Alban's	Bristol	L	0-38
Nov. 30	Tenn. Medical Unit	Knoxville	W	40-0

## ■ SOUTHERN INTERCOLLEGIATE ATHLETIC ASSOCIATION (1896-1920)

1896					4-0
Date	Opponent	Site	Result	Score	

Oct. 22	Williamsburg Inst.	Knoxville	W	10-6	
Oct. 24	Chattanooga A.C.	Chattanooga	W	4-0	
Nov. 14	Virginia Tech	Knoxville	W	6-4	
Nov. 26	Central University	Knoxville	W	30-0	


**50-10**

1897					4-1
Date	Opponent	Site	Result	Score	

Oct. 15	King	Knoxville	W	28-0	
Oct. 23	Williamsburg Inst.	Knoxville	W	6-0	
Nov. 8	North Carolina	Knoxville	L	0-16	
Nov. 25	Virginia Tech	Roanoke	W	18-0	
Nov. 26	Bristol A.C.	Bristol	W	12-0	

**64-16**

### 1898 // NO TEAM, SPANISH-AMERICAN WAR



### J.A. PIERCE

1899-1900

After UT went five seasons without a coach, Pierce, a graduate of LaFayette, became the first full-time coach to be hired by the Athletic Association. His record in two seasons set the tone for winning football at Tennessee.

**Coaching record: 9-4-1.**

1899					6-2
Date	Opponent	Site	Result	Score	

Oct. 11	King	Knoxville	W	11-5	
Oct. 21	Virginia Tech	Knoxville	L	0-5	
Oct. 28	Sewanee	Sewanee	L	0-51	
Nov. 4	<sup>2</sup> Kentucky A&M	Knoxville	W	12-0	
Nov. 11	Georgia	Knoxville	W	5-0	
Nov. 23	Washington & Lee	Knoxville	W	11-0	
Nov. 30	<sup>2</sup> Kentucky Univ.	Knoxville	W	41-0	
Dec. 25	<sup>3</sup> Grant	Chattanooga	W	6-0	

**86-61**

**1900** **3-2-1**

Date	Opponent	Site	Result	Score
Oct. 10	King	Knoxville	W	22-0
Oct. 22	Vanderbilt	Nashville	T	0-0
Nov. 1	North Carolina	Knoxville	L	5-22
Nov. 10	Auburn	Birmingham	L	0-23
Nov. 27	Grant	Knoxville	W	28-0
Dec. 1	Georgetown	Knoxville	W	12-6
				<b>67-51</b>

**GEORGE KELLEY****1901**

He was the first of two former Princeton players to become head coach. Although his coaching assignment only lasted one year, he brought an excellent background to the job and was considered an outstanding man in coaching fundamentals.

**Coaching record: 3-3-2.****1901** **3-3-2**

Date	Opponent	Site	Result	Score
Oct. 12	King	Knoxville	W	8-0
Oct. 19	Clemson	Knoxville	T	6-6
Oct. 26	Nashville	Nashville	L	5-16
Nov. 2	Kentucky Univ.	Knoxville	L	0-6
Nov. 9	Vanderbilt	Nashville	L	0-22
Nov. 16	Georgetown	Knoxville	W	12-0
Nov. 23	Kentucky A&M	Knoxville	W	5-0
Nov. 28	Alabama	Birmingham	T	6-6
				<b>42-56</b>

**H.F. FISHER****1902-03**

The second Princeton man, Fisher followed Kelley and compiled a 6-2 record in 1902 and coached the first Vol team to defeat Sewanee, a feat which showed great improvement in Tennessee football.

**Coaching record: 10-7-0.****1902** **6-2**

Date	Opponent	Site	Result	Score
Oct. 11	King	Knoxville	W	12-0
Oct. 21	Maryville	Knoxville	W	34-0
Oct. 25	Vanderbilt	Knoxville	L	5-12
Nov. 1	Sewanee	Knoxville	W	6-0
Nov. 7	Nashville	Nashville	W	10-0
Nov. 15	Mississippi	Memphis	W	11-10
Nov. 22	Georgia Tech	Atlanta	W	10-6
Nov. 27	Clemson	Knoxville	L	0-11
				<b>88-39</b>

**1903** **4-5**

Date	Opponent	Site	Result	Score
Oct. 3	Maryville	Knoxville	W	17-0
Oct. 10	Carson-Newman	Knoxville	W	38-0
Oct. 17	Vanderbilt	Nashville	L	0-40
Oct. 29	South Carolina	Columbia	L	0-24
Oct. 31	Nashville	Nashville	W	10-0
Nov. 7	Georgia	Knoxville	L	0-5
Nov. 14	Sewanee	Knoxville	L	0-17
Nov. 21	Georgia Tech	Knoxville	W	11-0
Nov. 26	Alabama	Birmingham	L	0-24
				<b>76-110</b>

**S.D. CRAWFORD****1904**

The fourth Vol coach and one of only six coaches in UT history to serve for only one season. His 1904 unit was the first team to defeat Alabama.

**Coaching record: 3-5-1.****1904** **3-5-1**

Date	Opponent	Site	Result	Score
Oct. 1	Maryville	Knoxville	W	17-0
Oct. 15	Nashville	Knoxville	T	0-0
Oct. 22	Georgia Tech	Atlanta	L	0-2
Oct. 29	Sewanee	Knoxville	L	0-12
Nov. 5	Vanderbilt	Nashville	L	0-22
Nov. 12	Clemson	Knoxville	L	0-6
Nov. 16	Cincinnati	Knoxville	L	0-35
Nov. 19	Grant	Chattanooga	W	23-0
Nov. 24	Alabama	Birmingham	W	5-0
				<b>45-77</b>

**J.D. DEPREE****1905-06**

A graduate of Michigan, Depree served two seasons as coach. He was the only coach of the 1905 team. In 1906, Roscoe Word, a three-time captain, assisted him.

**Coaching record: 4-11-3.****1905** **3-5-1**

Date	Opponent	Site	Result	Score
Sept. 30	Tenn. School Deaf	Knoxville	W	16-6
Oct. 7	American Temp. U.	Knoxville	W	104-0
Oct. 14	Clemson	Clemson	T	5-5
Oct. 21	Vanderbilt	Knoxville	L	0-45
Oct. 28	Sewanee	Sewanee	L	6-11
Nov. 4	Georgia Tech	Atlanta	L	0-45
Nov. 18	Centre	Knoxville	W	31-5
Nov. 30	Alabama	Birmingham	L	0-29
Dec. 3	Grant	Chattanooga	L	0-5
				<b>162-151</b>

**1906** **1-6-2**

Date	Opponent	Site	Result	Score
Oct. 6	American Temp. U.	Knoxville	W	10-0
Oct. 13	Maryville	Knoxville	L	0-11
Oct. 20	Centre	Knoxville	L	0-6
Oct. 25	American Temp. U.	Harriman	T	5-5
Nov. 3	Sewanee	Knoxville	L	0-17
Nov. 10	Kentucky A&M	Lexington	L	0-21
Nov. 19	Clemson	Clemson	L	0-16
Nov. 21	Georgia	Athens	T	0-0
Nov. 29	Alabama	Birmingham	L	0-51
				<b>15-127</b>

**GEORGE LEVENE****1907-09**

The former Pennsylvania player became the first coach to win seven games in a season; putting seven-victory campaigns back-to-back in 1907 and 1908. However, the 1909 team recorded a dismal record and his winning percentage suffered.

**Coaching record: 15-10-3.**



1907			7-2-1	
Date	Opponent	Site	Result	Score
Oct. 5	Tenn. Military Inst.	Knoxville	W	30-0
Oct. 12	Georgia	Athens	W	15-0
Oct. 19	Georgia Tech	Atlanta	L	4-6
Oct. 21	Clemson	Clemson	W	4-0
Oct. 26	Maryville	Knoxville	W	34-0
Nov. 2	*Chattanooga	Knoxville	W	57-0
Nov. 9	Kentucky A&M	Knoxville	T	0-0
Nov. 16	*Mississippi A&M	Memphis	W	11-4
Nov. 18	Arkansas	Little Rock	W	14-2
Nov. 28	Alabama	Birmingham	L	0-5

**169-17**

1908			7-2	
Date	Opponent	Site	Result	Score
Oct. 3	North Carolina	Knoxville	W	12-0
Oct. 10	Maryville	Knoxville	W	39-5
Oct. 17	Kentucky State	Knoxville	W	7-0
Oct. 24	Georgia	Knoxville	W	10-0
Oct. 31	Georgia Tech	Atlanta	W	6-5
Nov. 7	Vanderbilt	Nashville	L	9-16
Nov. 14	Clemson	Knoxville	W	6-5
Nov. 21	Chattanooga	Knoxville	W	35-6
Nov. 26	Alabama	Birmingham	L	0-4

**124-41**

1909			1-6-2	
Date	Opponent	Site	Result	Score
Oct. 2	Centre	Knoxville	T	0-0
Oct. 9	North Carolina	Knoxville	L	0-3
Oct. 16	Kentucky State	Lexington	L	0-17
Oct. 23	Georgia	Knoxville	L	0-3
Oct. 30	Georgia Tech	Knoxville	L	0-29
Nov. 6	Vanderbilt	Nashville	L	0-51
Nov. 13	Alabama	Knoxville	L	0-10
Nov. 20	Chattanooga	Chattanooga	T	0-0
Nov. 25	Transylvania	Knoxville	W	11-0

**11-113**



**ANDREW A. STONE**

**1910**

Stone was the seventh coach in 11 years of Tennessee football. His regime marked the end of the short-term coaching assignments for several years to come.

**Coaching record: 3-5-1.**

1910			3-5-1	
Date	Opponent	Site	Result	Score
Oct. 1	Centre	Knoxville	L	2-17
Oct. 8	Mooney School	Knoxville	W	7-0
Oct. 15	Vanderbilt	Nashville	L	0-18
Oct. 22	Georgia	Athens	L	5-35
Oct. 29	Howard	Birmingham	W	17-0
Oct. 31	Mississippi A&M	Starkville	L	0-48
Nov. 5	Kentucky State	Knoxville	L	0-10
Nov. 12	Maryville	Knoxville	W	13-0
Nov. 19	Chattanooga	Knoxville	T	6-6

**50-134**



**Z.G. CLEVENGER**

**1911-15**

The former Indiana player coached the 1914 team to the SIAA title and the first defeat of Vandy in UT history, a feat one other coach accomplished until Neyland. His use of the straight T formation produced a fine record. He returned to Indiana in 1923 and remained until retirement.

**Coaching record: 26-15-2.**

1911			3-4-2	
Date	Opponent	Site	Result	Score
Oct. 7	Mooney School	Knoxville	W	27-0
Oct. 14	Georgia Tech	Atlanta	L	0-24
Oct. 21	Maryville	Knoxville	W	22-5
Oct. 28	North Carolina State	Raleigh	L	0-16
Nov. 4	Centre	Knoxville	T	0-0
Nov. 11	Virginia Tech	Blacksburg	L	11-36
Nov. 18	Southwestern	Knoxville	W	22-0
Nov. 25	Tenn. Med.School	Memphis	T	0-0
Nov. 30	Kentucky State	Lexington	L	0-12

**82-93**

1912			4-4	
Date	Opponent	Site	Result	Score
Oct. 5	King	Knoxville	W	101-0
Oct. 12	Maryville	Knoxville	W	38-0
Oct. 19	Tenn. Med. School	Memphis	W	62-0
Oct. 26	Sewanee	Chattanooga	L	6-33
Nov. 2	Centre	Knoxville	W	67-0
Nov. 9	Mercer	Macon	L	14-27
Nov. 16	Kentucky State	Knoxville	L	6-13
Nov. 28	Alabama	Birmingham	L	0-7

**294-80**

1913			6-3	
Date	Opponent	Site	Result	Score
Sept. 27	Carson-Newman	Knoxville	W	58-0
Oct. 4	Athens	Knoxville	W	95-0
Oct. 11	Maryville	Knoxville	W	75-0
Oct. 18	Sewanee	Chattanooga	L	6-17
Oct. 25	Davidson	Knoxville	W	9-0
Nov. 1	Chattanooga	Knoxville	W	21-0
Nov. 8	Vanderbilt	Nashville	L	6-7
Nov. 14	Alabama	Tuscaloosa	L	0-6
Nov. 27	Kentucky State	Lexington	W	13-7

**283-37**

1914			9-0	
SIAA CHAMPIONS				
Date	Opponent	Site	Result	Score
Sept. 26	Carson-Newman	Knoxville	W	89-0
Oct. 3	King	Knoxville	W	55-3
Oct. 10	Clemson	Knoxville	W	27-0
Oct. 17	Louisville	Louisville	W	66-0
Oct. 24	Alabama	Knoxville	W	17-7
Oct. 31	Chattanooga	Knoxville	W	67-0
Nov. 7	Vanderbilt	Nashville	W	16-14
Nov. 14	Sewanee	Chattanooga	W	14-7
Nov. 26	Kentucky State	Knoxville	W	23-6

**374-37**

1915			4-4	
Date	Opponent	Site	Result	Score
Sept. 25	Carson-Newman	Knoxville	W	101-0
Oct. 2	Tusculum	Knoxville	W	21-0
Oct. 9	Clemson	Knoxville	L	0-3
Oct. 16	Centre	Knoxville	W	80-0
Oct. 23	Cumberland	Knoxville	W	101-0
Oct. 30	Vanderbilt	Nashville	L	0-35
Nov. 13	Mississippi A&M	Knoxville	L	0-14
Nov. 25	Kentucky State	Lexington	L	0-6

**303-58**



**JOHN R. BENDER**

**1916-20**

A Nebraska player in 1905, he came to Tennessee from Kansas State and installed the short punt formation. His tour of coaching was interrupted by the war in 1917-18. However, he regrouped the 1920 unit to post a 7-2 mark.

**Coaching record: 18-5-4.**

**1916** **8-0-1**

Date	Opponent	Site	Result	Score
Sept. 30	Tusculum	Knoxville	W	33-0
Oct. 7	Maryville	Knoxville	W	32-6
Oct. 14	Clemson	Knoxville	W	14-0
Oct. 21	South Carolina	Knoxville	W	26-0
Oct. 28	Florida	Tampa	W	24-0
Nov. 4	Chattanooga	Chattanooga	W	12-7
Nov. 11	Vanderbilt (HC)	Knoxville	W	10-6
Nov. 18	Sewanee	Chattanooga	W	17-0
Nov. 30	Kentucky State	Knoxville	T	0-0

**168-19****1917 & 1918:**

The University of Tennessee Athletic Council, chaired by Professor Nathan W. Dougherty, officially suspended varsity football during the World War I years of 1917 and 1918 because the majority of the players were called into military service. In addition, Coach John R. Bender was enlisted as an instructor at Camp John Sevier in Greenville, S.C.

During this period without varsity football, two unofficial teams were formed from Army recruits and students. One team represented a training unit called the Fighting Mechanics and another the Student Army Training Corps (SATC).

**1917**

Date	Opponent	Site	Result	Score
Nov. 3	11th U.S. Infantry	Knoxville	L	6-21
Nov. 10	Batt. B Va. Field Art.	Chattanooga	L	0-35
Nov. 16	Camp Gordon	Atlanta	L	0-38

**1918**

Date	Opponent	Site	Result	Score
Nov. 2	Sewanee	Knoxville	L	0-68
Nov. 9	Vanderbilt	Nashville	L	0-76
Nov. 16	Maryville	Knoxville	W	9-7
Nov. 23	Milligan	Knoxville	W	32-0
Nov. 28	Tenn. Military Inst.	Knoxville	W	46-0

**1919** **3-3-3**

Date	Opponent	Site	Result	Score
Sept. 27	Tusculum	Knoxville	W	29-6
Oct. 3	Maryville	Knoxville	W	32-2
Oct. 11	Vanderbilt	Nashville	T	3-3
Oct. 18	Mississippi A&M	Knoxville	L	0-6
Oct. 25	Clemson	Clemson	L	0-14
Nov. 1	North Carolina (HC)	Knoxville	T	0-0
Nov. 8	South Carolina	Columbia	T	6-6
Nov. 15	Cincinnati	Knoxville	W	33-12
Nov. 27	Kentucky	Lexington	L	0-13

**103-62****1920** **7-2**

Date	Opponent	Site	Result	Score
Sept. 25	Emory & Henry	Knoxville	W	45-0
Oct. 2	Maryville	Knoxville	W	47-0
Oct. 9	Vanderbilt	Knoxville	L	0-20
Oct. 16	Chattanooga	Chattanooga	W	35-0
Oct. 23	Clemson	Knoxville	W	26-0
Oct. 30	Mississippi A&M	Starkville	L	7-13
Nov. 6	Transylvania	Knoxville	W	49-0
Nov. 13	Sewanee	Chattanooga	W	20-0
Nov. 25	Kentucky	Knoxville	W	14-7

**243-40****SOUTHERN CONFERENCE**  
(1921-32)**M.B. BANKS****1921-25**

With Banks came the beginning of the Southern Conference. A former Syracuse player who coached at Duke before joining the Vols, he installed a variety of offenses but preferred the winged-T. He became ill in 1925 and gave up the Vol reins to take the Central High School job.

**Coaching record: 27-15-3.****1921** **6-2-1**

Date	Opponent	Site	Result	Score
Sept. 24	*Emory & Henry	Knoxville	W	27-0
Oct. 1	Maryville	Maryville	W	7-0
Oct. 8	Chattanooga	Knoxville	W	21-0
Oct. 15	Dartmouth	Hanover	L	3-14
Oct. 22	Florida	Knoxville	W	9-0
Oct. 29	Vanderbilt	Nashville	L	0-14
Nov. 5	Mississippi A&M	Memphis	W	14-7
Nov. 12	Sewanee	Knoxville	W	21-0
Nov. 24	Kentucky	Lexington	T	0-0

*\*First game played on Shields-Watkins Field***102-35****1922** **8-2**

Date	Opponent	Site	Result	Score
Sept. 23	*Emory & Henry	Knoxville	W	50-0
Sept. 30	Carson-Newman	Knoxville	W	32-7
Oct. 7	Maryville	Knoxville	W	21-0
Oct. 14	Camp Benning	Columbus	W	15-0
Oct. 21	Georgia	Athens	L	3-7
Oct. 28	Mississippi	Knoxville	W	49-0
Nov. 4	Vanderbilt	Knoxville	L	6-14
Nov. 11	Mississippi A&M	Memphis	W	31-3
Nov. 18	Sewanee	Chattanooga	W	18-7
Nov. 30	Kentucky	Knoxville	W	14-7

*\*First game Vols wore Orange jerseys***239-45****1923** **5-4-1**

Date	Opponent	Site	Result	Score
Sept. 29	Army	West Point	L	0-41
Oct. 6	Maryville	Knoxville	T	14-14
Oct. 13	Georgetown	Knoxville	W	13-6
Oct. 20	Georgia	Knoxville	L	0-17
Oct. 27	Mississippi A&M	Memphis	W	7-3
Nov. 3	Tulane	Knoxville	W	13-2
Nov. 10	Vanderbilt	Nashville	L	7-51
Nov. 17	Va. Military Inst.	Knoxville	L	0-33
Nov. 24	Mississippi	Knoxville	W	10-0
Nov. 29	Kentucky	Lexington	W	18-0

**82-167****1924** **3-5**

Date	Opponent	Site	Result	Score
Oct. 4	Emory & Henry	Knoxville	W	27-0
Oct. 11	Maryville	Knoxville	W	28-10
Oct. 18	Carson-Newman	Knoxville	W	13-0
Oct. 24	Mississippi A&M	Memphis	L	2-7
Nov. 1	Georgia	Athens	L	0-33
Nov. 8	Centre	Knoxville	L	0-32
Nov. 15	Tulane	New Orleans	L	7-26
Nov. 27	Kentucky	Knoxville	L	6-27

**83-135**

**1925 5-2-1**

Date	Opponent	Site	Result	Score
Oct. 3	Emory & Henry	Knoxville	W	51-0
Oct. 10	Maryville	Knoxville	W	13-0
Oct. 17	Vanderbilt	Nashville	L	7-34
Oct. 24	LSU	Knoxville	T	0-0
Oct. 31	Georgia	Knoxville	W	12-7
Nov. 7	Centre	Danville	W	12-0
Nov. 14	Miss. A&M (HC)	Knoxville	W	14-9
Nov. 26	Kentucky	Lexington	L	20-23
				<b>129-73</b>



**R.R. NEYLAND**

1926-34

With Captain Neyland came one of the most efficient single wing offenses in the nation. In his first period as Vol head coach he won the Southern Conference championships in 1927 and 1932 and had undefeated strings of 33 and 28 games, along with 14 consecutive victories.

**Coaching record: 76-7-5.**

**1926 8-1**

Date	Opponent	Site	Result	Score
Sept. 25	Carson-Newman	Knoxville	W	13-0
Oct. 2	North Carolina	Knoxville	W	34-0
Oct. 9	LSU	Baton Rouge	W	14-7
Oct. 15	Maryville	Knoxville	W	6-0
Oct. 23	Centre	Knoxville	W	30-7
Oct. 30	Mississippi A&M	Starkville	W	33-0
Nov. 6	Sewanee (HC)	Knoxville	W	12-0
Nov. 13	Vanderbilt	Nashville	L	3-20
Nov. 25	Kentucky	Knoxville	W	6-0
				<b>151-34</b>

**1927 8-0-1**

**SOUTHERN CONF. CHAMPIONS**

Date	Opponent	Site	Result	Score
Sept. 24	Carson-Newman	Knoxville	W	33-0
Oct. 1	North Carolina	Chapel Hill	W	26-0
Oct. 8	Maryville	Knoxville	W	7-0
Oct. 15	Mississippi	Knoxville	W	21-7
Oct. 22	Transylvania	Knoxville	W	57-0
Oct. 29	Virginia	Knoxville	W	42-0
Nov. 5	Sewanee	Knoxville	W	32-12
Nov. 12	Vanderbilt (HC)	Knoxville	T	7-7
Nov. 24	Kentucky	Lexington	W	20-0
				<b>245-26</b>

**1928 9-0-1**

Date	Opponent	Site	Result	Score
Sept. 29	Maryville	Knoxville	W	41-0
Oct. 6	Centre	Knoxville	W	41-7
Oct. 13	Mississippi	Knoxville	W	13-12
Oct. 20	Alabama	Tuscaloosa	W	15-13
Oct. 27	Wash. & Lee (HC)	Knoxville	W	26-7
Nov. 3	Carson-Newman	Knoxville	W	57-0
Nov. 10	Sewanee	Knoxville	W	37-0
Nov. 17	Vanderbilt	Nashville	W	6-0
Nov. 29	Kentucky	Knoxville	T	0-0
Dec. 8	Florida	Knoxville	W	13-12
				<b>249-51</b>

**1929 9-0-1**

Date	Opponent	Site	Result	Score
Sept. 28	Centre	Knoxville	W	40-6
Oct. 5	Chattanooga	Chattanooga	W	20-0
Oct. 12	Mississippi	Knoxville	W	52-7
Oct. 19	Alabama (HC)	Knoxville	W	6-0
Oct. 26	Washington & Lee	Roanoke	W	39-0
Nov. 2	Auburn	Knoxville	W	27-0
Nov. 9	Carson-Newman	Knoxville	W	73-0
Nov. 16	Vanderbilt	Knoxville	W	13-0
Nov. 28	Kentucky	Lexington	T	6-6
Dec. 7	South Carolina	Knoxville	W	54-0
				<b>330-19</b>

**1930 9-1**

Date	Opponent	Site	Result	Score
Sept. 27	Maryville	Knoxville	W	54-0
Oct. 4	Centre	Knoxville	W	18-0
Oct. 11	Mississippi	Knoxville	W	27-0
Oct. 18	Alabama	Tuscaloosa	L	6-18
Oct. 25	North Carolina (HC)	Knoxville	W	9-7
Nov. 1	Clemson	Knoxville	W	27-0
Nov. 8	Carson-Newman	Knoxville	W	34-0
Nov. 15	Vanderbilt	Nashville	W	13-0
Nov. 27	Kentucky	Knoxville	W	8-0
Dec. 6	Florida	Jacksonville	W	13-6
				<b>209-31</b>

**1931 9-0-1**

Date	Opponent	Site	Result	Score
Sept. 26	Maryville	Knoxville	W	33-0
Oct. 3	Clemson	Knoxville	W	44-0
Oct. 10	Mississippi	Knoxville	W	38-0
Oct. 17	Alabama (HC)	Knoxville	W	25-0
Oct. 24	North Carolina	Chapel Hill	W	7-0
Oct. 31	Duke	Knoxville	W	25-2
Nov. 7	Carson-Newman	Knoxville	W	31-0
Nov. 14	Vanderbilt	Knoxville	W	21-7
Nov. 26	Kentucky	Lexington	T	6-6

**New York Charity Game**

Dec. 5	New York University	New York	W	13-0
				<b>243-15</b>

**1932 9-0-1**

**SOUTHERN CONF. CHAMPIONS**

Date	Opponent	Site	Result	Score
Sept. 24	Chattanooga	Chattanooga	W	13-0
Oct. 1	Mississippi	Knoxville	W	33-0
Oct. 8	North Carolina	Knoxville	W	20-7
Oct. 15	Alabama	Birmingham	W	7-3
Oct. 22	Maryville	Knoxville	W	60-0
Oct. 29	Duke (HC)	Knoxville	W	16-13
Nov. 5	Mississippi A&M	Knoxville	W	31-0
Nov. 12	Vanderbilt	Nashville	T	0-0
Nov. 24	Kentucky	Knoxville	W	26-0
Dec. 3	Florida	Jacksonville	W	32-13
				<b>238-36</b>

**SOUTHEASTERN CONFERENCE (1933-PRESENT)**

**1933 7-3 • 5-2 SEC**

Date	Opponent	Site	Result	Score
Sept. 30	Virginia Tech	Knoxville	W	27-0
Oct. 7	Mississippi State	Knoxville	W	20-0
Oct. 14	Duke	Durham	L	2-10
Oct. 21	Alabama (HC)	Knoxville	L	6-12
Oct. 28	Florida	Knoxville	W	13-6
Nov. 4	Geo. Washington	Washington, D.C.	W	13-0
Nov. 11	Mississippi	Knoxville	W	35-6
Nov. 18	Vanderbilt	Knoxville	W	33-6
Nov. 30	Kentucky	Lexington	W	27-0
Dec. 9	LSU	Baton Rouge	L	0-7
				<b>176-47</b>

**SEC Finish: 4th**

**1934** 8-2 • 5-1 SEC

Date	Opponent	Site	Result	Score
Sept. 29	Centre	Knoxville	W	32-0
Oct. 5	North Carolina	Chapel Hill	W	19-7
Oct. 13	Mississippi	Knoxville	W	27-0
Oct. 20	Alabama	Birmingham	L	6-13
Oct. 27	Duke (HC)	Knoxville	W	14-6
Nov. 3	Fordham	New York	L	12-13
Nov. 10	Mississippi State	Knoxville	W	14-0
Nov. 17	Vanderbilt	Nashville	W	13-6
Nov. 29	Kentucky	Knoxville	W	19-0
Dec. 8	LSU	Knoxville	W	19-13

**SEC Finish: 3rd****175-58****W.H. BRITTON****1935**

An end coach and scout on Neyland's staff since 1926, he was elevated to head coach for one season while Neyland was called to active duty in the Panama Canal Zone. Upon Neyland's return he continued his duties as end coach and scout until 1947.

**Coaching record: 4-5-0.****1935** 4-5 • 2-3 SEC

Date	Opponent	Site	Result	Score
Sept. 28	Southwestern	Knoxville	W	20-0
Oct. 5	North Carolina	Knoxville	L	13-38
Oct. 12	Auburn	Birmingham	W	13-6
Oct. 19	Alabama (HC)	Knoxville	L	0-25
Oct. 26	Centre	Knoxville	W	25-14
Nov. 2	Duke	Durham	L	6-19
Nov. 9	Mississippi	Memphis	W	14-13
Nov. 16	Vanderbilt	Knoxville	L	7-13
Nov. 28	Kentucky	Lexington	L	0-27

**SEC Finish: T-9th****98-155****R.R. NEYLAND****1936-40**

Upon his return from active Army duty, Major Neyland quickly began to rebuild the team with solid freshmen units in 1936-37 which produced undefeated teams in 1938, 1939, and 1940. The 1939 team is the last team in NCAA history to be unscored upon in regular season play. His teams compiled a 22-game winning streak.

**Coaching record: 43-7-3.****1936** 6-2-2 • 3-1-2 SEC

Date	Opponent	Site	AP Rank			Result	Score
			TV	UT/Opp	Result		
Sept. 26	Chattanooga	Knoxville			W	13-0	
Oct. 3	North Carolina	Chapel Hill			L	6-14	
Oct. 10	Auburn	Knoxville			L	0-6	
Oct. 17	Alabama	Birmingham			T	0-0	
Oct. 24	Duke (HC)	Knoxville		--/2	W	15-13	
Oct. 31	Georgia	Athens			W	46-0	
Nov. 7	Maryville	Knoxville			W	34-0	
Nov. 14	Vanderbilt	Nashville			W	26-13	
Nov. 26	Kentucky	Knoxville		17/--	W	7-6	
Dec. 5	Mississippi	Memphis		17/--	T	0-0	

**SEC Finish: 4th • 17th AP****147-52****1937** 6-3-1 • 4-3 SEC

Date	Opponent	Site	AP Rank			Result	Score
			TV	UT/Opp	Result		
Sept. 25	Wake Forest	Knoxville			W	32-0	
Oct. 2	Virginia Tech	Knoxville			W	27-0	
Oct. 9	Duke	Durham			T	0-0	

Oct. 16	Alabama	Knoxville			L	7-14
Oct. 23	Sewanee	Knoxville			W	32-0
Oct. 30	Georgia	Knoxville			W	32-0
Nov. 6	Auburn	Birmingham	7/--		L	7-20
Nov. 13	Vanderbilt (HC)	Knoxville			L	7-13
Nov. 25	Kentucky	Lexington			W	13-0
Dec. 4	Mississippi	Memphis			W	32-0

**SEC Finish: 7th****189-47****1938** 11-0 • 7-0 SEC**NATIONAL CHAMPIONS**  
DUNKEL, LITKENHOUS, BOARD, HOULGATE, POLING**SEC CHAMPIONS**

Date	Opponent	Site	AP Rank			Result	Score
			TV	UT/Opp	Result		
Sept. 24	Sewanee	Knoxville			W	26-3	
Oct. 1	Clemson	Knoxville			W	20-7	
Oct. 8	Auburn	Knoxville			W	7-0	
Oct. 15	Alabama	Birmingham			W	13-0	
Oct. 22	The Citadel	Knoxville	8/--		W	44-0	
Oct. 29	LSU (HC)	Knoxville	8/--		W	14-6	
Nov. 5	Chattanooga	Knoxville	6/--		W	45-0	
Nov. 12	Vanderbilt	Nashville	4/--		W	14-0	
Nov. 24	Kentucky	Knoxville	4/--		W	46-0	
Dec. 3	Mississippi	Memphis	4/--		W	47-0	

**Orange Bowl**

Jan. 2	Oklahoma	Miami	2/4		W	17-0
--------	----------	-------	-----	--	---	------

**SEC Finish: 1st • 2nd AP****293-16****1939** 10-1 • 6-0 SEC**SEC CHAMPIONS**

Date	Opponent	Site	AP Rank			Result	Score
			TV	UT/Opp	Result		
Sept. 29	NC State	Raleigh			W	13-0	
Oct. 7	Sewanee	Knoxville			W	40-0	
Oct. 14	Chattanooga	Chattanooga			W	28-0	
Oct. 21	Alabama (HC)	Knoxville	5/8		W	21-0	
Oct. 28	Mercer	Knoxville	1/--		W	17-0	
Nov. 4	LSU	Baton Rouge	1/18		W	20-0	
Nov. 11	The Citadel	Knoxville	1/--		W	34-0	
Nov. 18	Vanderbilt	Knoxville	1/--		W	13-0	
Nov. 30	Kentucky	Lexington	4/--		W	19-0	
Dec. 9	Auburn	Knoxville	2/--		W	7-0	

**Rose Bowl**

Jan. 1	Southern Cal	Pasadena	2/3		L	0-14
--------	--------------	----------	-----	--	---	------

**SEC Finish: T-1st • 2nd AP****212-14****1940** 10-1 • 5-0 SEC**NATIONAL CHAMPIONS**

DUNKEL, WILLIAMSON

**SEC CHAMPIONS**

Date	Opponent	Site	AP Rank			Result	Score
			TV	UT/Opp	Result		
Sept. 28	Mercer	Knoxville			W	49-0	
Oct. 5	Duke	Knoxville			W	13-0	
Oct. 12	Chattanooga	Knoxville			W	53-0	
Oct. 19	Alabama	Birmingham	5/--		W	27-12	
Oct. 26	Florida	Knoxville	5/--		W	14-0	
Nov. 2	LSU	Knoxville	7/--		W	28-0	
Nov. 9	Southwestern	Memphis	5/--		W	41-0	
Nov. 16	Virginia	Knoxville	5/--		W	41-14	
Nov. 23	Kentucky (HC)	Knoxville	6/--		W	33-0	
Nov. 30	Vanderbilt	Nashville	6/--		W	20-0	

**Sugar Bowl**

Jan. 1	Boston College	New Orleans	4/5		L	13-19
--------	----------------	-------------	-----	--	---	-------

**SEC Finish: 1st • 4th AP****332-45**





**JOHN BARNHILL**

1941-45

When war again interrupted Neyland's coaching career, Barnhill, a former Vol and coach under Neyland, was named as head coach. He compiled an outstanding record and upon Neyland's return in 1946 he accepted the head coaching job at Arkansas where he also served as athletic director.

**Coaching record: 32-5-2.**

**1941 8-2 • 3-1 SEC**

Date	Opponent	Site	AP Rank		Result	Score
			TV	UT/Opp		
Sept. 20	Furman	Knoxville			W	32-6
Oct. 4	Duke	Durham			L	0-19
Oct. 11	Dayton	Knoxville			W	26-0
Oct. 18	Alabama	Knoxville			L	2-9
Oct. 25	Cincinnati	Knoxville			W	21-6
Nov. 1	LSU	Baton Rouge			W	13-6
Nov. 8	Howard	Knoxville			W	28-6
Nov. 15	Boston College	Chestnut Hill	--/18		W	14-7
Nov. 22	Kentucky	Lexington			W	20-7
Nov. 29	Vanderbilt (HC)	Knoxville	--/12		W	26-7

**SEC Finish: 2nd • 18th AP 182-73**

**1942 9-1-1 • 4-1 SEC**

Date	Opponent	Site	AP Rank		Result	Score
			TV	UT/Opp		
Sept. 26	South Carolina	Columbia			T	0-0
Oct. 3	Fordham	Knoxville			W	40-14
Oct. 10	Dayton	Knoxville			W	34-6
Oct. 17	Alabama	Birmingham			L	0-8
Oct. 24	Furman	Knoxville			W	52-7
Oct. 31	LSU	Knoxville			W	26-0
Nov. 7	Cincinnati	Knoxville			W	34-12
Nov. 14	Mississippi	Memphis			W	14-0
Nov. 21	Kentucky (HC)	Knoxville			W	26-0
Nov. 28	Vanderbilt	Nashville			W	19-7

**Sugar Bowl**

Jan. 1	Tulsa	New Orleans			W	14-7
--------	-------	-------------	--	--	---	------

**SEC Finish: T-2nd • 7th AP 259-61**

**1943 // NO TEAM, WORLD WAR II**

**1944 7-1-1 • 5-0-1 SEC**

Date	Opponent	Site	AP Rank		Result	Score
			TV	UT/Opp		
Sept. 30	Kentucky	Knoxville			W	26-13
Oct. 7	Mississippi	Memphis			W	20-7
Oct. 14	Florida	Knoxville			W	40-0
Oct. 21	Alabama	Knoxville			T	0-0
Oct. 28	Clemson	Knoxville			W	26-7
Nov. 4	*LSU N	Baton Rouge			W	13-0
Nov. 18	Temple (HC)	Knoxville			W	27-14
Nov. 25	Kentucky	Lexington			W	21-7

**Rose Bowl**

Jan. 1	Southern Cal	Pasadena			L	0-25
--------	--------------	----------	--	--	---	------

**SEC Finish: 2nd • 12th AP 173-73**

*\*Tennessee's first night game*

**1945 8-1 • 3-1 SEC**

Date	Opponent	Site	AP Rank		Result	Score
			TV	UT/Opp		
Sept. 29	Wake Forest	Knoxville			W	7-6
Oct. 6	William & Mary	Knoxville			W	48-13
Oct. 13	Chattanooga	Knoxville			W	30-0
Oct. 20	Alabama	Birmingham			L	7-25
Oct. 27	Villanova	Knoxville			W	33-2
Nov. 3	North Carolina	Knoxville			W	20-6
Nov. 10	Mississippi	Memphis			W	34-0
Nov. 24	Kentucky	Lexington			W	14-0
Dec. 1	Vanderbilt (HC)	Knoxville			W	45-0

**SEC Finish: 2nd • 14th AP 238-52**



**R.R. NEYLAND**

1946-52

General Neyland's retirement from the military enabled him to devote full time to build one of the best programs in the country. He led the national title team in 1951 and took the Vols to three straight major bowl games. Poor health in 1952 forced his retirement to athletic director, a position he held until his death in 1962. His record for this period was 54-17-4.

**Coaching record: 173-31-12.**

**1946 9-2 • 5-0 SEC**

**SEC CHAMPIONS**

Date	Opponent	Site	AP Rank		Result	Score
			TV	UT/Opp		
Sept. 28	Georgia Tech	Knoxville			W	13-9
Oct. 5	Duke	Durham			W	12-7
Oct. 12	Chattanooga	Knoxville			W	47-7
Oct. 19	Alabama (HC)	Knoxville			W	12-0
Oct. 26	Wake Forest	Knoxville			L	6-19
Nov. 2	North Carolina	Knoxville			W	20-14
Nov. 9	Mississippi	Memphis			W	18-14
Nov. 16	Boston College	Chestnut Hill			W	33-13
Nov. 23	Kentucky	Knoxville			W	7-0
Nov. 30	Vanderbilt	Nashville			W	7-6

**Orange Bowl**

Jan. 1	Rice	Miami			L	0-8
--------	------	-------	--	--	---	-----

**SEC Finish: T-1st • 7th AP 175-97**

**1947 5-5 • 2-3 SEC**

Date	Opponent	Site	AP Rank		Result	Score
			TV	UT/Opp		
Sept. 27	Georgia Tech	Atlanta			L	0-27
Oct. 4	Duke (HC)	Knoxville			L	7-19
Oct. 11	Chattanooga	Knoxville			W	26-7
Oct. 18	Alabama	Birmingham			L	0-10
Oct. 25	Tennessee Tech	Knoxville			W	49-0
Nov. 1	North Carolina	Chapel Hill			L	6-20
Nov. 8	Mississippi	Memphis			L	13-43
Nov. 15	Boston College	Knoxville			W	38-13
Nov. 22	Kentucky	Lexington			W	13-6
Nov. 29	Vanderbilt	Knoxville			W	12-7

**SEC Finish: T-9th 164-159**

**1948 4-4-2 • 2-3-1 SEC**

Date	Opponent	Site	AP Rank		Result	Score
			TV	UT/Opp		
Sept. 25	Mississippi State	Knoxville			L	6-21
Oct. 2	Duke	Durham			T	7-7
Oct. 9	Chattanooga	Knoxville			W	26-0
Oct. 16	Alabama (HC)	Knoxville			W	21-6
Oct. 23	Tennessee Tech	Knoxville			W	41-0
Oct. 30	North Carolina	Knoxville			L	7-14
Nov. 6	Georgia Tech	Atlanta			--/6	W 13-6
Nov. 13	Mississippi	Memphis			L	13-16
Nov. 20	Kentucky	Knoxville			T	0-0
Nov. 27	Vanderbilt	Nashville			--/15	L 6-28

**SEC Finish: 8th 140-98**

**1949 7-2-1 • 4-1-1 SEC**

Date	Opponent	Site	AP Rank		Result	Score
			TV	UT/Opp		
Sept. 24	Mississippi State	Knoxville			W	10-0
Oct. 1	Duke	Knoxville			L	7-21
Oct. 8	Chattanooga	Knoxville			W	39-7
Oct. 15	Alabama	Birmingham			T	7-7
Oct. 22	Tennessee Tech	Knoxville			W	36-6
Oct. 29	North Carolina	Chapel Hill			--/13	W 35-6
Nov. 5	Ga. Tech (HC)	Knoxville			L	13-30

Date	Opponent	Site	AP Rank			
			TV	UT/Opp	Result	Score
Nov. 12	Mississippi	Memphis			W	35-7
Nov. 19	Kentucky	Lexington		--/11	W	6-0
Nov. 26	Vanderbilt	Knoxville		18/--	W	26-20

SEC Finish: 3rd • 17th AP

214-104

## 1950 11-1 • 4-1 SEC

## NATIONAL CHAMPIONS

## DUNKEL

Date	Opponent	Site	AP Rank			
			TV	UT/Opp	Result	Score
Sept. 23	Miss. Southern	Knoxville		4/--	W	56-0
Sept. 30	Mississippi State	Starkville		4/--	L	0-7
Oct. 7	Duke	Durham		--/14	W	28-7
Oct. 14	Chattanooga	Knoxville		14/--	W	41-0
Oct. 21	Alabama	Knoxville		18/--	W	14-9
Oct. 28	Wash. & Lee	Knoxville		8/--	W	27-20
Nov. 4	N. Carolina (HC)	Knoxville		11/--	W	16-0
Nov. 11	Tennessee Tech	Knoxville		11/--	W	48-14
Nov. 18	Mississippi	Knoxville		9/--	W	35-0
Nov. 25	Kentucky	Knoxville		9/3	W	7-0
Dec. 2	Vanderbilt	Nashville		4/--	W	43-0
<i>Cotton Bowl</i>						
Jan. 1	Texas	Dallas		4/3	W	20-14

SEC Finish: 2nd • 4th AP

335-71

## 1951 10-1 • 5-0 SEC

## NATIONAL CHAMPIONS

## CONSENSUS

## SEC CHAMPIONS

Date	Opponent	Site	AP Rank			
			TV	UT/Opp	Result	Score
Sept. 29	Mississippi State	Knoxville		1/--	W	14-0
Oct. 6	Duke	Knoxville		3/16	W	26-0
Oct. 13	Chattanooga	Knoxville		3/--	W	42-13
Oct. 20	Alabama	Birmingham	*CBS	2/--	W	27-13
Oct. 27	Tennessee Tech	Knoxville		1/--	W	68-0
Nov. 3	North Carolina	Chapel Hill		1/--	W	27-0
Nov. 10	Wash. & Lee	Knoxville		1/--	W	60-14
Nov. 17	Mississippi	Oxford		2/--	W	46-21
Nov. 24	Kentucky	Lexington		1/9	W	28-0
Dec. 1	Vanderbilt (HC)	Knoxville		1/--	W	35-27
<i>Sugar Bowl</i>						
Jan. 1	Maryland	New Orleans		1/3	L	13-28

SEC Finish: T-1st • 1st AP

386-116

\*First Tennessee game televised (Local Birmingham CBS affiliate)

## 1952 8-2-1 • 5-0-1 SEC

Date	Opponent	Site	AP Rank			
			TV	UT/Opp	Result	Score
Sept. 27	Mississippi State	Memphis		6/--	W	14-7
Oct. 4	Duke	Durham		11/10	L	0-7
Oct. 11	Chattanooga	Knoxville			W	26-6
Oct. 18	Alabama	Knoxville		--/18	W	20-0
Oct. 25	Wofford	Knoxville		13/--	W	50-0
Nov. 1	North Carolina	Knoxville		12/--	W	41-14
Nov. 8	LSU	Baton Rouge		8/--	W	22-3
Nov. 15	Florida (HC)	Knoxville		7/18	W	26-12
Nov. 22	Kentucky	Knoxville		7/--	T	14-14
Nov. 29	Vanderbilt	Nashville		9/--	W	46-0
<i>Cotton Bowl</i>						
Jan. 1	Texas	Dallas	NBC	8/10	L	0-16

SEC Finish: 2nd • 8th AP

259-79



## HARVEY ROBINSON

1953-54

A tailback on Neyland's teams of the early 1930s and a member of Neyland's staff from 1946, he accepted the head coaching job for two years following the General's retirement. He went to Florida as an assistant coach and returned to UT in 1960 as a member of Wyatt's staff.

Coaching record: 10-10-1.

## 1953 6-4-1 • 3-2-1 SEC

Date	Opponent	Site	AP Rank			
			TV	UT/Opp	Result	Score
Sept. 26	Mississippi State	Knoxville		17/--	L	0-26
Oct. 3	Duke	Knoxville			L	7-21
Oct. 10	Chattanooga	Knoxville			W	40-7
Oct. 17	Alabama	Birmingham	NBC		T	0-0
Oct. 24	Louisville	Knoxville			W	59-6
Oct. 31	North Carolina	Chapel Hill			W	20-6
Nov. 7	LSU (HC)	Knoxville			W	32-14
Nov. 14	Florida	Gainesville		18/--	W	9-7
Nov. 21	Kentucky	Lexington		--/13	L	21-27
Nov. 28	Vanderbilt	Knoxville			W	33-6
Dec. 5	Houston	Houston			L	19-33

SEC Finish: 7th

240-153

## 1954 4-6 • 1-5 SEC

Date	Opponent	Site	AP Rank			
			TV	UT/Opp	Result	Score
Sept. 25	Mississippi State	Memphis			W	19-7
Oct. 2	Duke	Durham		--/7	L	6-7
Oct. 9	Chattanooga	Knoxville			W	20-14
Oct. 16	Alabama	Knoxville			L	0-27
Oct. 23	Dayton	Knoxville			W	14-7
Oct. 30	North Carolina	Knoxville			W	26-20
Nov. 6	Georgia Tech	Atlanta			L	7-28
Nov. 13	Florida (HC)	Knoxville			L	0-14
Nov. 20	Kentucky	Knoxville			L	13-14
Nov. 27	Vanderbilt	Nashville			L	0-26

SEC Finish: T-11th

105-164



## BOWDEN WYATT

1955-62

A legendary player at Tennessee, he returned as head coach after winning championships at Wyoming and Arkansas. In his second season with the Vols, he was voted national coach of the year in recognition for guiding the Orange to the SEC championship. He remained as coach for eight years.

Coaching record: 49-29-4.

## 1955 6-3-1 • 3-2-1 SEC

Date	Opponent	Site	AP Rank			
			TV	UT/Opp	Result	Score
Sept. 24	Mississippi State	Knoxville			L	7-13
Oct. 1	Duke	Knoxville		--/16	L	0-21
Oct. 8	Chattanooga	Knoxville			W	13-0
Oct. 15	Alabama	Birmingham			W	20-0
Oct. 22	Dayton	Knoxville			W	53-7
Oct. 29	North Carolina	Chapel Hill			W	48-7
Nov. 5	Ga. Tech (HC)	Knoxville		--/8	T	7-7
Nov. 12	Florida	Gainesville			W	20-0
Nov. 19	Kentucky	Lexington		17/--	L	0-23
Nov. 26	Vanderbilt	Knoxville		--/19	W	20-14

SEC Finish: 4th

188-92

## 1956 10-1 • 6-0 SEC SEC CHAMPIONS

Date	Opponent	Site	AP Rank			Score
			TV	UT/Opp	Result	
Sept. 29	Auburn	Birmingham			W	35-7
Oct. 6	Duke	Durham		9/--	W	33-20
Oct. 13	Chattanooga	Knoxville		6/--	W	42-20
Oct. 20	Alabama	Knoxville		7/--	W	24-0
Oct. 27	Maryland	Knoxville		4/--	W	34-7
Nov. 3	North Carolina (HC)	Knoxville		3/--	W	20-0
Nov. 10	Georgia Tech	Atlanta		3/2	W	6-0
Nov. 17	Mississippi	Knoxville		1/19	W	27-7
Nov. 24	Kentucky	Knoxville		2/--	W	20-7
Dec. 1	Vanderbilt	Nashville		2/--	W	27-7

### Sugar Bowl

Jan. 1	Baylor	New Orleans	ABC	2/13	L	7-13
--------	--------	-------------	-----	------	---	------

**SEC Finish: 1st • 2nd AP 275-88**

## 1957 8-3 • 4-3 SEC

Date	Opponent	Site	AP Rank			Score
			TV	UT/Opp	Result	
Sept. 28	Auburn	Knoxville		8/--	L	0-7
Oct. 5	Mississippi State	Knoxville			W	14-9
Oct. 12	Chattanooga	Knoxville		19/--	W	28-13
Oct. 19	Alabama	Birmingham			W	14-0
Oct. 26	Maryland	College Park			W	16-0
Nov. 2	North Carolina	Chapel Hill		17/--	W	35-0
Nov. 9	Ga. Tech (HC)	Knoxville		9/18	W	21-6
Nov. 16	Mississippi	Memphis		7/8	L	7-14
Nov. 23	Kentucky	Lexington		12/--	L	6-20
Nov. 30	Vanderbilt	Knoxville		18/--	W	20-6

### Gator Bowl

Dec. 28	Texas A&M	Jacksonville	CBS	13/9	W	3-0
---------	-----------	--------------	-----	------	---	-----

**SEC Finish: 5th • 13th AP 164-75**

## 1958 4-6 • 4-3 SEC

Date	Opponent	Site	AP Rank			Score
			TV	UT/Opp	Result	
Sept. 27	Auburn	Birmingham	NBC	--/3	L	0-13
Oct. 4	Mississippi State	Memphis		--/11	W	13-8
Oct. 11	Georgia Tech	Atlanta			L	7-21
Oct. 18	Alabama	Knoxville			W	14-7
Oct. 25	Florida State	Knoxville			L	0-10
Nov. 1	North Carolina	Knoxville		--/17	L	7-21
Nov. 8	Chattanooga	Knoxville			L	6-14
Nov. 15	Mississippi (HC)	Knoxville		--/7	W	18-16
Nov. 22	Kentucky	Knoxville			L	2-6
Nov. 29	Vanderbilt	Nashville		--/15	W	10-6

**SEC Finish: 5th 77-122**

## 1959 5-4-1 • 3-4-1 SEC

Date	Opponent	Site	AP Rank			Score
			TV	UT/Opp	Result	
Sept. 26	Auburn	Knoxville		--/3	W	3-0
Oct. 3	Mississippi State	Knoxville		9/--	W	22-6
Oct. 10	Georgia Tech	Knoxville		8/3	L	7-14
Oct. 17	Alabama	Birmingham		14/--	T	7-7
Oct. 24	Chattanooga	Knoxville			W	23-0
Oct. 31	North Carolina	Chapel Hill		20/--	W	29-7
Nov. 7	LSU (HC)	Knoxville		13/1	W	14-13
Nov. 14	Mississippi	Memphis		9/--	L	7-37
Nov. 21	Kentucky	Lexington		20/--	L	0-20
Nov. 28	Vanderbilt	Knoxville			L	0-14

**SEC Finish: 8th 112-118**

## 1960 6-2-2 • 3-2-2 SEC

Date	Opponent	Site	AP Rank			Score
			TV	UT/Opp	Result	
Sept. 24	Auburn	Birmingham			W	10-3
Oct. 1	Mississippi State	Memphis		11/--	T	0-0
Oct. 8	Tampa	Knoxville			W	62-7
Oct. 15	Alabama	Knoxville		--/15	W	20-7
Oct. 22	Chattanooga	Knoxville		12/--	W	35-0
Oct. 29	North Carolina	Knoxville		11/--	W	27-14
Nov. 5	Georgia Tech	Atlanta		8/--	L	7-14
Nov. 12	Mississippi (HC)	Knoxville		14/4	L	3-24

Date	Opponent	Site	AP Rank			Score
			TV	UT/Opp	Result	
Nov. 19	Kentucky	Knoxville			T	10-10
Nov. 26	Vanderbilt	Nashville			W	35-0

**SEC Finish: T-5th 209-79**

## 1961 6-4 • 4-3 SEC

Date	Opponent	Site	AP Rank			Score
			TV	UT/Opp	Result	
Sept. 30	Auburn	Knoxville			L	21-24
Oct. 7	Miss. State (HC)	Knoxville			W	17-3
Oct. 14	Tulsa	Knoxville			W	52-6
Oct. 21	Alabama	Birmingham	ABC	--/5	L	3-34
Oct. 28	Chattanooga	Knoxville			W	20-7
Nov. 4	North Carolina	Chapel Hill			L	21-22
Nov. 11	Georgia Tech	Knoxville		--/9	W	10-6
Nov. 18	Mississippi	Memphis		--/6	L	10-24
Nov. 25	Kentucky	Lexington			W	26-16
Dec. 2	Vanderbilt	Knoxville			W	41-7

**SEC Finish: T-4th 221-149**

## 1962 4-6 • 2-6 SEC

Date	Opponent	Site	AP Rank			Score
			TV	UT/Opp	Result	
Sept. 29	Auburn	Birmingham			L	21-22
Oct. 6	Miss State	Memphis			L	6-7
Oct. 13	Georgia Tech	Atlanta			L	0-17
Oct. 20	Alabama	Knoxville	CBS	--/2	L	7-27
Oct. 27	Chattanooga	Knoxville			W	48-14
Nov. 3	Wake Forest	Knoxville			W	23-0
Nov. 10	Tulane	Knoxville			W	28-16
Nov. 17	Mississippi (HC)	Knoxville		--/3	L	6-19
Nov. 24	Kentucky	Knoxville			L	10-12
Dec. 1	Vanderbilt	Nashville			W	30-0

**SEC Finish: 10th 179-134**



## JIM McDONALD

1963

After serving since 1955 as an assistant to Bowden Wyatt, this one-time Ohio State football and basketball star was elevated to the head coach position in the summer of 1963 and served for one season. He then remained on the athletic staff as assistant athletic director.

**Coaching record: 5-5.**

## 1963 5-5 • 3-5 SEC

Date	Opponent	Site	AP Rank			Score
			TV	UT/Opp	Result	
Sept. 21	Richmond	Knoxville			W	34-6
Sept. 28	Auburn	Knoxville			L	19-23
Oct. 5	Mississippi State	Knoxville			L	0-7
Oct. 12	Georgia Tech (HC)	Knoxville			L	7-23
Oct. 19	Alabama	Birmingham		--/9	L	0-35
Oct. 26	Chattanooga	Knoxville			W	49-7
Nov. 9	Tulane	New Orleans			W	26-0
Nov. 16	Mississippi	Memphis		--/3	L	0-20
Nov. 23	Kentucky	Lexington			W	19-0
Nov. 30	Vanderbilt	Knoxville			W	14-0

**SEC Finish: 8th 168-121**



## DOUG DICKEY

1964-69

He was hired off the staff of Arkansas to head up the job of rebuilding Tennessee's football fortunes and succeeded in leading the Vols to SEC championships in 1967 and 1969. The former Florida quarterback returned to his alma mater as head coach following the 1969 season.

**Coaching record: 46-15-4.**

**1964 4-5-1 • 1-5-1 SEC**

Date	Opponent	Site	AP Rank			Result	Score
			TV	UT/Opp	Result		
Sept. 19	Chattanooga	Knoxville				W	10-6
Sept. 26	Auburn	Birmingham		--/8	L	0-3	
Oct. 3	Mississippi State N	Memphis				W	14-13
Oct. 10	Boston College	Knoxville				W	16-14
Oct. 17	Alabama	Knoxville		--/3	L	8-19	
Oct. 24	LSU	Baton Rouge	NBC	--/7	T	3-3	
Nov. 7	Georgia Tech	Atlanta		--/7	W	22-14	
Nov. 14	Mississippi (HC)	Knoxville				L	0-30
Nov. 21	Kentucky	Knoxville				L	7-12
Nov. 28	Vanderbilt	Nashville				L	0-7

**SEC Finish: 10th 80-121****1965 8-1-2 • 3-1-2 SEC**

Date	Opponent	Site	AP Rank			Result	Score
			TV	UT/Opp	Result		
Sept. 18	Army	Knoxville				W	21-0
Sept. 25	Auburn	Knoxville				T	13-13
Oct. 9	South Carolina (HC)	Knoxville				W	24-3
Oct. 16	Alabama	Birmingham				T	7-7
Oct. 23	Houston	Knoxville				W	17-8
Nov. 6	Georgia Tech	Knoxville		--/7	W	21-7	
Nov. 13	Mississippi	Memphis	NBC	8/--	L	13-14	
Nov. 20	Kentucky	Lexington				W	19-3
Nov. 27	Vanderbilt	Knoxville		9/--	W	21-3	
Dec. 4	UCLA			7/5	W	37-34	

**Bluebonnet Bowl**

Dec. 18 Tulsa Houston NBC 7/-- W 27-6

**SEC Finish: T-3rd • 10th AP 220-98****1966 8-3 • 4-2 SEC**

Date	Opponent	Site	AP Rank			Result	Score
			TV	UT/Opp	Result		
Sept. 24	Auburn	Birmingham				W	28-0
Oct. 1	Rice	Knoxville		10/--	W	23-3	
Oct. 8	Georgia Tech	Atlanta	ABC	8/9	L	3-6	
Oct. 15	Alabama	Knoxville		--/3	L	10-11	
Oct. 22	South Carolina	Knoxville				W	29-17
Oct. 29	Army	Memphis				W	38-7
Nov. 5	Chattanooga	Knoxville		10/--	W	28-10	
Nov. 12	Mississippi (HC)	Knoxville		10/--	L	7-14	
Nov. 19	Kentucky	Knoxville	ABC			W	28-19
Nov. 26	Vanderbilt	Nashville				W	28-0

**Gator Bowl**

Dec. 31 Syracuse Jacksonville ABC W 18-12

**SEC Finish: 5th 240-99****1967 9-2 • 6-0 SEC****NATIONAL CHAMPIONS  
LITKENHOUS****SEC CHAMPIONS**

Date	Opponent	Site	AP Rank			Result	Score
			TV	UT/Opp	Result		
Sept. 16	UCLA N	Los Angeles		9/8	L	16-20	
Sept. 30	Auburn	Knoxville				W	27-13
Oct. 14	Georgia Tech	Knoxville	ABC			W	24-13
Oct. 21	Alabama	Birmingham		7/6	W	24-13	
Oct. 28	LSU	Knoxville		4/--	W	17-14	
Nov. 4	Tampa	Tampa		3/--	W	38-0	
Nov. 11	Tulane (HC)	Knoxville		2/--	W	35-14	
Nov. 18	Mississippi	Memphis		2/--	W	20-7	
Nov. 25	Kentucky	Lexington		2/--	W	17-7	
Dec. 2	Vanderbilt	Knoxville		2/--	W	41-14	

**Orange Bowl**

Jan. 1 Oklahoma N Miami NBC 2/3 L 24-26

**SEC Finish: 1st • 2nd AP 283-141****1968 8-2-1 • 4-1-1 SEC**

Date	Opponent	Site	AP Rank			Result	Score
			TV	UT/Opp	Result		
Sept. 14	*Georgia	Knoxville	ABC	9/--	T	17-17	
Sept. 28	Memphis St.	Knoxville		16/--	W	24-17	
Oct. 5	Rice N	Houston		15/--	W	52-0	

Oct. 12	Georgia Tech	Atlanta		10/--	W	24-7
Oct. 19	Alabama	Knoxville	ABC	8/--	W	10-9
Nov. 2	UCLA (HC)	Knoxville		5/--	W	42-18
Nov. 9	Auburn N	Birmingham		5/--	L	14-28
Nov. 16	Mississippi	Knoxville		11/--	W	31-0
Nov. 23	Kentucky	Knoxville		8/--	W	24-7
Nov. 30	Vanderbilt	Nashville		7/--	W	10-7

**Cotton Bowl**

Jan. 1 Texas Dallas CBS 8/5 L 13-36

**SEC Finish: 2nd • 13th AP 261-146***\*First game played on Tartan Turf in Neyland Stadium***1969 9-2 • 5-1 SEC****SEC CHAMPIONS**

Date	Opponent	Site	AP Rank			Result	Score
			TV	UT/Opp	Result		
Sept. 20	*TN-Chattanooga	Knoxville		15/--	W	31-0	
Sept. 27	Auburn	Knoxville	ABC	19/17	W	45-19	
Oct. 4	Memphis State N	Memphis		10/--	W	55-16	
Oct. 11	Georgia Tech	Knoxville		10/--	W	26-8	
Oct. 18	Alabama	Birmingham		7/20	W	41-14	
Nov. 1	Georgia	Athens		3/11	W	17-3	
Nov. 8	South Carolina (HC)	Knoxville		3/--	W	29-14	
Nov. 15	Mississippi	Jackson		3/18	L	0-38	
Nov. 22	Kentucky	Lexington		9/--	W	31-26	
Nov. 29	Vanderbilt	Knoxville		10/--	W	40-27	

**Gator Bowl**

Dec. 27 Florida Jacksonville NBC 11/14 L 13-14

**SEC Finish: 1st • 15th AP 328-179****BILL BATTLE**

1970-76

The youngest head coach in the nation when he took over the Vol reins at age 28. Battle molded three teams that ranked in the top 10 nationally and took the Vols to five straight bowls.

**Coaching record: 59-22-2.****1970 11-1 • 4-1 SEC**

Date	Opponent	Site	AP Rank			Result	Score
			TV	UT/Opp	Result		
Sept. 19	SMU	Knoxville				W	28-3
Sept. 26	Auburn	Birmingham		17/--	L	23-36	
Oct. 3	Army	Knoxville				W	48-3
Oct. 10	Georgia Tech	Atlanta		20/13	W	17-6	
Oct. 17	Alabama	Knoxville		14/--	W	24-0	
Oct. 24	Florida	Knoxville	ABC	11/--	W	38-7	
Oct. 31	Wake Forest	Memphis		9/--	W	41-7	
Nov. 7	South Carolina	Columbia		8/--	W	20-18	
Nov. 21	Kentucky (HC)	Knoxville		8/--	W	45-0	
Nov. 28	Vanderbilt	Nashville		7/--	W	24-6	
Dec. 5	UCLA	Knoxville		5/--	W	28-17	

**Sugar Bowl**

Jan. 1 Air Force New Orleans ABC 4/11 W 34-13

**SEC Finish: 2nd • 4th AP 370-116****1971 10-2 • 4-2 SEC**

Date	Opponent	Site	AP Rank			Result	Score
			TV	UT/Opp	Result		
Sept. 18	UCSB	Knoxville		8/--	W	48-6	
Sept. 25	Auburn	Knoxville	ABC	9/5	L	9-10	
Oct. 2	Florida N	Gainesville		12/--	W	20-13	
Oct. 9	Georgia Tech	Knoxville		13/--	W	10-6	
Oct. 16	Alabama	Birmingham		14/4	L	15-32	
Oct. 23	Mississippi State	Memphis		18/--	W	10-7	
Oct. 30	Tulsa	Knoxville		16/--	W	38-3	
Nov. 6	S. Carolina (HC)	Knoxville		11/--	W	35-6	
Nov. 20	Kentucky	Lexington		11/--	W	21-7	
Nov. 27	Vanderbilt	Knoxville		11/--	W	19-7	
Dec. 4	Penn State	Knoxville	ABC	12/5	W	31-11	

**Liberty Bowl**

Dec. 20 Arkansas N Memphis ABC 9/18 W 14-13

**SEC Finish: T-4th • 9th AP 270-121**



**1972 10-2 • 4-2 SEC**

Date	Opponent	Site	TV	AP Rank	UT/Opp	Result	Score
Sept. 9	Georgia Tech	Atlanta	ABC	15/--	W	34-3	
Sept. 16	*Penn State N	Knoxville		7/6	W	28-21	
Sept. 23	Wake Forest	Knoxville		5/--	W	45-6	
Sept. 30	Auburn	Birmingham		4/--	L	6-10	
Oct. 7	Memphis State	Memphis		10/--	W	38-7	
Oct. 21	Alabama	Knoxville		10/3	L	10-17	
Oct. 28	Hawaii	Knoxville		14/--	W	34-2	
Nov. 4	Georgia	Athens		13/--	W	14-0	
Nov. 18	Mississippi (HC)	Knoxville		13/--	W	17-0	
Nov. 25	Kentucky	Knoxville		12/--	W	17-7	
Dec. 2	Vanderbilt	Nashville		12/--	W	30-10	

**Astro Bluebonnet Bowl**

Dec. 30	LSU N	Houston	MIZ	11/10	W	24-17
---------	-------	---------	-----	-------	---	-------

**SEC Finish: 4th • 8th AP 297-100**

\*First night game played at Neyland Stadium.

**1973 8-4 • 3-3 SEC**

Date	Opponent	Site	TV	AP Rank	UT/Opp	Result	Score
Sept. 15	Duke N	Knoxville		9/--	W	21-17	
Sept. 22	Army	West Point		10/--	W	37-18	
Sept. 29	Auburn	Knoxville		9/11	W	21-0	
Oct. 6	Kansas	Memphis		9/--	W	28-27	
Oct. 13	Georgia Tech	Knoxville		8/--	W	20-14	
Oct. 20	Alabama	Birmingham	ABC	10/2	L	21-42	
Oct. 27	Texas Christian	Knoxville		14/--	W	39-7	
Nov. 3	Georgia (HC)	Knoxville		11/--	L	31-35	
Nov. 17	Mississippi	Jackson	ABC	16/--	L	18-28	
Nov. 24	Kentucky	Lexington			W	16-14	
Dec. 1	Vanderbilt	Knoxville		19/--	W	20-17	

**Gator Bowl**

Dec. 29	Texas Tech N	Jacksonville	ABC	20/11	L	19-28
---------	--------------	--------------	-----	-------	---	-------

**SEC Finish: 4th • 19th AP 291-247**

**1974 7-3-2 • 2-3-1 SEC**

Date	Opponent	Site	TV	AP Rank	UT/Opp	Result	Score
Sept. 7	UCLA	Knoxville	ABC	16/12	T	17-17	
Sept. 21	Kansas N	Knoxville		17t/--	W	17-3	
Sept. 28	Auburn	Auburn		14/--	L	0-21	
Oct. 5	Tulsa	Knoxville			W	17-10	
Oct. 12	LSU N	Baton Rouge			L	10-20	
Oct. 19	Alabama	Knoxville		--/4	L	6-28	
Oct. 26	Clemson	Knoxville			W	29-28	
Nov. 9	Memphis State	Knoxville			W	34-6	
Nov. 16	Mississippi	Memphis			W	29-17	
Nov. 23	Kentucky (HC)	Knoxville			W	24-7	
Nov. 30	Vanderbilt	Nashville			T	21-21	

**Liberty Bowl**

Dec. 16	Maryland N	Memphis	ABC	--/10	W	7-3
---------	------------	---------	-----	-------	---	-----

**SEC Finish: T-7th • 20th AP 211-181**

**1975 7-5 • 3-3 SEC**

Date	Opponent	Site	TV	AP Rank	UT/Opp	Result	Score
Sept. 13	Maryland N	Knoxville		20/14	W	26-8	
Sept. 20	UCLA	Los Angeles	ABC	10/12	L	28-34	
Sept. 27	Auburn	Knoxville		16/--	W	21-17	
Oct. 11	Louisiana State	Knoxville		19/--	W	24-10	
Oct. 18	Alabama	Birmingham		16/6	L	7-30	
Oct. 25	No. Texas State	Knoxville			L	14-21	
Nov. 1	Colorado State	Knoxville			W	28-7	
Nov. 8	Utah (HC)	Knoxville			W	40-7	
Nov. 15	Mississippi	Memphis			L	6-23	
Nov. 22	Kentucky	Lexington			W	17-13	
Nov. 29	Vanderbilt	Knoxville			L	14-17	
Dec. 6	Hawaii N	Honolulu			W	28-6	


**SEC Finish: 5th 253-193**

**1976 6-5 • 2-4 SEC**

Date	Opponent	Site	TV	AP Rank	UT/Opp	Result	Score
Sept. 11	Duke N	Knoxville			L	18-21	
Sept. 18	Texas Christian N	Knoxville			W	31-0	

Sept. 25	Auburn	Birmingham	ABC		L	28-38
Oct. 2	Clemson	Knoxville			W	21-19
Oct. 9	Georgia Tech	Atlanta			W	42-7
Oct. 16	Alabama	Knoxville	ABC	--/20	L	13-20
Oct. 23	Florida	Knoxville		--/11	L	18-20
Nov. 6	Memphis State	Memphis			W	21-4
Nov. 13	Mississippi (HC)	Knoxville			W	32-6
Nov. 20	Kentucky	Knoxville			L	0-7
Nov. 27	Vanderbilt	Nashville			W	13-10

**SEC Finish: 8th 237-162**



**JOHNNY MAJORS**

1977-92

A Vol All-American tailback in the mid-1950s, Majors returned to his alma mater as the University's 19th head coach after guiding Pittsburgh to the national championship in 1976.

**Coaching record: 116-62-8.**

**1977 4-7 • 1-5 SEC**

Date	Opponent	Site	TV	AP Rank	UT/Opp	Result	Score
Sept. 10	California N	Knoxville			L	17-27	
Sept. 17	Boston College N	Knoxville			W	24-18	
Sept. 24	Auburn	Knoxville			L	12-14	
Oct. 1	Oregon State	Knoxville			W	41-10	
Oct. 8	Georgia Tech	Knoxville			L	8-24	
Oct. 15	Alabama	Birmingham		--/4	L	10-24	
Oct. 22	Florida	Gainesville		--/19	L	17-27	
Nov. 5	Memphis St. (HC)	Knoxville			W	27-14	
Nov. 12	Mississippi	Memphis			L	14-43	
Nov. 19	Kentucky	Lexington		--/7	L	17-21	
Nov. 26	Vanderbilt	Knoxville			W	42-7	

**SEC Finish: 8th 229-229**

**1978 5-5-1 • 3-3 SEC**

Date	Opponent	Site	TV	AP Rank	UT/Opp	Result	Score
Sept. 16	UCLA N	Knoxville		--/9	L	0-13	
Sept. 23	Oregon State N	Knoxville			T	13-13	
Sept. 30	Auburn	Birmingham	ABC		L	10-29	
Oct. 7	Army	Knoxville			W	31-13	
Oct. 21	Alabama	Knoxville		--/4	L	17-30	
Oct. 28	Mississippi State	Memphis			L	21-34	
Nov. 4	Duke	Knoxville			W	34-0	
Nov. 11	Notre Dame	South Bend		--/14	L	14-31	
Nov. 18	Mississippi (HC)	Knoxville			W	41-17	
Nov. 25	Kentucky	Knoxville			W	29-14	
Dec. 2	Vanderbilt	Nashville			W	41-15	

**SEC Finish: T-4th 251-209**

**1979 7-5 • 3-3 SEC**

Date	Opponent	Site	TV	AP Rank	UT/Opp	Result	Score
Sept. 15	Boston College N	Chestnut Hill			W	28-16	
Sept. 22	Utah N	Knoxville			W	51-18	
Sept. 29	Auburn	Knoxville			W	35-17	
Oct. 6	Mississippi State	Memphis		19/--	L	9-28	
Oct. 13	Georgia Tech	Knoxville			W	31-0	
Oct. 20	Alabama	Birmingham		18/1	L	17-27	
Nov. 3	Rutgers (HC)	Knoxville		17/--	L	7-13	
Nov. 10	Notre Dame	Knoxville		--/13	W	40-18	
Nov. 17	Mississippi	Jackson		19/--	L	20-44	
Nov. 24	Kentucky	Lexington			W	20-17	
Dec. 1	Vanderbilt	Knoxville			W	31-10	

**Bluebonnet Bowl**

Dec. 31	Purdue N	Houston	MIZ	--/12	L	22-27
---------	----------	---------	-----	-------	---	-------

**SEC Finish: T-5th 311-235**

**1980 5-6 • 3-3 SEC**

Date	Opponent	Site	TV	AP Rank	UT/Opp	Result	Score
Sept. 6	Georgia N	Knoxville		--/16	L	15-16	
Sept. 13	Southern Cal N	Knoxville		--/5	L	17-20	
Sept. 20	Washington State	Knoxville			W	35-23	
Sept. 27	Auburn	Auburn		--/18	W	42-0	



Oct. 11	Georgia Tech	Atlanta	ABC	--/1	W	23-10
Oct. 18	Alabama	Knoxville			L	0-27
Oct. 25	Pittsburgh	Knoxville		--/12	L	6-30
Nov. 1	Virginia (HC)	Knoxville			L	13-16
Nov. 15	Mississippi	Memphis			L	9-20
Nov. 22	Kentucky	Knoxville			W	45-14
Nov. 29	Vanderbilt	Nashville			W	51-13

**SEC Finish: 6th** **256-189**

**1981** **8-4 • 3-3 SEC**

AP Rank						
Date	Opponent	Site	TV	UT/Opp	Result	Score
Sept. 5	Georgia	Athens		--/10	L	0-44
Sept. 12	Southern Cal N	Los Angeles		--/5	L	7-43
Sept. 19	Colorado St. N	Knoxville			W	42-0
Sept. 26	Auburn	Knoxville			W	10-7
Oct. 10	Georgia Tech	Knoxville			W	10-7
Oct. 17	Alabama	Birmingham		--/15	L	19-38
Oct. 24	Memphis State	Memphis			W	28-9
Nov. 7	Wichita St. (HC)	Knoxville			W	24-21
Nov. 14	Mississippi	Knoxville			W	28-20
Nov. 21	Kentucky	Lexington			L	10-21
Nov. 28	Vanderbilt	Knoxville			W	38-34

**Garden State Bowl**  
Dec. 13 Wisconsin E. Rutherford MIZ W 28-21

**SEC Finish: T-4th** **244-265**

**1982** **6-5-1 • 3-2-1 SEC**

AP Rank						
Date	Opponent	Site	TV	UT/Opp	Result	Score
Sept. 4	Duke N	Knoxville			L	24-25
Sept. 11	Iowa State N	Knoxville			W	23-21
Sept. 25	Auburn	Auburn			L	14-24
Oct. 2	Washington State	Knoxville			W	10-3
Oct. 9	LSU N	Baton Rouge		--/18	T	24-24
Oct. 16	Alabama	Knoxville		--/2	W	35-28
Oct. 23	Georgia Tech	Atlanta	ABC		L	21-31
Nov. 6	Memphis St. (HC)	Knoxville			W	29-3
Nov. 13	Mississippi	Jackson			W	30-17
Nov. 20	Kentucky	Knoxville			W	28-7
Nov. 27	Vanderbilt	Nashville			L	21-28

**Peach Bowl**  
Dec. 31 Iowa Atlanta CBS L 22-28

**SEC Finish: 5th** **281-239**

**1983** **9-3 • 4-2 SEC**

AP Rank						
Date	Opponent	Site	TV	UT/Opp	Result	Score
Sept. 3	Pittsburgh N	Knoxville			L	3-13
Sept. 10	New Mexico N	Knoxville			W	31-6
Sept. 24	Auburn	Knoxville		--/11	L	14-37
Oct. 1	The Citadel	Memphis			W	45-6
Oct. 8	LSU N	Knoxville	TBS		W	20-6
Oct. 15	Alabama	Birmingham		--/11	W	41-34
Oct. 22	Georgia Tech	Knoxville			W	37-3
Oct. 29	Rutgers	East Rutherford			W	7-0
Nov. 12	Mississippi N (HC)	Knoxville	TBS		L	10-13
Nov. 19	Kentucky	Lexington	CBS		W	10-0
Nov. 26	Vanderbilt	Knoxville	CBS		W	34-24

**Florida Citrus Bowl**  
Dec. 17 Maryland N Orlando MIZ/ESPN--/16t W 30-23

**SEC Finish: T-3rd** **282-165**

**1984** **7-4-1 • 3-3 SEC**

AP Rank						
Date	Opponent	Site	TV	UT/Opp	Result	Score
Sept. 1	Washington St. N	Knoxville			W	34-27
Sept. 15	Utah N	Knoxville			W	27-21
Sept. 22	Army	Knoxville			T	24-24
Sept. 29	Auburn	Auburn	TBS	--/20	L	10-29
Oct. 13	Florida	Knoxville		--/18	L	30-43
Oct. 20	Alabama	Knoxville			W	28-27
Oct. 27	Georgia Tech	Atlanta			W	24-21
Nov. 10	Memphis St. (HC)	Knoxville			W	41-9
Nov. 17	Mississippi	Jackson			W	41-17
Nov. 24	Kentucky	Knoxville			L	12-17
Dec. 1	Vanderbilt	Nashville	TBS		W	29-13

**Sun Bowl**  
Dec. 22 Maryland El Paso CBS --/12 L 27-28

**SEC Finish: T-5th** **327-276**

**1985** **9-1-2 • 5-1 SEC**

**SEC CHAMPIONS**

AP Rank						
Date	Opponent	Site	TV	UT/Opp	Result	Score
Sept. 14	UCLA	Knoxville	ABC	--/10	T	26-26
Sept. 28	Auburn	Knoxville	ABC	--/1	W	38-20
Oct. 5	Wake Forest	Knoxville		16/--	W	31-29
Oct. 12	Florida	Gainesville		14/7	L	10-17
Oct. 19	Alabama	Birmingham	TBS	20/15	W	16-14
Oct. 26	Georgia Tech N	Knoxville	ESPN	16/--	T	6-6
Nov. 2	Rutgers (HC)	Knoxville		19/--	W	40-0
Nov. 9	Memphis State	Memphis		19/--	W	17-7
Nov. 16	Mississippi	Knoxville	TBS	18/--	W	34-14
Nov. 23	Kentucky	Lexington	TBS	16/--	W	42-0
Nov. 30	Vanderbilt	Knoxville	TBS	10/--	W	30-0

**Sugar Bowl**  
Jan. 1 Miami (Fla.) N New Orleans ABC 8/2 W 35-7

**SEC Finish: 1st • 4th AP** **325-140**

**1986** **7-5 • 3-3 SEC**

AP Rank						
Date	Opponent	Site	TV	UT/Opp	Result	Score
Sept. 6	New Mexico N	Knoxville		10/--	W	35-21
Sept. 13	Mississippi State	Knoxville	TBS	8/--	L	23-27
Sept. 27	Auburn	Auburn	ABC	--/8	L	8-34
Oct. 4	Texas-El Paso	Knoxville			W	26-16
Oct. 11	Army	Knoxville			L	21-25
Oct. 18	Alabama	Knoxville	ABC	--/2	L	28-56
Oct. 25	Georgia Tech N	Atlanta	TBS		L	13-14
Nov. 8	Memphis St. (HC)	Knoxville			W	33-3
Nov. 15	Mississippi	Jackson	TBS	--/20	W	22-10
Nov. 22	Kentucky	Knoxville			W	28-9
Nov. 29	Vanderbilt	Nashville			W	35-20

**Liberty Bowl**  
Dec. 29 Minnesota N Memphis Raycom W 21-14

**SEC Finish: 6th** **293-249**

**1987** **10-2-1 • 4-1-1 SEC**

AP Rank						
Date	Opponent	Site	TV	UT/Opp	Result	Score
Aug. 30	Iowa	E. Rutherford	ABC	17/16	W	23-22
Sept. 5	Colorado State N	Knoxville		17/--	W	49-3
Sept. 12	Mississippi State	Starkville	TBS	14/--	W	38-10
Sept. 26	Auburn	Knoxville	TBS	11/3	T	20-20
Oct. 3	California	Knoxville	TBS	10/--	W	38-12
Oct. 17	Alabama N	Birmingham	ESPN	8/--	L	22-41
Oct. 24	Georgia Tech	Knoxville		13/--	W	29-15
Oct. 31	Boston College	Chestnut Hill	GAI	13/--	L	18-20
Nov. 7	Louisville	Knoxville		19/--	W	41-10
Nov. 14	Mississippi (HC)	Knoxville		18/--	W	55-13
Nov. 21	Kentucky	Lexington		15/--	W	24-22
Nov. 28	Vanderbilt	Knoxville	WZTV	16/--	W	38-36

**Peach Bowl**  
Jan. 2 Indiana Atlanta MIZ 17/-- W 27-22

**SEC Finish: 3rd • 14th AP** **422-246**

\*Kickoff Classic V

**1988** **5-6 • 3-4 SEC**

AP Rank						
Date	Opponent	Site	TV	UT/Opp	Result	Score
Sept. 3	Georgia N	Athens	ESPN	18/12	L	17-28
Sept. 10	Duke N	Knoxville			L	26-31
Sept. 17	LSU	Knoxville	TBS	--/9	L	9-34
Sept. 24	Auburn	Auburn	CBS	--/4	L	6-38
Oct. 1	Washington State	Knoxville			L	24-52
Oct. 15	Alabama	Knoxville		--/20	L	20-28
Oct. 22	Memphis State	Memphis			W	38-25
Nov. 5	Boston College (HC)	Knoxville			W	10-7
Nov. 12	Mississippi	Oxford			W	20-12
Nov. 19	Kentucky	Knoxville			W	28-24
Nov. 26	Vanderbilt	Nashville			W	14-7

**SEC Finish: T-6th** **212-286**

## 1989 11-1 • 6-1 SEC

### SEC CHAMPIONS

Date	Opponent	Site	TV	AP Rank		Result	Score
				UT/Opp			
Sept. 2	Colorado State N	Knoxville				W	17-14
Sept. 9	UCLA N	Pasadena	PPV	--/6		W	24-6
Sept. 16	Duke N	Knoxville		17/--		W	28-6
Sept. 30	Auburn	Knoxville	CBS	12/4		W	21-14
Oct. 7	Georgia N (HC)	Knoxville	ESPN	6/--		W	17-14
Oct. 21	Alabama	Birmingham	CBS	6/10	L		30-47
Oct. 28	LSU	Baton Rouge	TBS	11/--		W	45-39
Nov. 11	Akron	Knoxville		11/--		W	52-9
Nov. 18	Mississippi	Knoxville	PPV	9/--		W	33-21
Nov. 25	Kentucky	Lexington	ESPN	8/--		W	31-10
Dec. 2	Vanderbilt	Knoxville	TBS	8/--		W	17-10

#### Cotton Bowl

Jan. 1	Arkansas	Dallas	CBS	8/10	W		31-27
--------	----------	--------	-----	------	---	--	-------

**SEC Finish: T-1st • 5th AP** **346-217**

## 1990 9-2-2 • 5-1-1 SEC

### SEC CHAMPIONS

Date	Opponent	Site	TV	AP Rank		Result	Score
				UT/Opp			
Aug. 26	*Colorado	Anaheim	NBC	8/5	T		31-31
Sept. 1	Pacific N	Knoxville	PPV	8/--		W	55-7
Sept. 8	Mississippi State	Starkville	TBS	8/--		W	40-7
Sept. 15	Texas-El Paso	Knoxville		7/--		W	56-0
Sept. 29	Auburn N	Auburn	ESPN	5/3	T		26-26
Oct. 13	Florida N (HC)	Knoxville	ESPN	5/9	W		45-3
Oct. 20	Alabama	Knoxville	ESPN	3/--	L		6-9
Nov. 3	Temple	Knoxville	PPV	11/--		W	41-20
Nov. 10	Notre Dame	Knoxville	CBS	9/1	L		29-34
Nov. 17	Mississippi	Memphis	CBS	14/15	W		22-13
Nov. 24	Kentucky	Knoxville	TBS	14/--		W	42-28
Dec. 1	Vanderbilt	Nashville	PPV	12/--		W	49-20

#### Sugar Bowl

Jan. 1	Virginia N	New Orleans	ABC	10/--	W		23-22
--------	------------	-------------	-----	-------	---	--	-------

**SEC Finish: 1st • 8th AP** **465-220**

\*Pigskin Classic I

## 1991 9-3 • 5-2 SEC

Date	Opponent	Site	TV	AP Rank		Result	Score
				UT/Opp			
Sept. 5	Louisville N	Louisville	ESPN	11/--		W	28-11
Sept. 14	UCLA	Knoxville	TBS	11/21	W		30-16
Sept. 21	Mississippi State	Knoxville	TBS	6/23	W		26-24
Sept. 28	Auburn N	Knoxville	ESPN	5/13	W		30-21
Oct. 12	Florida N	Gainesville	ESPN	4/10	L		18-35
Oct. 19	Alabama	Birmingham	ABC	8/14	L		19-24
Nov. 2	Memphis St. (HC)	Knoxville	PPV	14/--		W	52-24
Nov. 9	Notre Dame	South Bend	NBC	13/5	W		35-34
Nov. 16	Mississippi	Knoxville	PPV	10/--		W	36-25
Nov. 23	Kentucky	Lexington	TBS	10/--		W	16-7
Nov. 30	Vanderbilt	Knoxville	SPS	9/--		W	45-0

#### Fiesta Bowl

Jan. 1	Penn State	Tempe	NBC	10/6	L		17-42
--------	------------	-------	-----	------	---	--	-------

**SEC Finish: 3rd • 14th AP** **352-263**

## 1992 9-3 • 5-3 SEC

Date	Opponent	Site	TV	AP Rank		Result	Score
				UT/Opp			
Sept. 5	S'western La. N	Knoxville		22/--		W	38-3
Sept. 12	Georgia	Athens	ABC	20/14	W		34-31
Sept. 19	Florida	Knoxville	ABC	14/4	W		31-14
Sept. 26	Cincinnati (HC)	Knoxville	PPV	8/--		W	40-0
Oct. 3	LSU N	Baton Rouge	ESPN	7/--		W	20-0
Oct. 10	Arkansas	Knoxville	JP	4/--	L		24-25
Oct. 17	Alabama	Knoxville	ABC	13/4	L		10-17
Oct. 31	South Carolina	Columbia	JP	16/--	L		23-24
Nov. 14	Memphis State	Memphis	PPV	23/--		W	26-21
Nov. 21	Kentucky	Knoxville	PPV	20/--		W	34-13
Nov. 28	Vanderbilt	Nashville	PPV	18/--		W	29-25

#### Hall of Fame Bowl

Jan. 1	Boston College	Tampa	ESPN	17/16	W		38-23
--------	----------------	-------	------	-------	---	--	-------

**SEC Finish: 3rd East • 12th AP** **347-196**

**EDITOR'S NOTE:** The first three games of 1992 were credited to the coaching record of Phillip Fulmer, the other eight regular-season games to the record of Johnny Majors. Fulmer was officially named head coach Nov. 29, and the 1993 Hall of Fame Bowl game was added to his record.



## PHILLIP FULMER

### 1992-2008

After serving as an assistant coach at UT for 14 seasons, the former Vol offensive line standout was named the 20th head coach at the close of the 1992 season. The Winchester, Tenn., native presided over one of the brightest times in UT history, including a four-year span when the Vols boasted a 45-5 record, culminating in the 1998 BCS National Championship.

**Coaching record: 152-52-1.**

## 1993 10-2 • 7-1 SEC

Date	Opponent	Site	TV	AP Rank		Result	Score
				UT/Opp			
Sept. 4	Louisiana Tech N	Knoxville	PPV	10/--	W		50-0
Sept. 11	Georgia N	Knoxville	ESPN	8/22	W		38-6
Sept. 18	Florida	Gainesville	ABC	5/9	L		34-41
Sept. 25	LSU	Knoxville	JP	11/--	W		42-20
Oct. 2	Duke (HC)	Knoxville	PPV	11/--		W	52-19
Oct. 9	Arkansas	Little Rock	JP	11/--	W		28-14
Oct. 16	Alabama*	Birmingham	ABC	10/2	T		17-17
Oct. 30	South Carolina	Knoxville	JP	8/--		W	55-3
Nov. 6	Louisville	Knoxville	ABC	7/13	W		45-10
Nov. 20	Kentucky	Lexington	ESPN	7/--		W	48-0
Nov. 27	Vanderbilt	Knoxville	JP	6/--		W	62-14

#### Florida Citrus Bowl

Jan. 1	Penn State	Orlando	ABC	6/13	L		13-31
--------	------------	---------	-----	------	---	--	-------

**SEC Finish: T-1st East • 12th AP** **484-175**

\*Game later forfeited to Tennessee as a result of NCAA sanctions.

## 1994 8-4 • 5-3 SEC

Date	Opponent	Site	TV	AP Rank		Result	Score
				UT/Opp			
Sept. 3	UCLA	Pasadena	ABC	13/14	L		23-25
Sept. 10	Georgia N	Athens	ESPN	19/23	W		41-23
Sept. 17	Florida N	Knoxville	ESPN	15/1	L		0-31
Sept. 24	Mississippi State	Starkville	JP	23/--	L		21-24
Oct. 1	Washington St. (HC)	Knoxville		--/17		W	10-9
Oct. 8	Arkansas	Knoxville	PPV	11/--		W	38-21
Oct. 15	Alabama N	Knoxville	ESPN	--/10	L		13-17
Oct. 29	South Carolina	Columbia				W	31-22
Nov. 12	*Memphis	Knoxville				W	24-13
Nov. 19	Kentucky	Knoxville	JP			W	52-0
Nov. 26	Vanderbilt	Nashville	JP			W	65-0

#### Gator Bowl

Dec. 30	Virginia Tech N	Gainesville	TBS	--/17	W		45-23
---------	-----------------	-------------	-----	-------	---	--	-------

**SEC Finish: 2nd East • 22nd AP** **363-208**

## 1995 11-1 • 7-1 SEC

Date	Opponent	Site	TV	AP Rank		Result	Score
				UT/Opp			
Sept. 2	East Carolina N	Knoxville	PPV	8/--		W	27-7
Sept. 9	Georgia N	Knoxville	ESPN	8/--		W	30-27
Sept. 16	Florida	Gainesville	ABC	8/4	L		37-62
Sept. 23	Mississippi State	Knoxville	ABC	15/--		W	52-14
Sept. 30	Oklahoma St. (HC)	Knoxville	PPV	12/--		W	31-0
Oct. 7	Arkansas	Fayetteville	PPV	10/18	W		49-31
Oct. 14	Alabama N	Birmingham	ESPN	6/12	W		41-14
Oct. 28	South Carolina	Knoxville	JP	5/--		W	56-21
Nov. 4	Southern Miss	Knoxville	PPV	5/--		W	42-0
Nov. 18	Kentucky	Lexington	JP	4/--		W	34-31
Nov. 25	Vanderbilt	Knoxville	JP	5/--		W	12-7

#### Florida Citrus Bowl

Jan. 1	Ohio State	Orlando	ABC	4t/4t	W		20-14
--------	------------	---------	-----	-------	---	--	-------

**SEC Finish: 2nd East • 3rd AP** **431-228**



**EDITOR'S NOTE:** NCAA established overtime period format, which abolished the tie as a viable conclusion to a game beginning with the 1996 football season.

**1996 10-2 • 7-1 SEC**

Date	Opponent	Site	TV	AP Rank		Score
				UT/Opp	Result	
Aug. 31	UNLV N	Knoxville	PPV	2/--	W	62-3
Sept. 7	UCLA N	Knoxville	CBS	2/--	W	35-20
Sept. 21	Florida	Knoxville	CBS	2/4	L	29-35
Oct. 3	Mississippi N	Memphis	ESPN	9/--	W	41-3
Oct. 12	Georgia N	Athens	ESPN	7/--	W	29-17
Oct. 26	Alabama	Knoxville	CBS	6/7	W	20-13
Nov. 2	South Carolina	Columbia	JP	6/--	W	31-14
Nov. 9	Memphis	Memphis	CBS	6/--	L	17-21
Nov. 16	Arkansas (HC)	Knoxville	JP	12/--	W	55-14
Nov. 23	Kentucky	Knoxville	CBS	9/--	W	56-10
Nov. 30	Vanderbilt	Nashville	ESPN	9/--	W	14-7

**Florida Citrus Bowl**

Jan. 1	Northwestern	Orlando	ABC	9/11	W	48-28
--------	--------------	---------	-----	------	---	-------

**SEC Finish: 2nd East • 9th AP 437-185**

**1997 11-2 • 7-1 SEC**

**SEC CHAMPIONS**

Date	Opponent	Site	TV	AP Rank		Score
				UT/Opp	Result	
Aug. 30	Texas Tech N	Knoxville	ESPN	5/--	W	52-17
Sept. 6	UCLA	Pasadena	ABC	3/--	W	30-24
Sept. 20	Florida	Gainesville	CBS	4/2	L	20-33
Oct. 4	Mississippi	Knoxville	CBS	9/--	W	31-17
Oct. 11	Georgia	Knoxville	CBS	9/13	W	38-13
Oct. 18	Alabama N	Birmingham	ESPN	9/7	W	38-21
Nov. 1	South Carolina	Knoxville	JP	8/--	W	22-7
Nov. 8	So. Miss. (HC)	Knoxville	PPV	8/24	W	44-20
Nov. 15	Arkansas N	Little Rock	ESPN2	5/--	W	30-22
Nov. 22	Kentucky	Lexington	ESPN2	5/--	W	59-31
Nov. 29	Vanderbilt	Knoxville	CBS	3/--	W	17-10

**SEC Championship Game**

Dec. 6	Auburn N	Atlanta	ABC	3/11	W	30-29
--------	----------	---------	-----	------	---	-------

**Orange Bowl**

Jan. 2	Nebraska N	Miami	CBS	3/2	L	17-42
--------	------------	-------	-----	-----	---	-------

**SEC Finish: 1st/1st East • 7th AP 428-286**

**1998 13-0 • 8-0 SEC**

**NATIONAL CHAMPIONS**

**NCAA CONSENSUS**

**SEC CHAMPIONS**

Date	Opponent	Site	TV	AP Rank		Score
				UT/Opp	Result	
Sept. 5	Syracuse	Syracuse	ESPN	10/17	W	34-33
Sept. 19	*Florida N	Knoxville	CBS	6/2	W	20-17 OT
Sept. 26	Houston N	Knoxville	PPV	4/--	W	42-7
Oct. 3	Auburn	Auburn	CBS	3/--	W	17-9
Oct. 10	Georgia	Athens	CBS	4/7	W	22-3
Oct. 24	Alabama	Knoxville	CBS	3/--	W	35-18
Oct. 31	South Carolina	Columbia	JP	3/--	W	49-14
Nov. 7	UAB (HC)	Knoxville	PPV	2/--	W	37-13
Nov. 14	Arkansas	Knoxville	CBS	1/10	W	28-24
Nov. 21	Kentucky	Knoxville	CBS	1/--	W	59-21
Nov. 28	Vanderbilt	Nashville	ESPN2	1/--	W	41-0

**SEC Championship Game**

Dec. 5	Mississippi St. N	Atlanta	ABC	1/23	W	24-14
--------	-------------------	---------	-----	------	---	-------

**Fiesta Bowl**

Jan. 4	Florida State N	Tempe	ABC	1/2	W	23-16
--------	-----------------	-------	-----	-----	---	-------

**SEC Finish: 1st/1st East • 1st AP 431-189**

\*First overtime game in Neyland Stadium and for Tennessee

**1999 9-3 • 6-2 SEC**

Date	Opponent	Site	TV	AP Rank		Score
				UT/Opp	Result	
Sept. 4	Wyoming N	Knoxville	ESPN2	2/--	W	42-17
Sept. 18	Florida N	Gainesville	CBS	2/4t	L	21-23
Sept. 25	Memphis (HC)	Knoxville	PPV	7/--	W	17-16
Oct. 2	Auburn N	Knoxville	ESPN	7/--	W	24-0
Oct. 9	Georgia N	Knoxville	ESPN	6/10	W	37-20
Oct. 23	Alabama	Tuscaloosa	CBS	5/10	W	21-7
Oct. 30	South Carolina	Knoxville	PPV	4/--	W	30-7
Nov. 6	Notre Dame N	Knoxville	ESPN	4/24	W	38-14
Nov. 13	Arkansas	Fayetteville	JP	3/--	L	24-28
Nov. 20	Kentucky	Lexington	JP	7/--	W	56-21
Nov. 27	Vanderbilt	Knoxville	CBS	6/--	W	38-10

**Fiesta Bowl**

Jan. 2	Nebraska N	Tempe	ABC	6/3	L	21-31
--------	------------	-------	-----	-----	---	-------

**SEC Finish: 2nd East • 9th AP 369-194**

**2000 8-4 • 5-3 SEC**

Date	Opponent	Site	TV	AP Rank		Score
				UT/Opp	Result	
Sept. 2	Southern Miss N	Knoxville	ESPN	13/22	W	19-16
Sept. 16	Florida	Knoxville	CBS	11/6	L	23-27
Sept. 23	La.-Monroe (HC)	Knoxville	PPV	13/--	W	70-3
Sept. 30	LSU N	Baton Rouge	ESPN	11/--	L	31-38 OT
Oct. 7	Georgia N	Athens	ESPN	21/19	L	10-21
Oct. 21	Alabama	Knoxville	CBS		W	20-10
Oct. 28	South Carolina	Columbia	JP	--/17	W	17-14
Nov. 4	Memphis	Memphis	Fox		W	19-17
Nov. 11	Arkansas	Knoxville	JP		W	63-20
Nov. 18	Kentucky	Knoxville	JP		W	59-20
Nov. 25	Vanderbilt	Nashville	JP	25/--	W	28-26

**Cotton Bowl**

Jan. 1	Kansas State	Dallas	Fox	21/11	L	21-35
--------	--------------	--------	-----	-------	---	-------

**SEC Finish: T-2nd East • 25th AP 380-247**

**2001 11-2 • 7-1 SEC**

Date	Opponent	Site	TV	AP Rank		Score
				UT/Opp	Result	
Sept. 1	Syracuse	Knoxville	ESPN2	8/--	W	33-9
Sept. 8	Arkansas N	Fayetteville	ESPN2	8/--	W	13-3
Sept. 29	LSU N	Knoxville	ESPN	7/14	W	26-18
Oct. 6	Georgia	Knoxville	CBS	6/--	L	24-26
Oct. 20	Alabama	Tuscaloosa	CBS	11/--	W	35-24
Oct. 27	South Carolina N	Knoxville	ESPN2	9/12	W	17-10
Nov. 3	Notre Dame	South Bend	NBC	7/--	W	28-18
Nov. 10	Memphis (HC)	Knoxville	PPV	6/--	W	49-28
Nov. 17	Kentucky	Lexington	JP	6/--	W	38-35
Nov. 24	Vanderbilt	Knoxville	CBS	7/--	W	38-0
Dec. 1	Florida	Gainesville	CBS	5/2	W	34-32

**SEC Championship Game**

Dec. 8	LSU N	Atlanta	CBS	2/21	L	20-31
--------	-------	---------	-----	------	---	-------

**Florida Citrus Bowl**

Jan. 1	Michigan	Orlando	ABC	8/17	W	45-17
--------	----------	---------	-----	------	---	-------

**SEC Finish: 2nd/1st East • 4th AP 400-251**

**2002 8-5 • 5-3 SEC**

Date	Opponent	Site	TV	AP Rank		Score
				UT/Opp	Result	
Aug. 31	Wyoming	Nashville	ESPN2	4/--	W	47-7
Sept. 7	Middle Tenn. N	Knoxville	PPV	4/--	W	26-3
Sept. 21	Florida	Knoxville	CBS	4/10	L	13-30
Sept. 28	Rutgers N	Knoxville	PPV	11/--	W	35-14
Oct. 5	Arkansas N	Knoxville	ESPN	10/--	W	41-38 6OT
Oct. 12	Georgia	Athens	CBS	10/6	L	13-18
Oct. 26	Alabama N	Knoxville	ESPN	16/19	L	14-34
Nov. 2	South Carolina	Columbia	CBS	25/--	W	18-10
Nov. 9	Miami (Fla.) (HC)	Knoxville	CBS	--/1	L	3-26
Nov. 16	Mississippi State	Starkville	JP		W	35-17
Nov. 23	Vanderbilt	Nashville	JP		W	24-0
Nov. 30	Kentucky	Knoxville	JP		W	24-0

**Peach Bowl**

Dec. 31	Maryland N	Atlanta	ESPN	--/20	L	3-30
---------	------------	---------	------	-------	---	------

**SEC Finish: 3rd East 296-227**



## 2003 10-3 • 6-2 SEC

Date	Opponent	Site	AP Rank		Result	Score
			TV	UT/Opp		
Aug. 30	Fresno State	Knoxville	ESPN2	12/--	W	24-6
Sept. 6	Marshall	Knoxville	ESPN2	12/--	W	34-24
Sept. 20	Florida	Gainesville	CBS	12/17	W	24-10
Sept. 27	South Carolina N	Knoxville	ESPN	8/--	W	23-20 OT
Oct. 4	Auburn N	Auburn	ESPN	7/--	L	21-28
Oct. 11	Georgia N	Knoxville	ESPN2	13/8	L	14-41
Oct. 25	Alabama	Tuscaloosa	CBS	22/--	W	51-43 SOT
Nov. 1	Duke (HC)	Knoxville	PPV	19/--	W	23-6
Nov. 8	Miami (Fla.)	Miami	ABC	18/6	W	10-6
Nov. 15	Mississippi State	Knoxville	JP	9/--	W	59-21
Nov. 22	Vanderbilt	Knoxville	CSS	9/--	W	48-0
Nov. 29	Kentucky	Lexington	JP	7/--	W	20-7

### Peach Bowl

Jan. 2	Clemson	Atlanta	ESPN	6/--	L	14-27
--------	---------	---------	------	------	---	-------

**SEC Finish: T-1st East • 15th AP 365-239**

## 2004 10-3 • 7-1 SEC

Date	Opponent	Site	AP Rank		Result	Score
			TV	UT/Opp		
Sept. 5	UNLV N	Knoxville	ESPN	14/--	W	42-17
Sept. 18	Florida N	Knoxville	CBS	13/11	W	30-28
Sept. 25	La. Tech (HC) N	Knoxville	PPV	11/--	W	42-17
Oct. 2	Auburn N	Knoxville	ESPN	10/8	L	10-34
Oct. 9	Georgia	Athens	CBS	17/3	W	19-14
Oct. 16	Mississippi N	Oxford	ESPN2	13/--	W	21-17
Oct. 23	Alabama	Knoxville	CBS	11/--	W	17-13
Oct. 30	South Carolina	Columbia	JP	11/--	W	43-29
Nov. 6	Notre Dame	Knoxville	CBS	9/--	L	13-17
Nov. 20	Vanderbilt	Nashville	JP	15/--	W	38-33
Nov. 27	Kentucky	Knoxville	JP	15/--	W	37-31

### SEC Championship Game

Dec. 4	Auburn N	Atlanta	CBS	15/3	L	28-38
--------	----------	---------	-----	------	---	-------

### Cotton Bowl

Jan. 1	Texas A&M	Dallas	Fox	15/22	W	38-7
--------	-----------	--------	-----	-------	---	------

**SEC Finish: 2nd/1st East • 13th AP 378-295**

## 2005 5-6 • 3-5 SEC

Date	Opponent	Site	AP Rank		Result	Score
			TV	UT/Opp		
Sept. 3	UAB	Knoxville	JP	3/--	W	17-10
Sept. 17	Florida N	Gainesville	CBS	5/6	L	7-16
Sept. 26	LSU N	Baton Rouge	ESPN2	10/4	W	30-27 OT
Oct. 1	Mississippi	Knoxville	JP	10/--	W	27-10
Oct. 8	Georgia	Knoxville	CBS	8/5	L	14-27
Oct. 22	Alabama	Tuscaloosa	CBS	17/5	L	3-6
Oct. 29	South Carolina N	Knoxville	ESPN2	23/--	L	15-16
Nov. 5	Notre Dame	South Bend	NBC	--/8	L	21-41
Nov. 12	Memphis (HC)	Knoxville	PPV		W	20-16
Nov. 19	Vanderbilt	Knoxville	JP	L	24-28	
Nov. 26	Kentucky	Lexington	JP	W	27-8	

**SEC Finish: T-4th East 205-205**

## 2006 9-4 • 5-3 SEC

Date	Opponent	Site	AP Rank		Result	Score
			TV	UT/Opp		
Sept. 2	California	Knoxville	ESPN	23/9	W	35-18
Sept. 9	Air Force N	Knoxville	PPV	11/--	W	31-30
Sept. 16	Florida N	Knoxville	CBS	13/7	L	20-21
Sept. 23	Marshall (HC)	Knoxville	PPV	15/--	W	33-7
Sept. 30	Memphis	Knoxville	ESPN	15/--	W	41-7
Oct. 7	Georgia N	Athens	ESPN	13/10	W	51-33
Oct. 21	Alabama	Knoxville	CBS	7/--	W	16-13
Oct. 28	South Carolina N	Columbia	ESPN	8/--	W	31-24
Nov. 4	LSU	Knoxville	CBS	8/13	L	24-28
Nov. 11	Arkansas N	Fayetteville	ESPN2	13/11	L	14-31
Nov. 18	Vanderbilt	Nashville	LFN	22/--	W	39-10
Nov. 25	Kentucky	Knoxville	LFN	19/--	W	17-12

### Outback Bowl

Jan. 1	Penn State	Tampa	ESPN	17/--	L	10-20
--------	------------	-------	------	-------	---	-------

**SEC Finish: 2nd East • 25th AP 362-254**

## 2007 10-4 • 6-2 SEC

Date	Opponent	Site	AP Rank		Result	Score
			TV	UT/Opp		
Sept. 1	California	Berkeley	ABC	15/12	L	31-45
Sept. 8	Southern Miss N	Knoxville	PPV	23/--	W	39-19
Sept. 15	Florida	Gainesville	CBS	22/5	L	20-59
Sept. 22	Arkansas State N	Knoxville	PPV		W	48-27
Oct. 6	Georgia	Knoxville	CBS	--/12	W	35-14
Oct. 13	Mississippi State	Starkville	PPV	25/--	W	33-21
Oct. 20	Alabama	Tuscaloosa	LFN	20/--	L	17-41
Oct. 27	South Carolina N	Knoxville	ESPN	24/15	W	27-24 OT
Nov. 3	La.-Lafayette (HC)	Knoxville	PPV	24/--	W	59-7
Nov. 10	Arkansas	Knoxville	LFN	22/--	W	34-13
Nov. 17	Vanderbilt	Knoxville	PPV	19/--	W	25-24
Nov. 24	Kentucky	Lexington	CBS	19/--	W	52-50 4OT

### SEC Championship Game

Dec. 1	LSU	Atlanta	CBS	14/5	L	14-21
--------	-----	---------	-----	------	---	-------

### Outback Bowl

Jan. 1	Wisconsin	Tampa	ESPN	16/18	W	21-17
--------	-----------	-------	------	-------	---	-------

**SEC Finish: 1st East • 12th AP 455-382**

## 2008 5-7 • 3-5 SEC

Date	Opponent	Site	AP Rank		Result	Score
			TV	UT/Opp		
Sept. 1	UCLA	Pasadena	ESPN	18/--	L	24-27 OT
Sept. 13	UAB	Knoxville	Raycom		W	35-3
Sept. 20	Florida	Knoxville	CBS	--/4	L	6-30
Sept. 27	Auburn	Auburn	CBS	--/15	L	12-14
Oct. 4	No. Illinois N	Knoxville	PPV		W	13-9
Oct. 11	Georgia	Athens	CBS	--/10	L	14-26
Oct. 18	Mississippi St. N	Knoxville	PPV		W	34-3
Oct. 25	Alabama N	Knoxville	ESPN	--/2	L	9-29
Nov. 1	South Carolina N	Columbia	ESPN2		L	6-27
Nov. 8	Wyoming (HC)	Knoxville	PPV		L	7-13
Nov. 22	Vanderbilt	Nashville	Raycom		W	20-10
Nov. 29	Kentucky N	Knoxville	ESPN2		W	28-10

**SEC Finish: 5th East 208-201**



## LANE KIFFIN

2009

The son of NFL defensive guru Monte Kiffin and a former national championship offensive coordinator at Southern California, Lane Kiffin occupied the head coaching reins at UT in 2009.

**Coaching record: 7-6.**

## 2009 7-6 • 4-4 SEC

Date	Opponent	Site	AP Rank		Result	Score
			TV	UT/Opp		
Sept. 5	Western Kentucky	Knoxville	SEC		W	63-7
Sept. 12	UCLA	Knoxville	ESPN		L	15-19
Sept. 19	Florida	Gainesville	CBS	--/1	L	13-23
Sept. 26	Ohio N	Knoxville	PPV		W	34-23
Oct. 3	Auburn N	Knoxville	ESPN		L	22-26
Oct. 10	Georgia	Knoxville	SEC		W	45-19
Oct. 24	Alabama	Tuscaloosa	CBS	--/1	L	10-12
Oct. 31	South Carolina N	Knoxville	ESPN	--/21	W	31-13
Nov. 7	Memphis (HC) N	Knoxville	ESPNU		W	56-28
Nov. 14	Mississippi	Oxford	CBS		L	17-42
Nov. 21	Vanderbilt N	Knoxville	ESPNU		W	31-16
Nov. 28	Kentucky N	Lexington	ESPNU		W	30-24 OT

### Chick-fil-A Bowl

Dec. 31	Virginia Tech N	Atlanta	ESPN	--/12	L	14-37
---------	-----------------	---------	------	-------	---	-------

**SEC Finish: T-2nd East 381-289**



## DEREK DOOLEY

2010-12

After spending three seasons at Louisiana Tech, Dooley took over the UT program in January 2010 and led the Vols to their 49th bowl appearance in his first season. He spent nearly three seasons with UT before being replaced for the final game of 2012.

**Coaching record: 15-21.**

### 2010 6-7 • 3-5 SEC

Date	Opponent	Site	AP Rank		Result	Score
			TV	UT/Opp		
Sept. 4	UT Martin N	Knoxville	PPV		W	50-0
Sept. 11	Oregon N	Knoxville	ESPN2	--/7	L	13-48
Sept. 18	Florida	Knoxville	CBS	--/10	L	17-31
Sept. 25	UAB	Knoxville	SEC		W	32-29 2OT
Oct. 2	LSU	Baton Rouge	CBS	--/12	L	14-16
Oct. 9	Georgia	Athens	SEC		L	14-41
Oct. 23	Alabama N	Knoxville	ESPN	--/7	L	10-41
Oct. 30	South Carolina	Columbia	SEC	--/17	L	24-38
Nov. 6	Memphis N	Memphis	CBSC		W	50-14
Nov. 13	Mississippi (HC)	Knoxville	CBS		W	52-14
Nov. 20	Vanderbilt N	Nashville	CSS		W	24-10
Nov. 27	Kentucky	Knoxville	SEC		W	24-14

#### Music City Bowl

Dec. 30 North Carolina Nashville ESPN L 27-30 2OT

**SEC Finish: T-3rd East**

**351-326**

### 2011 5-7 • 1-7 SEC

Date	Opponent	Site	AP Rank		Result	Score
			TV	UT/Opp		
Sept. 3	Montana N	Knoxville	PPV		W	42-16
Sept. 10	Cincinnati	Knoxville	ESPN2		W	45-23
Sept. 17	Florida	Gainesville	CBS	--/16	L	23-33
Oct. 1	Buffalo	Knoxville	CSS		W	41-10
Oct. 8	Georgia N	Knoxville	ESPN2		L	12-20
Oct. 15	LSU	Knoxville	CBS	--/1	L	7-38
Oct. 22	Alabama N	Tuscaloosa	ESPN2	--/2	L	6-37
Oct. 29	South Carolina N	Knoxville	ESPN2	--/14	L	3-14
Nov. 5	Middle Tenn (HC) N	Knoxville	FSN		W	27-0
Nov. 12	Arkansas	Fayetteville	ESPN2	--/8	L	7-49
Nov. 19	Vanderbilt N	Knoxville	ESPN2		W	27-21 OT
Nov. 26	Kentucky	Lexington	SEC		L	7-10

**SEC Finish: 6th East**

**244-271**

### 2012 5-7 • 1-7 SEC

Date	Opponent	Site	AP Rank		Result	Score
			TV	UT/Opp		
Aug. 31	NC State N	Atlanta	ESPN2		W	35-21
Sept. 8	Georgia State	Knoxville	PPV		W	51-13
Sept. 15	Florida N	Knoxville	ESPN	23/18	L	20-37
Sept. 22	Akron N	Knoxville	CSS		W	47-26
Sept. 29	Georgia	Athens	CBS	--/5	L	44-51
Oct. 13	Mississippi State N	Starkville	ESPN2	--/19	L	31-41
Oct. 20	Alabama N	Knoxville	ESPN	--/1	L	13-44
Oct. 27	South Carolina	Columbia	ESPN	--/17	L	35-38
Nov. 3	Troy	Knoxville	FSN		W	55-48
Nov. 10	Missouri	Knoxville	SEC		L	48-51 4OT
Nov. 17	Vanderbilt N	Nashville	ESPN2		L	18-41
Nov. 24	Kentucky	Knoxville	SEC		W	37-17

**SEC Finish: 6th East**

**434-428**

**EDITOR'S NOTE:** Offensive coordinator Jim Chaney coached the final game of 2012 after Dooley was let go as head coach on Nov. 18, 2012.



## BUTCH JONES

2013-17

Jones was named head coach in December 2012 and served as UT's head coach for nearly five seasons. He led the Vols to three straight bowl game victories and two consecutive nine-win seasons in 2015 and 2016.

**Coaching record: 34-27.**

### 2013 5-7 • 2-6 SEC

Date	Opponent	Site	AP Rank		Result	Score
			TV	UT/Opp		
Aug. 31	Austin Peay N	Knoxville	PPV		W	45-0
Sept. 7	Western Kentucky	Knoxville	SEC TV		W	52-20
Sept. 14	Oregon	Eugene	ABC	--/2	L	14-59
Sept. 21	Florida	Gainesville	CBS	--/19	L	17-31
Sept. 28	South Alabama	Knoxville	SEC TV		W	31-24
Oct. 5	Georgia	Knoxville	CBS	--/6	L	31-34 OT
Oct. 19	South Carolina	Knoxville	ESPN	--/11	W	23-21
Oct. 26	Alabama	Tuscaloosa	CBS	--/1	L	10-45
Nov. 2	Missouri N	Columbia	ESPN	--/10	L	3-31
Nov. 9	Auburn (HC)	Knoxville	ESPN	--/7	L	23-55
Nov. 23	Vanderbilt N	Knoxville	ESPN2		L	10-14
Nov. 30	Kentucky N	Lexington	ESPNU		W	27-14

**SEC Finish: 6th East**

**286-348**

### 2014 7-6 • 3-5 SEC

Date	Opponent	Site	AP Rank		Result	Score
			TV	UT/Opp		
Aug. 31	Utah State N	Knoxville	SECN		W	38-7
Sept. 6	Arkansas State	Knoxville	SECN		W	34-19
Sept. 13	Oklahoma N	Norman	ABC	--/4	L	10-34
Sept. 27	Georgia	Athens	ESPN	--/12	L	32-35
Oct. 4	Florida	Knoxville	SECN		L	9-10
Oct. 11	Chattanooga (HC)	Knoxville	SECN		W	45-10
Oct. 18	Ole Miss N	Oxford	ESPN	--/3	L	3-34
Oct. 25	Alabama N	Knoxville	ESPN2	--/4	L	20-34
Nov. 1	South Carolina N	Columbia	SECN		W	45-42 OT
Nov. 15	Kentucky	Knoxville	SECN		W	50-16
Nov. 22	Missouri N	Knoxville	ESPN	--/19	L	21-29
Nov. 29	Vanderbilt	Nashville	SECN		W	24-17

#### TaxSlayer Bowl

Jan. 2 Iowa Jacksonville ESPN W 45-28

**SEC Finish: T-4th East**

**376-315**

### 2015 9-4 • 5-3 SEC

Date	Opponent	Site	AP Rank		Result	Score
			TV	UT/Opp		
Sept. 5	Bowling Green	Nashville	SECN	25/--	W	59-30
Sept. 12	Oklahoma N	Knoxville	ESPN	23/19	L	24-31 2OT
Sept. 19	W. Carolina N	Knoxville	ESPN2		W	55-10
Sept. 26	Florida	Gainesville	CBS		L	27-28
Oct. 3	Arkansas N	Knoxville	ESPN2		L	20-24
Oct. 10	Georgia	Knoxville	CBS	--/19	W	38-31
Oct. 24	Alabama	Tuscaloosa	CBS	--/8	L	14-19
Oct. 31	Kentucky N	Lexington	SECN		W	52-21
Nov. 7	South Carolina	Knoxville	SECN		W	27-24
Nov. 14	North Texas (HC)	Knoxville	SECN		W	24-0
Nov. 21	Missouri N	Columbia	ESPN2		W	19-8
Nov. 28	Vanderbilt	Knoxville	SECN		W	53-28

#### Outback Bowl

Jan. 1 Northwestern Tampa ESPN2 --/12 W 45-6

**SEC Finish: 2nd East • 22nd AP**

**457-260**

## 2016 9-4 • 4-4 SEC

Date	Opponent	Site	TV	AP Rank		Score
				UT/Opp	Result	
Sept. 1	Appalachian St. N	Knoxville	SECN	9/--	W	20-13 OT
Sept. 10	Virginia Tech N	Bristol	ABC	17/--	W	45-24
Sept. 17	Ohio	Knoxville	SECN	15/--	W	28-19
Sept. 24	Florida	Knoxville	CBS	14/19	W	38-28
Oct. 1	Georgia	Athens	CBS	11/25	W	34-31
Oct. 8	Texas A&M	College Station	CBS	9/8	L	38-45 2OT
Oct. 15	Alabama	Knoxville	CBS	9/1	L	10-49
Oct. 29	South Carolina N	Columbia	ESPN2	18/--	L	21-24
Nov. 5	Tenn Tech (HC)	Knoxville	SECN		W	55-0
Nov. 12	Kentucky	Knoxville	SECN		W	49-36
Nov. 19	Missouri	Knoxville	CBS		W	63-37
Nov. 26	Vanderbilt N	Nashville	SECN		L	34-45
<b>Franklin American Mortgage Music City Bowl</b>						
Dec. 30	Nebraska	Nashville	ESPN	RV/24	W	38-24

**SEC Finish: T-2nd East • 22nd AP**

**473-375**

## 2017 4-8 • 0-8 SEC

Date	Opponent	Site	TV	AP Rank		Result	Score
				UT/Opp	Result		
Sept. 4	Georgia Tech N	Atlanta	ESPN	25/--	W	42-41 2OT	
Sept. 9	Indiana State	Knoxville	SECN	25/--	W	42-7	
Sept. 16	Florida	Gainesville	CBS	23/24	L	20-26	
Sept. 22	UMass	Knoxville	SECN		W	17-13	
Sept. 30	Georgia	Knoxville	CBS	--/7	L	0-41	
Oct. 14	South Carolina	Knoxville	ESPN		L	9-15	
Oct. 21	Alabama	Tuscaloosa	CBS	--/1	L	7-45	
Oct. 28	Kentucky N	Lexington	SECN		L	26-29	
Nov. 4	So. Miss (HC) N	Knoxville	SECN		W	24-10	
Nov. 11	Missouri N	Columbia	SECN		L	17-50	
Nov. 18	LSU N	Knoxville	ESPN	--/20	L	10-30	
Nov. 25	Vanderbilt	Knoxville	SECN		L	24-42	

**SEC Finish: 7th East**

**238-349**

**EDITOR'S NOTE:** Defensive line coach Brady Hoke coached the final two games of 2017 after Jones was let go as head coach on Nov. 12, 2017.

Championships in gray boxes; N—Night game (starts 6 p.m., or later locally); (HC)—Homecoming; OT—Overtime game; TV—Televised game; Networks displayed are CBS, NBC, ABC, ESPN, ESPN2, JP (Jefferson Pilot), CBS College Sports (CBCS), Comcast Sports South (CSS), Fox, LFN (Lincoln Financial Network), MIZ (Mizlou Network), RAY (Raycom Network), TBS (Turner Sports), GAI (Great American Independent Football Network), SPS (Sports South), SEC (SEC Production), SECN (SEC Network), SEC TV (SEC TV), PPV (PayPerView, Host Communications).



# SERIES RECORDS VS. OPPONENTS

Opponent	First Game	Last Game	W	L	T
Air Force	1970	2006	2	0	0
Akron	1989	2012	2	0	0
Alabama	1901	2017	38	55	7
UAB	1998	2010	4	0	0
American Temperance Univ.	1905	1906	2	0	1
Appalachian State	2016	2016	1	0	0
Arkansas	1907	2015	13	5	0
Arkansas State	2007	2014	2	0	0
Army	1923	1986	5	2	1
Asheville Athletes	1893	1893	1	0	0
Athens	1913	1913	1	0	0
Auburn	1900	2013	21	28	3
Austin Peay	2013	2013	1	0	0
Baylor	1956	1956	0	1	0
Boston College	1940	1992	8	2	0
Bowling Green	2015	2015	1	0	0
Bristol A.C.	1897	1897	1	0	0
Buffalo	2011	2011	1	0	0
California	1977	2007	2	2	0
UC Santa Barbara	1971	1971	1	0	0
Camp Benning	1922	1922	1	0	0
Carson-Newman	1903	1931	12	0	0
Central University	1896	1896	1	0	0
Centre	1905	1935	10	3	2
Chattanooga A.C.	1892	1896	2	0	0
Chattanooga [Grant]	1899	2014	38	2	2
Cincinnati	1904	2011	5	1	0
The Citadel	1938	1983	3	0	0
Clemson	1901	2003	11	6	2
Colorado	1990	1990	0	0	1
Colorado State	1975	1989	4	0	0
Cumberland (Ky.)	1896	1897	2	0	0
Cumberland (Tenn.)	1915	1915	1	0	0
Dartmouth	1921	1921	0	1	0
Davidson	1913	1913	1	0	0
Dayton	1941	1955	4	0	0
Duke [Trinity Coll.]	1893	2003	14	13	2
East Carolina	1995	1995	1	0	0
Emory & Henry	1920	1925	5	0	0
Florida	1916	2017	20	27	0
Florida State	1958	1998	1	1	0
Fordham	1934	1942	1	1	0
Fresno State	2003	2003	1	0	0
Furman	1941	1942	2	0	0
George Wash.	1933	1933	1	0	0
Georgetown (Ky.)	1900	1923	3	0	0
Georgia	1899	2017	23	22	2
Georgia State	2012	2012	1	0	0
Georgia Tech	1902	2017	25	17	2
Hawaii	1972	1975	2	0	0
Houston	1953	1998	2	1	0
Howard	1910	1941	2	0	0
Indiana	1987	1987	1	0	0
Indiana State	2017	2017	1	0	0
Iowa	1982	2014	2	1	0
Iowa State	1982	1982	1	0	0
Kansas	1973	1974	2	0	0
Kansas State	2000	2000	0	1	0
Kentucky [Ky. A&M]	1893	2017	79	25	9
King	1897	1914	7	0	0
Louisiana-Lafayette	1992	2007	2	0	0
Louisiana-Monroe	2000	2000	1	0	0
LSU	1925	2017	20	10	3
Louisiana Tech	1993	2004	2	0	0
Louisville	1914	1993	5	0	0
Massachusetts	2017	2017	1	0	0
Marshall	2003	2006	2	0	0
Maryland	1951	2002	5	3	0
Maryville	1892	1936	25	1	1
Memphis [State]	1968	2010	22	1	0
Mercer	1912	1940	2	1	0
Miami (Fla.)	1985	2003	2	1	0
Michigan	2001	2001	1	0	0
Middle Tennessee	2002	2011	2	0	0

Opponent	First Game	Last Game	W	L	T
Minnesota	1986	1986	1	0	0
Mississippi	1902	2014	44	20	1
Miss St. [Miss. A&M]	1907	2012	28	16	1
Missouri	2012	2017	2	4	0
Montana	2011	2011	1	0	0
Mooney School	1910	1911	2	0	0
Nashville	1901	1904	2	1	1
Nebraska	1997	2016	1	2	0
UNLV	1996	2004	2	0	0
New Mexico	1983	1986	2	0	0
New York Univ.	1931	1931	1	0	0
North Carolina	1893	2010	20	11	1
NC State	1911	2012	2	1	0
North Texas	1975	2015	1	1	0
Northern Illinois	2008	2008	1	0	0
Northwestern	1996	2015	2	0	0
Notre Dame	1978	2005	4	4	0
Ohio	2009	2016	2	0	0
Ohio State	1995	1995	1	0	0
Oklahoma	1938	2015	1	3	0
Oklahoma State	1995	1995	1	0	0
Oregon	2010	2013	0	2	0
Oregon State	1977	1978	1	0	1
Pacific	1990	1990	1	0	0
Penn State	1971	2006	2	3	0
Pittsburgh	1980	1983	0	2	0
Purdue	1979	1979	0	1	0
Rhodes	1911	1940	3	0	0
Rice	1946	1968	2	1	0
Richmond	1963	1963	1	0	0
Rutgers	1979	2002	3	1	0
Sewanee	1891	1939	12	10	0
South Alabama	2013	2013	1	0	0
South Carolina	1903	2017	25	10	2
Southern California	1939	1981	0	4	0
Southern Meth.	1970	1970	1	0	0
Southern Miss.	1950	2017	6	0	0
Syracuse	1966	2001	3	0	0
Tampa	1960	1967	2	0	0
Temple	1944	1990	2	0	0
Tenn.-Martin	2010	2010	1	0	0
Tenn. Med. School	1911	1912	1	0	1
Tenn. Military Inst.	1907	1907	1	0	0
Tenn. School Deaf	1905	1905	1	0	0
Tenn.Tech	1947	2016	6	0	0
Texas	1950	1968	1	2	0
Texas A&M	1957	2016	2	1	0
Texas Christian	1973	1976	2	0	0
UTEP	1986	1990	2	0	0
Texas Tech	1973	1997	1	1	0
Transylvania	1899	1927	4	1	0
Troy	2012	2012	1	0	0
Tulane	1923	1967	4	1	0
Tulsa	1942	1974	5	0	0
Tusculum	1915	1919	3	0	0
UCLA	1965	2009	7	6	2
Utah	1975	1984	3	0	0
Utah State	2014	2014	1	0	0
Vanderbilt	1892	2017	75	31	5
Villanova	1945	1945	1	0	0
Virginia	1927	1990	3	1	0
Virginia Military	1923	1923	0	1	0
Virginia Tech	1896	2016	6	3	0
Wake Forest	1892	1985	6	3	0
Washington & Lee	1899	1951	5	0	0
Washington State	1980	1994	4	1	0
Western Carolina	2015	2015	1	0	0
Western Kentucky	2009	2013	2	0	0
Wichita State	1981	1981	1	0	0
William & Mary	1945	1945	1	0	0
Wisconsin	1981	2007	2	0	0
Wofford	1952	1952	1	0	0
Wyoming	1999	2008	2	1	0
<b>Totals</b>	<b>1891</b>	<b>2017</b>	<b>833</b>	<b>383</b>	<b>53</b>





## ALL-TIME SERIES RESULTS

**AIR FORCE**

(2-0-0)			
1970	New Orleans	W	34-13
2006	Knoxville	W	31-30

**AKRON**

(2-0-0)			
1989	Knoxville	W	52-9
2012	Knoxville	W	47-26

**ALABAMA**

(38-55-7)			
at Knoxville: 20-25-1			
at Tuscaloosa: 4-9			
at Birmingham: 14-21-6			
Biggest Win: 27 points (41-14, 1969 and 1995, both in Birmingham)			
Biggest Loss: 51 points (51-0, 1906 in Birmingham)			
Longest Winning Streak: 7 games (1995-2001)			
Longest Losing Streak: 11 games, 2x (1971-81, 2007-pres.)			

Current Streak: Alabama 11 games

1901	Birmingham	T	6-6
1903	Birmingham	L	0-24
1904	Birmingham	W	5-0
1905	Birmingham	L	0-29
1906	Birmingham	L	0-51
1907	Birmingham	L	0-5
1908	Birmingham	L	0-4
1909	Knoxville	L	0-10
1912	Birmingham	L	0-7
1913	Tuscaloosa	L	0-6
1914	Knoxville	W	17-7
1928	Tuscaloosa	W	15-13
1929	Knoxville	W	6-0
1930	Tuscaloosa	L	6-18
1931	Knoxville	W	25-0
1932	Birmingham	W	7-3
1933	Knoxville	L	6-12
1934	Birmingham	L	6-13
1935	Knoxville	L	0-25
1936	Birmingham	T	0-0
1937	Knoxville	L	7-14
1938	Birmingham	W	13-0
1939	Knoxville	W	21-0
1940	Birmingham	W	27-12
1941	Knoxville	L	2-9
1942	Birmingham	L	0-8
1944	Knoxville	T	0-0
1945	Birmingham	L	7-25
1946	Knoxville	W	12-0
1947	Birmingham	L	0-10
1948	Knoxville	W	21-6
1949	Birmingham	T	7-7
1950	Knoxville	W	14-9
1951	Birmingham	W	27-13
1952	Knoxville	W	20-0
1953	Birmingham	T	0-0
1954	Knoxville	L	0-27
1955	Birmingham	W	20-0
1956	Knoxville	W	24-0
1957	Birmingham	W	14-0
1958	Knoxville	W	14-7
1959	Birmingham	T	7-7
1960	Knoxville	W	20-7
1961	Birmingham	L	3-34
1962	Knoxville	L	7-27
1963	Birmingham	L	0-35
1964	Knoxville	L	8-19

1965	Birmingham	T	7-7
1966	Knoxville	L	10-11
1967	Birmingham	W	24-13
1968	Knoxville	W	10-9
1969	Birmingham	W	41-14
1970	Knoxville	W	24-0
1971	Birmingham	L	15-32
1972	Knoxville	L	10-17
1973	Birmingham	L	21-42
1974	Knoxville	L	6-28
1975	Birmingham	L	7-30
1976	Knoxville	L	13-20
1977	Birmingham	L	10-24
1978	Knoxville	L	17-30
1979	Birmingham	L	17-27
1980	Knoxville	L	0-27
1981	Birmingham	L	19-38
1982	Knoxville	W	35-28
1983	Birmingham	W	41-34
1984	Knoxville	W	28-27
1985	Birmingham	W	16-14
1986	Knoxville	L	28-56
1987	Birmingham	L	22-41
1988	Knoxville	L	20-28
1989	Birmingham	L	30-47
1990	Knoxville	L	6-9
1991	Birmingham	L	19-24
1992	Knoxville	L	10-17
1993	Birmingham*	T	17-17
1994	Knoxville	L	13-17
1995	Birmingham	W	41-14
1996	Knoxville	W	20-13
1997	Birmingham	W	38-21
1998	Knoxville	W	35-18
1999	Tuscaloosa	W	21-7
2000	Knoxville	W	20-10
2001	Tuscaloosa	W	35-24
2002	Knoxville	L	14-34
2003	Tuscaloosa (50T)	W	51-43
2004	Knoxville	W	17-13
2005	Tuscaloosa	L	3-6
2006	Knoxville	W	16-13
2007	Tuscaloosa	L	17-41
2008	Knoxville	L	9-29
2009	Tuscaloosa	L	10-12
2010	Knoxville	L	10-41
2011	Tuscaloosa	L	6-37
2012	Knoxville	L	13-44
2013	Tuscaloosa	L	10-45
2014	Knoxville	L	20-34
2015	Tuscaloosa	L	14-19
2016	Knoxville	L	10-49
2017	Tuscaloosa	L	7-45

\* Game later forfeited to Tennessee as a result of NCAA sanctions.

**ALA.-BIRMINGHAM (UAB)**

(4-0-0)			
1998	Knoxville	W	37-13
2005	Knoxville	W	17-10
2008	Knoxville	W	35-3
2010	Knoxville (2OT)	W	32-29

**AMERICAN TEMPERANCE U.**

(2-0-1)			
1905	Knoxville	W	104-0
1906	Knoxville	W	10-0
1906	Harriman	T	5-5

**APPALACHIAN STATE**

(1-0-0)			
---------	--	--	--

2016	Knoxville (OT)	W	20-13
------	----------------	---	-------

**ARKANSAS**

(13-5-0)			
at Knoxville: 6-2			
at Fayetteville: 2-3			
at Little Rock: 3-0			
Bowl Games: 2-0			
Biggest Win: 43 points (63-20, 2000 in Knoxville)			
Biggest Loss: 42 points (49-7, 2011 in Fayetteville)			
Longest Winning Streak: 6 games (1993-98)			
Longest Losing Streak: 2 games			
Current Streak: Arkansas 2 games			
1907	Little Rock	W	14-2
1971	Memphis	W	14-13
1990	Dallas	W	31-27
1992	Knoxville	L	24-25
1993	Little Rock	W	28-14
1994	Knoxville	W	38-21
1995	Fayetteville	W	49-31
1996	Knoxville	W	55-14
1997	Little Rock	W	30-22
1998	Knoxville	W	28-24
1999	Fayetteville	L	24-28
2000	Knoxville	W	63-20
2001	Fayetteville	W	13-3
2002	Knoxville (6OT)	W	41-38
2006	Fayetteville	L	14-31
2007	Knoxville	W	34-13
2011	Fayetteville	L	7-49
2015	Knoxville	L	20-24

**ARKANSAS STATE**

(2-0-0)			
2007	Knoxville	W	48-27
2014	Knoxville	W	34-19

**ARMY**

(5-2-1)			
1923	West Point	L	0-41
1965	Knoxville	W	21-0
1966	Memphis	W	38-7
1970	Knoxville	W	48-3
1973	West Point	W	37-18
1978	Knoxville	W	31-13
1984	Knoxville	T	24-24
1986	Knoxville	L	21-25

**ASHEVILLE ATHLETES**

(1-0-0)			
1893	Knoxville	W	12-6

**ATHENS**

(1-0-0)			
1913	Knoxville	W	95-0

**AUBURN**

(21-28-3)			
at Knoxville: 14-10-2			
at Auburn: 2-7-1			
at Birmingham: 4-10-0			
at SEC Championship: 1-1			
Biggest Win: 42 points (42-0, 1980 in Auburn)			
Biggest Loss: 32 points (38-6, 1988 in			

Auburn & 55-23, 2013 in Knoxville)  
 Longest Winning Streak: 4 games  
 (1991-99)  
 Longest Losing Streak: 6 games  
 (2003-Pres.)

Current Streak: Auburn 6 games

1900	Birmingham	L	0-23
1929	Knoxville	W	27-0
1935	Birmingham	W	13-6
1936	Knoxville	L	0-6
1937	Birmingham	L	7-20
1938	Knoxville	W	7-0
1939	Knoxville	W	7-0
1956	Birmingham	W	35-7
1957	Knoxville	L	0-7
1958	Birmingham	L	0-13
1959	Knoxville	W	3-0
1960	Birmingham	W	10-3
1961	Knoxville	L	21-24
1962	Birmingham	L	21-22
1963	Knoxville	L	19-23
1964	Birmingham	L	0-3
1965	Knoxville	T	13-13
1966	Birmingham	W	28-0
1967	Knoxville	W	27-13
1968	Birmingham	L	14-28
1969	Knoxville	W	45-19
1970	Birmingham	L	23-36
1971	Knoxville	L	9-10
1972	Birmingham	L	6-10
1973	Knoxville	W	21-0
1974	Auburn	L	0-21
1975	Knoxville	W	21-17
1976	Birmingham	L	28-38
1977	Knoxville	L	12-14
1978	Birmingham	L	10-29
1979	Knoxville	W	35-17
1980	Auburn	W	42-0
1981	Knoxville	W	10-7
1982	Auburn	L	14-24
1983	Knoxville	L	14-37
1984	Auburn	L	10-29
1985	Knoxville	W	38-20
1986	Auburn	L	8-34
1987	Knoxville	T	20-20
1988	Auburn	L	6-38
1989	Knoxville	W	21-14
1990	Auburn	T	26-26
1991	Knoxville	W	30-21
1997	Atlanta	W	30-29
1998	Auburn	W	17-9
1999	Knoxville	W	24-0
2003	Auburn	L	21-28
2004	Knoxville	L	10-34
2004	Atlanta	L	28-38
2008	Auburn	L	12-14
2009	Knoxville	L	22-26
2013	Knoxville	L	23-55

### AUSTIN PEAY

(1-0-0)			
2013	Knoxville	W	45-0

### BAYLOR

(0-1-0)			
1956	New Orleans	L	7-13

### BOSTON COLLEGE

(8-2-0)			
1940	New Orleans	L	13-19
1941	Chestnut Hill	W	14-7
1946	Chestnut Hill	W	33-13
1947	Knoxville	W	38-13

1964	Knoxville	W	16-14
1977	Knoxville	W	24-18
1979	Chestnut Hill	W	28-16
1987	Chestnut Hill	L	18-20
1988	Knoxville	W	10-7
1992	Tampa	W	38-23

### BOWLING GREEN

(1-0-0)			
2015	Nashville	W	59-30

### BRISTOL A.C.

(1-0-0)			
1897	Bristol	W	12-0

### BUFFALO

(1-0-0)			
2011	Knoxville	W	41-10

### CALIFORNIA

(2-2-0)			
1977	Knoxville	L	17-27
1987	Knoxville	W	38-12
2006	Knoxville	W	35-18
2007	Berkeley	L	31-45

### UC SANTA BARBARA

(1-0-0)			
1971	Knoxville	W	48-6

### CAMP BENNING

(1-0-0)			
1922	Columbus	W	15-0

### CARSON-NEWMAN

(12-0-0)			
1903	Knoxville	W	38-0
1913	Knoxville	W	58-0
1914	Knoxville	W	89-0
1915	Knoxville	W	101-0
1922	Knoxville	W	32-7
1924	Knoxville	W	13-0
1926	Knoxville	W	13-0
1927	Knoxville	W	33-0
1928	Knoxville	W	57-0
1929	Knoxville	W	73-0
1930	Knoxville	W	34-0
1931	Knoxville	W	31-0

### CENTRAL UNIVERSITY

(1-0-0)			
1896	Knoxville	W	30-0

### CENTRE

(10-3-2)			
1905	Knoxville	W	31-5
1906	Knoxville	L	0-6
1909	Knoxville	T	0-0
1910	Knoxville	L	2-17
1911	Knoxville	T	0-0
1912	Knoxville	W	67-0
1915	Knoxville	W	80-0
1924	Knoxville	L	0-32
1925	Danville	W	12-0
1926	Knoxville	W	30-7
1928	Knoxville	W	41-7
1929	Knoxville	W	40-6
1930	Knoxville	W	18-0

1934	Knoxville	W	32-0
1935	Knoxville	W	25-14

### CHATTANOOGA

(38-2-2)
----------

#### AS GRANT

1899	Chattanooga	W	6-0
1900	Knoxville	W	28-0
1904	Chattanooga	W	23-0
1905	Chattanooga	L	0-5
1907	Knoxville	W	57-0
1908	Knoxville	W	35-6

#### AS CHATTANOOGA

1909	Chattanooga	T	0-0
1910	Knoxville	T	6-6
1913	Knoxville	W	21-0
1914	Knoxville	W	67-0
1916	Chattanooga	W	12-7
1920	Chattanooga	W	35-0
1921	Knoxville	W	21-0
1929	Chattanooga	W	20-0
1932	Chattanooga	W	13-0
1936	Knoxville	W	13-0
1938	Knoxville	W	45-0
1939	Chattanooga	W	28-0
1940	Knoxville	W	53-0
1945	Knoxville	W	30-0
1946	Knoxville	W	47-7
1947	Knoxville	W	26-7
1948	Knoxville	W	26-0
1949	Knoxville	W	39-7
1950	Knoxville	W	41-0
1951	Knoxville	W	42-13
1952	Knoxville	W	26-6
1953	Knoxville	W	40-7
1954	Knoxville	W	20-14
1955	Knoxville	W	13-0
1956	Knoxville	W	42-20
1957	Knoxville	W	28-13
1958	Knoxville	L	6-14
1959	Knoxville	W	23-0
1960	Knoxville	W	35-0
1961	Knoxville	W	20-7
1962	Knoxville	W	48-14
1963	Knoxville	W	49-7
1964	Knoxville	W	10-6
1966	Knoxville	W	28-10

#### AS TENNESSEE-CHATTANOOGA

1969	Knoxville	W	31-0
------	-----------	---	------

#### AS CHATTANOOGA

2014	Knoxville	W	45-10
------	-----------	---	-------

### CHATTANOOGA A.C.

(2-0-0)			
1892	Chattanooga	W	16-6
1896	Chattanooga	W	4-0

### CINCINNATI

(5-1-0)			
1904	Knoxville	L	0-35
1919	Knoxville	W	33-12
1941	Knoxville	W	21-6
1942	Knoxville	W	34-12
1992	Knoxville	W	40-0
2011	Knoxville	W	45-23

### THE CITADEL

(3-0-0)			
1938	Knoxville	W	44-0
1939	Knoxville	W	34-0
1983	Memphis	W	45-6



## CLEMSON

(11-6-2)

1901	Knoxville	T	6-6
1902	Knoxville	L	0-11
1904	Knoxville	L	0-6
1905	Clemson	T	5-5
1906	Clemson	L	0-16
1907	Clemson	W	4-0
1908	Knoxville	W	6-5
1914	Knoxville	W	27-0
1915	Knoxville	L	0-3
1916	Clemson	W	14-0
1919	Clemson	L	0-14
1920	Knoxville	W	26-0
1930	Knoxville	W	27-0
1931	Knoxville	W	44-0
1938	Knoxville	W	20-7
1944	Knoxville	W	26-7
1974	Knoxville	W	29-28
1976	Knoxville	W	21-19
2003	Atlanta	L	14-27

## COLORADO

(0-0-1)

1990	Anaheim	T	31-31
------	---------	---	-------

## COLORADO STATE

(4-0-0)

1975	Knoxville	W	28-7
1981	Knoxville	W	42-0
1987	Knoxville	W	49-3
1989	Knoxville	W	17-14

## CUMBERLAND (KY.)

(2-0-0)

### AS WILLIAMSBURG INSTITUTE

1896	Knoxville	W	10-6
1897	Knoxville	W	6-0

## CUMBERLAND (TENN.)

(1-0-0)

1915	Knoxville	W	101-0
------	-----------	---	-------

## DARTMOUTH

(0-1-0)

1921	Hanover	L	3-14
------	---------	---	------

## DAVIDSON

(1-0-0)

1913	Knoxville	W	9-0
------	-----------	---	-----

## DAYTON

(4-0-0)

1941	Knoxville	W	26-0
1942	Knoxville	W	34-6
1954	Knoxville	W	14-7
1955	Knoxville	W	53-7

## DUKE

(14-13-2)

### AS TRINITY COLLEGE

1893	Durham	L	0-70
------	--------	---	------

### AS DUKE

1931	Knoxville	W	25-2
1932	Knoxville	W	16-13
1933	Durham	L	2-10
1934	Knoxville	W	14-6

1935	Durham	L	6-19
1936	Knoxville	W	15-13
1937	Durham	T	0-0
1940	Knoxville	W	13-0
1941	Durham	L	0-19
1946	Durham	W	12-7
1947	Knoxville	L	7-19
1948	Durham	T	7-7
1949	Knoxville	L	7-21
1950	Durham	W	28-7
1951	Knoxville	W	26-0
1952	Durham	L	0-7
1953	Knoxville	L	7-21
1954	Durham	L	6-7
1955	Knoxville	L	0-21
1956	Durham	W	33-20
1973	Knoxville	W	21-17
1976	Knoxville	L	18-21
1978	Knoxville	W	34-0
1982	Knoxville	L	24-25
1988	Knoxville	L	26-31
1989	Knoxville	W	28-6
1993	Knoxville	W	52-19
2003	Knoxville	W	23-6

## EAST CAROLINA

(1-0-0)

1995	Knoxville	W	27-7
------	-----------	---	------

## EMORY & HENRY

(5-0-0)

1920	Knoxville	W	45-0
1921	Knoxville	W	27-0
1922	Knoxville	W	50-0
1924	Knoxville	W	27-0
1925	Knoxville	W	51-0

## FLORIDA

(20-27-0)

at Knoxville: 12-12

at Gainesville: 5-14

Neutral: 3-1

Biggest Win: 42 points (45-3, 1990 in Knoxville)

Biggest Loss: 39 points (59-20, 2007 in Gainesville)

Longest Winning Streak: 10 games (1916-53)

Longest Losing Streak: 11 games (2005-15)

Current Streak: Florida 1 game

1916	Tampa	W	24-0
1921	Knoxville	W	9-0
1928	Knoxville	W	13-12
1930	Jacksonville	W	13-6
1932	Jacksonville	W	32-13
1933	Knoxville	W	13-6
1940	Knoxville	W	14-0
1944	Knoxville	W	40-0
1952	Knoxville	W	26-12
1953	Gainesville	W	9-7
1954	Knoxville	L	0-14
1955	Gainesville	W	20-0
1969	Jacksonville	L	13-14
1970	Knoxville	W	38-7
1971	Gainesville	W	20-13
1976	Knoxville	L	18-20
1977	Gainesville	L	17-27
1984	Knoxville	L	30-43
1985	Gainesville	L	10-17
1990	Knoxville	W	45-3

1991	Gainesville	L	18-35
1992	Knoxville	W	31-14
1993	Gainesville	L	34-41
1994	Knoxville	L	0-31
1995	Gainesville	L	37-62
1996	Knoxville	L	29-35
1997	Gainesville	L	20-33
1998	Knoxville (OT)	W	20-17
1999	Gainesville	L	21-23
2000	Knoxville	L	23-27
2001	Gainesville	W	34-32
2002	Knoxville	L	13-30
2003	Gainesville	W	24-10
2004	Knoxville	W	30-28
2005	Gainesville	L	7-16
2006	Knoxville	L	20-21
2007	Gainesville	L	20-59
2008	Knoxville	L	6-30
2009	Gainesville	L	13-23
2010	Knoxville	L	17-31
2011	Gainesville	L	23-33
2012	Knoxville	L	20-37
2013	Gainesville	L	17-31
2014	Knoxville	L	9-10
2015	Gainesville	L	27-28
2016	Knoxville	W	38-28
2017	Gainesville	L	20-26

## FLORIDA STATE

(1-1-0)

1958	Knoxville	L	0-10
1998	Tempe	W	23-16

## FORDHAM

(1-1-0)

1934	New York	L	12-13
1942	Knoxville	W	40-14

## FRESNO STATE

(1-0-0)

2003	Knoxville	W	24-6
------	-----------	---	------

## FURMAN

(2-0-0)

1941	Knoxville	W	32-6
1942	Knoxville	W	52-7

## GEORGE WASHINGTON

(1-0-0)

1933	Washington	W	13-0
------	------------	---	------

## GEORGETOWN (KY.)

(3-0-0)

1900	Knoxville	W	12-6
1901	Knoxville	W	12-0
1923	Knoxville	W	13-6

## GEORGIA

(23-22-2)

at Knoxville: 12-11-1

at Athens: 11-11-1

Biggest Win: 46 points (46-0, 1936 in Athens)

Biggest Loss: 44 points (44-0, 1981 in Athens)

Longest Winning Streak: 9 games (1989-99)

Longest Losing Streak: 5 games



(1909-24)			
Current Streak: Georgia 1 game			
1899	Knoxville	W	5-0
1903	Knoxville	L	0-5
1906	Athens	T	0-0
1907	Athens	W	15-0
1908	Knoxville	W	10-0
1909	Knoxville	L	0-3
1910	Athens	L	5-35
1922	Athens	L	3-7
1923	Knoxville	L	0-17
1924	Athens	L	0-33
1925	Knoxville	W	12-7
1936	Athens	W	46-0
1937	Knoxville	W	32-0
1968	Knoxville	T	17-17
1969	Athens	W	17-3
1972	Athens	W	14-0
1973	Knoxville	L	31-35
1980	Knoxville	L	15-16
1981	Athens	L	0-44
1988	Athens	L	17-28
1989	Knoxville	W	17-14
1992	Athens	W	34-31
1993	Knoxville	W	38-6
1994	Athens	W	41-23
1995	Knoxville	W	30-27
1996	Athens	W	29-17
1997	Knoxville	W	38-13
1998	Athens	W	22-3
1999	Knoxville	W	37-20
2000	Athens	L	10-21
2001	Knoxville	L	24-26
2002	Athens	L	13-18
2003	Knoxville	L	14-41
2004	Athens	W	19-14
2005	Knoxville	L	14-27
2006	Athens	W	51-33
2007	Knoxville	W	35-14
2008	Athens	L	14-26
2009	Knoxville	W	45-19
2010	Athens	L	14-41
2011	Knoxville	L	12-20
2012	Athens	L	44-51
2013	Knoxville (OT)	L	31-34
2014	Athens	L	32-35
2015	Knoxville	W	38-31
2016	Athens	W	34-31
2017	Knoxville	L	0-41

## GEORGIA STATE

(1-0-0)			
2012	Knoxville	W	51-13

## GEORGIA TECH

(25-17-2)			
1902	Atlanta	W	10-6
1903	Knoxville	W	11-0
1904	Atlanta	L	0-2
1905	Atlanta	L	0-45
1907	Atlanta	L	4-6
1908	Atlanta	W	6-5
1909	Knoxville	L	0-29
1911	Atlanta	L	0-24
1946	Knoxville	W	13-9
1947	Atlanta	L	0-27
1948	Atlanta	W	13-6
1949	Knoxville	L	13-30
1954	Atlanta	L	7-28
1955	Knoxville	T	7-7
1956	Atlanta	W	6-0
1957	Knoxville	W	21-6

1958	Atlanta	L	7-21
1959	Knoxville	L	7-14
1960	Atlanta	L	7-14
1961	Knoxville	W	10-6
1962	Atlanta	L	0-17
1963	Knoxville	L	7-23
1964	Atlanta	W	22-14
1965	Knoxville	W	21-7
1966	Atlanta	L	3-6
1967	Knoxville	W	24-13
1968	Atlanta	W	24-7
1969	Knoxville	W	26-8
1970	Atlanta	W	17-6
1971	Knoxville	W	10-6
1972	Atlanta	W	34-3
1973	Knoxville	W	20-14
1976	Atlanta	W	42-7
1977	Knoxville	L	8-24
1979	Knoxville	W	31-0
1980	Atlanta	W	23-10
1981	Knoxville	W	10-7
1982	Atlanta	L	21-31
1983	Knoxville	W	37-3
1984	Atlanta	W	24-21
1985	Knoxville	T	6-6
1986	Atlanta	L	13-14
1987	Knoxville	W	29-15
2017	Atlanta (2 OT)	W	42-41

## HAWAII

(2-0-0)			
1972	Knoxville	W	34-2
1975	Honolulu	W	28-6

## HOUSTON

(2-1-0)			
1953	Houston	L	19-33
1965	Knoxville	W	17-8
1998	Knoxville	W	42-7

## HOWARD

(2-0-0)			
1910	Birmingham	W	17-0
1941	Knoxville	W	28-6

## INDIANA

(1-0-0)			
1987	Atlanta	W	27-22

## INDIANA STATE

(1-0-0)			
2017	Knoxville	W	42-7

## IOWA

(2-1-0)			
1982	Atlanta	L	22-28
1987	East Rutherford	W	23-22
2014	Jacksonville	W	45-28

## IOWA STATE

(1-0-0)			
1982	Knoxville	W	23-21

## KANSAS

(2-0-0)			
1973	Memphis	W	28-27
1974	Knoxville	W	17-3

## KANSAS STATE

(0-1-0)			
2000	Dallas	L	21-35

## KENTUCKY

(79-25-9)			
at Knoxville: 42-10-6			
at Lexington: 37-15-3			
Biggest Win: 52 points (52-0, 1994 in Knoxville)			
Biggest Loss: 56 points (56-0, 1893 in Knoxville)			
Longest Winning Streak: 26 games (1985-2010)			
Longest Losing Streak: 4 games (1909-12)			

Current Streak: Kentucky 1 game

### AS KENTUCKY A&M

1893	Knoxville	L	0-56
1899	Knoxville	W	12-0
1901	Knoxville	W	5-0
1906	Lexington	L	0-21
1907	Knoxville	T	0-0

### AS KENTUCKY STATE

1908	Knoxville	W	7-0
1909	Lexington	L	0-17
1910	Knoxville	L	0-10
1911	Lexington	L	0-12
1912	Knoxville	L	6-13
1913	Lexington	W	13-7
1914	Knoxville	W	23-6
1915	Lexington	L	0-6
1916	Knoxville	T	0-0

### AS KENTUCKY

1919	Lexington	L	0-13
1920	Knoxville	W	14-7
1921	Lexington	T	0-0
1922	Knoxville	W	14-7
1923	Lexington	W	18-0
1924	Knoxville	L	6-27
1925	Lexington	L	20-23
1926	Knoxville	W	6-0
1927	Lexington	W	20-0
1928	Knoxville	T	0-0
1929	Lexington	T	6-6
1930	Knoxville	W	8-0
1931	Lexington	T	6-6
1932	Knoxville	W	26-0
1933	Lexington	W	27-0
1934	Knoxville	W	19-0
1935	Lexington	L	0-27
1936	Knoxville	W	7-6
1937	Lexington	W	13-0
1938	Knoxville	W	46-0
1939	Lexington	W	19-0
1940	Knoxville	W	33-0
1941	Lexington	W	20-7
1942	Knoxville	W	26-0
1944	Knoxville	W	26-13
1944	Lexington	W	21-7
1945	Lexington	W	14-0
1946	Knoxville	W	7-0
1947	Lexington	W	13-6
1948	Knoxville	T	0-0
1949	Lexington	W	6-0
1950	Knoxville	W	7-0
1951	Lexington	W	28-0
1952	Knoxville	T	14-14
1953	Lexington	L	21-27
1954	Knoxville	L	13-14
1955	Lexington	L	0-23
1956	Knoxville	W	20-7



1957	Lexington	L	6-20
1958	Knoxville	L	2-6
1959	Lexington	L	0-20
1960	Knoxville	T	10-10
1961	Lexington	W	26-16
1962	Knoxville	L	10-12
1963	Lexington	W	19-0
1964	Knoxville	L	7-12
1965	Lexington	W	19-3
1966	Knoxville	W	28-19
1967	Lexington	W	17-7
1968	Knoxville	W	24-7
1969	Lexington	W	31-26
1970	Knoxville	W	45-0
1971	Lexington	W	21-7
1972	Knoxville	W	17-7
1973	Lexington	W	16-14
1974	Knoxville	W	24-7
1975	Lexington	W	17-13
1976	Knoxville	L	0-7
1977	Lexington	L	17-21
1978	Knoxville	W	29-14
1979	Lexington	W	20-17
1980	Knoxville	W	45-14
1981	Lexington	L	10-21
1982	Knoxville	W	28-7
1983	Lexington	W	10-0
1984	Knoxville	L	12-17
1985	Lexington	W	42-0
1986	Knoxville	W	28-9
1987	Lexington	W	24-22
1988	Knoxville	W	28-24
1989	Lexington	W	31-10
1990	Knoxville	W	42-28
1991	Lexington	W	16-7
1992	Knoxville	W	34-13
1993	Lexington	W	48-0
1994	Knoxville	W	52-0
1995	Lexington	W	34-31
1996	Knoxville	W	56-10
1997	Lexington	W	59-31
1998	Knoxville	W	59-21
1999	Lexington	W	56-21
2000	Knoxville	W	59-20
2001	Lexington	W	38-35
2002	Knoxville	W	24-0
2003	Lexington	W	20-7
2004	Knoxville	W	37-31
2005	Lexington	W	27-8
2006	Knoxville	W	17-12
2007	Lexington (4OT)	W	52-50
2008	Knoxville	W	28-10
2009	Lexington (OT)	W	30-24
2010	Knoxville	W	24-14
2011	Lexington	L	7-10
2012	Knoxville	W	37-17
2013	Lexington	W	27-14
2014	Knoxville	W	50-16
2015	Lexington	W	52-21
2016	Knoxville	W	49-36
2017	Lexington	L	26-29

## KING

(7-0-0)

1897	Knoxville	W	28-0
1899	Knoxville	W	11-5
1900	Knoxville	W	22-0
1901	Knoxville	W	8-0
1902	Knoxville	W	12-0
1912	Knoxville	W	101-0
1914	Knoxville	W	55-3

## LOUISIANA-LAFAYETTE

(2-0-0)

### AS SOUTHWESTERN LOUISIANA

1992	Knoxville	W	38-3
------	-----------	---	------

### AS LOUISIANA-LAFAYETTE

2007	Knoxville	W	59-7
------	-----------	---	------

## LOUISIANA-MONROE

(1-0-0)

2000	Knoxville	W	70-3
------	-----------	---	------

## LSU

(20-10-3)

at Knoxville: 11-4-1

at Baton Rouge: 8-4-2

Bowl Game: 1-0

SEC Championship: 0-2

Biggest Win: 28 points (28-0, 1940 in Knoxville)

Biggest Loss: 31 points (38-7, 2011 in Knoxville)

Longest Winning Streak: 10 games (1934-59)

Longest Losing Streak: 5 games (2006-Pres.)

Current Streak: LSU 5 games

1925	Knoxville	T	0-0
1926	Baton Rouge	W	14-7
1933	Baton Rouge	L	0-7
1934	Knoxville	W	19-13
1938	Knoxville	W	14-6
1939	Baton Rouge	W	20-0
1940	Knoxville	W	28-0
1941	Baton Rouge	W	13-6
1942	Knoxville	W	26-0
1944	Baton Rouge	W	13-0
1952	Baton Rouge	W	22-3
1953	Knoxville	W	32-14
1959	Knoxville	W	14-13
1964	Baton Rouge	T	3-3
1967	Knoxville	W	17-14
1972	Houston	W	24-17
1974	Baton Rouge	L	10-20
1975	Knoxville	W	24-10
1982	Baton Rouge	T	24-24
1983	Knoxville	W	20-6
1988	Knoxville	L	9-34
1989	Baton Rouge	W	45-39
1992	Baton Rouge	W	20-0
1993	Knoxville	W	42-20
2000	Baton Rouge (OT)	L	31-38
2001	Knoxville	W	26-18
2001	Atlanta	L	20-31
2005	Baton Rouge (OT)	W	30-27
2006	Knoxville	L	24-28
2007	Atlanta	L	14-21
2010	Baton Rouge	L	14-16
2011	Knoxville	L	7-38
2017	Knoxville	L	10-30

## LOUISIANA TECH

(2-0-0)

1993	Knoxville	W	50-0
2004	Knoxville	W	42-17

## LOUISVILLE

(5-0-0)

1914	Louisville	W	66-0
1953	Knoxville	W	59-6

1987	Knoxville	W	41-10
1991	Louisville	W	28-11
1993	Knoxville	W	45-10

## MASSACHUSETTS

(1-0-0)

2017	Knoxville	W	17-13
------	-----------	---	-------

## MARSHALL

(2-0-0)

2003	Knoxville	W	34-24
2006	Knoxville	W	33-7

## MARYLAND

(5-3-0)

1951	New Orleans	L	13-28
1956	Knoxville	W	34-7
1957	College Park	W	16-0
1974	Memphis	W	7-3
1975	Knoxville	W	26-8
1983	Orlando	W	30-23
1984	El Paso	L	27-28
2002	Atlanta	L	3-30

## MARYVILLE

(25-1-1)

1892	Maryville	W	25-0
1893	Knoxville	W	32-0
1902	Knoxville	W	34-0
1903	Knoxville	W	17-0
1904	Knoxville	W	17-0
1906	Knoxville	L	0-11
1907	Knoxville	W	34-0
1908	Knoxville	W	39-5
1910	Knoxville	W	13-0
1911	Knoxville	W	22-5
1912	Knoxville	W	38-0
1913	Knoxville	W	75-0
1916	Knoxville	W	32-6
1919	Knoxville	W	32-2
1920	Knoxville	W	47-0
1921	Maryville	W	7-0
1922	Knoxville	W	21-0
1923	Knoxville	T	14-14
1924	Knoxville	W	28-10
1925	Knoxville	W	13-0
1926	Knoxville	W	6-0
1927	Knoxville	W	7-0
1928	Knoxville	W	41-0
1930	Knoxville	W	54-0
1931	Knoxville	W	33-0
1932	Knoxville	W	60-0
1936	Knoxville	W	34-0

## MEMPHIS

(22-1-0)

### AS MEMPHIS STATE

1968	Knoxville	W	24-17
1969	Memphis	W	55-16
1972	Memphis	W	38-7
1974	Knoxville	W	34-6
1976	Memphis	W	21-14
1977	Knoxville	W	27-14
1981	Memphis	W	28-9
1982	Knoxville	W	29-3
1984	Knoxville	W	41-9
1985	Memphis	W	17-7
1986	Knoxville	W	33-3
1988	Memphis	W	38-25
1991	Knoxville	W	52-24
1992	Memphis	W	26-21

### AS MEMPHIS



1994	Knoxville	W	24-13
1996	Memphis	L	17-21
1999	Knoxville	W	17-16
2000	Memphis	W	19-17
2001	Knoxville	W	49-28
2005	Knoxville	W	20-16
2006	Memphis	W	41-7
2009	Knoxville	W	56-28
2010	Memphis	W	50-14

**MERCER**

(2-1-0)

1912	Macon	L	14-27
1939	Knoxville	W	17-0
1940	Knoxville	W	49-0

**MIAMI (FLA.)**

(2-1-0)

1985	New Orleans	W	35-7
2002	Knoxville	L	3-26
2003	Miami	W	10-6

**MICHIGAN**

(1-0-0)

2001	Orlando	W	45-17
------	---------	---	-------

**MIDDLE TENNESSEE**

(2-0-0)

2002	Knoxville	W	26-3
2011	Knoxville	W	24-0

**MINNESOTA**

(1-0-0)

1986	Memphis	W	21-14
------	---------	---	-------

**MISSISSIPPI**

(44-20-1)

at Knoxville: 25-5  
at Oxford: 3-2  
at Memphis: 13-10-1  
at Jackson: 3-3

Biggest Win: 49 points (49-0, 1922 in Knoxville)

Biggest Loss: 38 points (38-0, 1969 in Jackson)

Longest Winning Streak: 12, 2x (1902-35, 1984-2005)

Longest Losing Streak: 8 games (1959-66)

Current Streak: Ole Miss 1 game

1902	Memphis	W	11-10
1922	Knoxville	W	49-0
1923	Knoxville	W	10-0
1927	Knoxville	W	21-7
1928	Knoxville	W	13-12
1929	Knoxville	W	52-7
1930	Knoxville	W	27-0
1931	Knoxville	W	38-0
1932	Knoxville	W	33-0
1933	Knoxville	W	35-6
1934	Knoxville	W	27-0
1935	Memphis	W	14-13
1936	Memphis	T	0-0
1937	Memphis	W	32-0
1938	Memphis	W	47-0
1942	Memphis	W	14-0
1944	Memphis	W	20-7
1945	Memphis	W	34-0
1946	Memphis	W	18-14
1947	Memphis	L	13-43
1948	Memphis	L	13-16

1949	Memphis	W	35-7
1950	Knoxville	W	35-0
1951	Oxford	W	46-21
1956	Knoxville	W	27-7
1957	Memphis	L	7-14
1958	Knoxville	W	18-16
1959	Memphis	L	7-37
1960	Knoxville	L	3-24
1961	Memphis	L	10-24
1962	Knoxville	L	6-19
1963	Memphis	L	0-20
1964	Knoxville	L	0-30
1965	Memphis	L	13-14
1966	Knoxville	L	7-14
1967	Memphis	W	20-7
1968	Knoxville	W	31-0
1969	Jackson	L	0-38
1972	Knoxville	W	17-0
1973	Jackson	L	18-28
1974	Memphis	W	29-17
1975	Memphis	L	6-23
1976	Knoxville	W	32-6
1977	Memphis	L	14-43
1978	Knoxville	W	41-17
1979	Jackson	L	20-44
1980	Memphis	L	9-20
1981	Knoxville	W	28-20
1982	Jackson	W	30-17
1983	Knoxville	L	10-13
1984	Jackson	W	41-17
1985	Knoxville	W	34-14
1986	Jackson	W	22-10
1987	Knoxville	W	55-13
1988	Oxford	W	20-12
1989	Knoxville	W	33-21
1990	Memphis	W	22-13
1991	Knoxville	W	36-25
1996	Memphis	W	41-3
1997	Knoxville	W	31-17
2004	Oxford	W	21-17
2005	Knoxville	W	27-10
2009	Oxford	L	17-42
2010	Knoxville	W	52-14
2014	Oxford	L	3-34

**MISSISSIPPI STATE**

(28-16-1)

at Knoxville: 13-7-0  
at Starkville: 5-5-0  
at Memphis: 9-4-1  
SEC Championship: 1-0

Biggest Win: 38 points (59-21, 2003 in Knoxville)

Biggest Loss: 48 points (48-0, 1910 in Starkville)

Longest Winning Streak: 6 games (1995-2008)

Longest Losing Streak: 4 games (1910-20)

Current Streak: Mississippi State 1 game

**AS MISSISSIPPI A&M**

1907	Memphis	W	11-4
1910	Starkville	L	0-48
1915	Knoxville	L	0-14
1919	Knoxville	L	0-6
1920	Starkville	L	7-13
1921	Memphis	W	14-7
1922	Memphis	W	31-3
1923	Memphis	W	7-3
1924	Memphis	L	2-7
1925	Knoxville	W	14-9
1926	Starkville	W	33-0
1932	Knoxville	W	31-0

**AS MISSISSIPPI STATE**

1933	Knoxville	W	20-0
1934	Knoxville	W	14-0
1948	Knoxville	L	6-21
1949	Knoxville	W	10-0
1950	Starkville	L	0-7
1951	Knoxville	W	14-0
1952	Memphis	W	14-7
1953	Knoxville	L	0-26
1954	Memphis	W	19-7
1955	Knoxville	L	7-13
1957	Knoxville	W	14-9
1958	Memphis	W	13-8
1959	Knoxville	W	22-6
1960	Memphis	T	0-0
1961	Knoxville	W	17-3
1962	Memphis	L	6-7
1963	Knoxville	L	0-7
1964	Memphis	W	14-13
1971	Memphis	W	10-7
1978	Memphis	L	21-34
1979	Memphis	L	9-28
1986	Knoxville	L	23-27
1987	Starkville	W	38-10
1990	Starkville	W	40-7
1991	Knoxville	W	26-24
1994	Starkville	L	21-24
1995	Knoxville	W	52-14
1998	Atlanta	W	24-14
2002	Starkville	W	35-17
2003	Knoxville	W	59-21
2007	Starkville	W	33-21
2008	Knoxville	W	34-3
2012	Starkville	L	31-41

**MISSOURI**

(2-4-0)

at Knoxville: 1-2-0  
at Columbia: 1-2-0  
Biggest Win: 26 points (63-37, 2016 in Knoxville)

Biggest Loss: 33 points (50-17, 2017 in Columbia)

Longest Winning Streak: 2 games (2015-16)

Longest Losing Streak: 3 games (2012-2014)

Current Streak: Missouri 1 game

2012	Knoxville (4OT)	L	48-51
2013	Columbia	L	3-31
2014	Knoxville	L	21-29
2015	Columbia	W	19-8
2016	Knoxville	W	63-37
2017	Columbia	L	17-50

**MOONEY SCHOOL**

(2-0-0)

1910	Knoxville	W	7-0
1911	Knoxville	W	27-0

**MONTANA**

(1-0-0)

2011	Knoxville	W	42-16
------	-----------	---	-------

**NASHVILLE**

(2-1-1)

1901	Nashville	L	5-16
1902	Nashville	W	10-0
1903	Nashville	W	10-0
1904	Knoxville	T	0-0

**NEBRASKA**

(1-2-0)

1997	Miami	L	17-42
------	-------	---	-------

1999	Tempe	L	21-31
2016	Nashville	W	38-24

## UNLV

(2-0-0)			
1996	Knoxville	W	62-3
2004	Knoxville	W	42-17

## NEW MEXICO

(2-0-0)			
1983	Knoxville	W	31-6
1986	Knoxville	W	35-21

## NEW YORK UNIVERSITY

(1-0-0)			
1931	New York	W	13-0

## NORTHWESTERN

(2-0-0)			
1996	Orlando	W	48-28
2015	Tampa	W	45-6

## NORTH CAROLINA

(20-11-1)			
1893	Chapel Hill	L	0-60
1897	Knoxville	L	0-16
1900	Knoxville	L	5-22
1908	Knoxville	W	12-0
1909	Knoxville	L	0-3
1919	Knoxville	T	0-0
1926	Knoxville	W	34-0
1927	Chapel Hill	W	26-0
1930	Knoxville	W	9-7
1931	Chapel Hill	W	7-0
1932	Knoxville	W	20-7
1934	Chapel Hill	W	19-7
1935	Knoxville	L	13-38
1936	Chapel Hill	L	6-14
1945	Knoxville	W	20-6
1946	Knoxville	W	20-14
1947	Chapel Hill	L	6-20
1948	Knoxville	L	7-14
1949	Chapel Hill	W	35-6
1950	Knoxville	W	16-0
1951	Chapel Hill	W	27-0
1952	Knoxville	W	41-14
1953	Chapel Hill	W	20-6
1954	Knoxville	W	26-20
1955	Chapel Hill	W	48-7
1956	Knoxville	W	20-0
1957	Chapel Hill	W	35-0
1958	Knoxville	L	7-21
1959	Chapel Hill	W	29-7
1960	Knoxville	W	27-14
1961	Chapel Hill	L	21-22
2010	Nashville (2OT)	L	27-30

## NORTH CAROLINA STATE

(2-1-0)			
1911	Raleigh	L	0-16
1939	Raleigh	W	13-0
2012	Atlanta	W	35-21

## NORTHERN ILLINOIS

(1-0-0)			
2008	Knoxville	W	13-9

## NORTH TEXAS

(1-1-0)			
1975	Knoxville	L	14-21
2015	Knoxville	W	24-0

## NOTRE DAME

(4-4-0)			
1978	South Bend	L	14-31
1979	Knoxville	W	40-18
1990	Knoxville	L	29-34
1991	South Bend	W	35-34
1999	Knoxville	W	38-14
2001	South Bend	W	28-18
2004	Knoxville	L	13-17
2005	South Bend	L	21-41

## OHIO

(2-0-0)			
2009	Knoxville	W	34-23
2016	Knoxville	W	28-19

## OHIO STATE

(1-0-0)			
1995	Orlando	W	20-14

## OKLAHOMA

(1-3-0)			
1938	Miami	W	17-0
1967	Miami	L	24-26
2014	Norman	L	10-34
2015	Knoxville (OT)	L	24-31

## OKLAHOMA STATE

(1-0-0)			
1995	Knoxville	W	31-0

## OREGON

(0-2-0)			
2010	Knoxville	L	13-48
2013	Eugene	L	14-59

## OREGON STATE

(1-0-1)			
1977	Knoxville	W	41-10
1978	Knoxville	T	13-13

## PACIFIC

(1-0-0)			
1990	Knoxville	W	55-7

## PENN STATE

(2-3-0)			
1971	Knoxville	W	31-11
1972	Knoxville	W	28-21
1992	Tempe	L	17-42
1994	Orlando	L	13-31
2007	Tampa	L	10-20

## PITTSBURGH

(0-2-0)			
1980	Knoxville	L	6-30
1983	Knoxville	L	3-13

## PURDUE

(0-1-0)			
1979	Houston	L	22-27

## RHODES

(3-0-0)			
<b>AS SOUTHWESTERN</b>			
1911	Knoxville	W	22-0
1935	Knoxville	W	20-0
1940	Memphis	W	41-0

## RICE

(2-1-0)			
1946	Miami	L	0-8
1966	Knoxville	W	23-3
1968	Houston	W	52-0

## RICHMOND

(1-0-0)			
1963	Knoxville	W	34-6

## RUTGERS

(3-1-0)			
1979	Knoxville	L	7-13
1983	East Rutherford	W	7-0
1985	Knoxville	W	40-0
2002	Knoxville	W	35-14

## SEWANEE

(12-10-0)			
1891	Chattanooga	L	0-24
1892	Sewanee	L	0-54
1892	Knoxville	L	0-10
1899	Sewanee	L	0-51
1902	Knoxville	W	6-0
1903	Knoxville	L	0-17
1904	Knoxville	L	0-12
1905	Sewanee	L	6-11
1906	Knoxville	L	0-17
1912	Chattanooga	L	6-33
1913	Chattanooga	L	6-17
1914	Chattanooga	W	14-7
1916	Chattanooga	W	17-0
1920	Chattanooga	W	20-0
1921	Knoxville	W	21-0
1922	Chattanooga	W	18-7
1926	Knoxville	W	12-0
1927	Knoxville	W	32-12
1928	Knoxville	W	37-0
1937	Knoxville	W	32-0
1938	Knoxville	W	26-3
1939	Knoxville	W	40-0

## SOUTH ALABAMA

(1-0-0)			
2013	Knoxville	W	31-24

## SOUTH CAROLINA

(25-9-2)			
at Knoxville: 16-3			
at Columbia: 9-6-2			
Biggest Win: 54 points (54-0, 1929 in Knoxville)			
Biggest Loss: 24 points (24-0, 1903 in Columbia)			
Longest Winning Streak: 12 games (1993-2004)			
Longest Losing Streak: 3 games (2010-12)			
Current Streak: South Carolina 2 games			
1903	Columbia	L	0-24
1916	Knoxville	W	26-0
1919	Columbia	T	6-6



1929	Knoxville	W	54-0
1942	Columbia	T	0-0
1965	Knoxville	W	24-3
1966	Knoxville	W	29-17
1969	Knoxville	W	29-14
1970	Columbia	W	20-18
1971	Knoxville	W	35-6
1992	Columbia	L	23-24
1993	Knoxville	W	55-3
1994	Columbia	W	31-22
1995	Knoxville	W	56-21
1996	Columbia	W	31-14
1997	Knoxville	W	22-7
1998	Columbia	W	49-14
1999	Knoxville	W	30-7
2000	Columbia	W	17-14
2001	Knoxville	W	17-10
2002	Columbia	W	18-10
2003	Knoxville (OT)	W	23-20
2004	Columbia	W	43-29
2005	Knoxville	L	15-16
2006	Columbia	W	31-24
2007	Knoxville (OT)	W	27-24
2008	Columbia	L	6-27
2009	Knoxville	W	31-13
2010	Columbia	L	24-38
2011	Knoxville	L	3-14
2012	Columbia	L	35-38
2013	Knoxville	W	23-21
2014	Columbia (OT)	W	45-42
2015	Knoxville	W	27-24
2016	Columbia	L	21-24
2017	Knoxville	L	9-15

## SOUTHERN CALIFORNIA

(0-4-0)

1939	Pasadena	L	0-14
1944	Pasadena	L	0-25
1980	Knoxville	L	17-20
1981	Los Angeles	L	7-43

## SOUTHERN METHODIST

(1-0-0)

1970	Knoxville	W	28-3
------	-----------	---	------

## SOUTHERN MISSISSIPPI

(6-0-0)

### AS MISSISSIPPI SOUTHERN

1950	Knoxville	W	56-0
------	-----------	---	------

### AS SOUTHERN MISSISSIPPI

1995	Knoxville	W	42-0
1997	Knoxville	W	44-20
2000	Knoxville	W	19-16
2007	Knoxville	W	39-19
2017	Knoxville	W	24-10

## SYRACUSE

(3-0-0)

1966	Jacksonville	W	18-12
1998	Syracuse	W	34-33
2001	Knoxville	W	33-9

## TAMPA

(2-0-0)

1960	Knoxville	W	62-7
1967	Tampa	W	38-0

## TEMPLE

(2-0-0)

1944	Knoxville	W	27-14
------	-----------	---	-------

1990	Knoxville	W	41-20
------	-----------	---	-------

## TENNESSEE-MARTIN

(1-0-0)

2010	Knoxville	W	50-0
------	-----------	---	------

## TENNESSEE MEDICAL SCHOOL

(1-0-1)

1911	Memphis	T	0-0
1912	Memphis	W	62-0

## TENNESSEE MILITARY INSTITUTE

(1-0-0)

1907	Knoxville	W	30-0
------	-----------	---	------

## TENNESSEE SCHOOL FOR DEAF

(1-0-0)

1905	Knoxville	W	16-6
------	-----------	---	------

## TENNESSEE TECH

(6-0-0)

1947	Knoxville	W	49-0
1948	Knoxville	W	41-0
1949	Knoxville	W	36-6
1950	Knoxville	W	48-14
1951	Knoxville	W	68-0
2016	Knoxville	W	55-0

## TEXAS

(1-2-0)

1950	Dallas	W	20-14
1952	Dallas	L	0-16
1968	Dallas	L	13-36

## TEXAS A&M

(2-1-0)

at Knoxville: 0-0  
at College Station: 0-1

Biggest Win: 31 points (38-7, 2004 in Dallas)

Biggest Loss: 7 points (45-38, 2016 in College Station)

Longest Winning Streak: 2 games (1957-2004)

Longest Losing Streak: 1 game (2016)

Current Streak: Texas A&M 1 game

1957	Jacksonville	W	3-0
2004	Dallas	W	38-7
2016	College Station	L	38-45

## TCU

(2-0-0)

1973	Knoxville	W	39-7
1976	Knoxville	W	31-0

## UTEP

(2-0-0)

1986	Knoxville	W	26-16
1990	Knoxville	W	56-0

## TEXAS TECH

(1-1-0)

1973	Jacksonville	L	19-28
1997	Knoxville	W	52-17

## TRANSYLVANIA

(4-1-0)

### AS KENTUCKY UNIVERSITY

1899	Knoxville	W	41-0
1901	Knoxville	L	0-6
1909	Knoxville	W	11-0

### AS TRANSYLVANIA

1920	Knoxville	W	49-0
1927	Knoxville	W	57-0

## TROY

(1-0-0)

2012	Knoxville	W	55-48
------	-----------	---	-------

## TULANE

(4-1-0)

1923	Knoxville	W	13-2
1924	New Orleans	L	7-26
1962	Knoxville	W	28-16
1963	New Orleans	W	26-0
1967	Knoxville	W	35-14

## TULSA

(5-0-0)

1942	New Orleans	W	14-7
1961	Knoxville	W	52-6
1965	Houston	W	27-6
1971	Knoxville	W	38-3
1974	Knoxville	W	17-10

## TUSCULUM

(3-0-0)

1915	Knoxville	W	21-0
1916	Knoxville	W	33-0
1919	Knoxville	W	29-6

## UCLA

(7-6-2)

1965	Memphis	W	37-34
1967	Los Angeles	L	16-20
1968	Knoxville	W	42-18
1970	Knoxville	W	28-17
1974	Knoxville	T	17-17
1975	Los Angeles	L	28-34
1978	Knoxville	L	0-13
1985	Knoxville	T	26-26
1989	Pasadena	W	24-6
1991	Knoxville	W	30-16
1994	Pasadena	L	23-25
1996	Knoxville	W	35-20
1997	Pasadena	W	30-24
2008	Pasadena (OT)	L	24-27
2009	Knoxville	L	15-19

## UTAH

(3-0-0)

1975	Knoxville	W	40-7
1979	Knoxville	W	51-18
1984	Knoxville	W	27-21

## UTAH STATE

(1-0-0)

2014	Knoxville	W	38-7
------	-----------	---	------

## VANDERBILT

(75-31-5)

at Knoxville: 38-12-1



at Nashville: 37-19-4  
 Biggest Win: 65 points (65-0, 1994 in Nashville)  
 Biggest Loss: 51 points (51-0, 1909 in Nashville)  
 Longest Winning Streak: 22 games (1983-2004)  
 Longest Losing Streak: 9 games (1901-13)  
 Current Streak: Vanderbilt 2 games

1892	Nashville	L	4-22
1892	Knoxville	L	0-12
1900	Nashville	T	0-0
1901	Nashville	L	0-22
1902	Knoxville	L	5-12
1903	Nashville	L	0-40
1904	Nashville	L	0-22
1905	Knoxville	L	0-45
1908	Nashville	L	9-16
1909	Nashville	L	0-51
1910	Nashville	L	0-18
1913	Nashville	L	6-7
1914	Nashville	W	16-14
1915	Nashville	L	0-35
1916	Knoxville	W	10-6
1919	Nashville	T	3-3
1920	Knoxville	L	0-20
1921	Nashville	L	0-14
1922	Knoxville	L	6-14
1923	Nashville	L	7-51
1925	Nashville	L	7-34
1926	Nashville	L	3-20
1927	Knoxville	T	7-7
1928	Nashville	W	6-0
1929	Knoxville	W	13-0
1930	Nashville	W	13-0
1931	Knoxville	W	21-7
1932	Nashville	T	0-0
1933	Knoxville	W	33-6
1934	Nashville	W	13-6
1935	Knoxville	L	7-13
1936	Nashville	W	26-13
1937	Knoxville	L	7-13
1938	Nashville	W	14-0
1939	Knoxville	W	13-0
1940	Nashville	W	20-0
1941	Knoxville	W	26-7
1942	Nashville	W	19-7
1945	Knoxville	W	45-0
1946	Nashville	W	7-6
1947	Knoxville	W	12-7
1948	Nashville	L	6-28
1949	Knoxville	W	26-20
1950	Nashville	W	43-0
1951	Knoxville	W	35-27
1952	Nashville	W	46-0
1953	Knoxville	W	33-6
1954	Nashville	L	0-26
1955	Knoxville	W	20-14
1956	Nashville	W	27-7
1957	Knoxville	W	20-6
1958	Nashville	W	10-6
1959	Knoxville	L	0-14
1960	Nashville	W	35-0
1961	Knoxville	W	41-7
1962	Nashville	W	30-0
1963	Knoxville	W	14-0
1964	Nashville	L	0-7
1965	Knoxville	W	21-3
1966	Nashville	W	28-0
1967	Knoxville	W	41-14
1968	Nashville	W	10-7
1969	Knoxville	W	40-27
1970	Nashville	W	24-6
1971	Knoxville	W	19-7
1972	Nashville	W	30-10
1973	Knoxville	W	20-17
1974	Nashville	T	21-21
1975	Knoxville	L	14-17
1976	Nashville	W	13-10
1977	Knoxville	W	42-7

1978	Nashville	W	41-15
1979	Knoxville	W	31-10
1980	Nashville	W	51-13
1981	Knoxville	W	38-34
1982	Nashville	L	21-28
1983	Knoxville	W	34-24
1984	Nashville	W	29-13
1985	Knoxville	W	30-0
1986	Nashville	W	35-20
1987	Knoxville	W	38-36
1988	Nashville	W	14-7
1989	Knoxville	W	17-10
1990	Nashville	W	49-20
1991	Knoxville	W	45-0
1992	Nashville	W	29-25
1993	Knoxville	W	62-14
1994	Nashville	W	65-0
1995	Knoxville	W	12-7
1996	Nashville	W	14-7
1997	Knoxville	W	17-10
1998	Nashville	W	41-0
1999	Knoxville	W	38-10
2000	Nashville	W	28-26
2001	Knoxville	W	38-0
2002	Nashville	W	24-0
2003	Knoxville	W	48-0
2004	Nashville	W	38-33
2005	Knoxville	L	24-28
2006	Nashville	W	39-10
2007	Knoxville	W	25-24
2008	Nashville	W	20-10
2009	Knoxville	W	31-16
2010	Nashville	W	24-10
2011	Knoxville (OT)	W	27-21
2012	Nashville	L	18-41
2013	Knoxville	L	10-14
2014	Nashville	W	24-17
2015	Knoxville	W	53-28
2016	Nashville	L	34-45
2017	Knoxville	L	24-42

## VILLANOVA

(1-0-0)			
1945	Knoxville	W	33-2

## VIRGINIA

(3-1-0)			
1927	Knoxville	W	42-0
1940	Knoxville	W	41-14
1980	Knoxville	L	13-16
1990	New Orleans	W	23-22

## VIRGINIA MILITARY

(0-1-0)			
1923	Knoxville	L	0-33

## VIRGINIA TECH

(6-3-0)			
1896	Knoxville	W	6-4
1897	Roanoke	W	18-0
1899	Knoxville	L	0-5
1911	Blacksburg	L	11-36
1933	Knoxville	W	27-0
1937	Knoxville	W	27-0
1994	Gainesville	W	45-23
2009	Atlanta	L	14-37
2016	Bristol	W	45-24

## WAKE FOREST

(6-3-0)			
1892	Knoxville	L	6-10
1893	Winston-Salem	L	0-64
1937	Knoxville	W	32-0
1945	Knoxville	W	7-6
1946	Knoxville	L	6-19

1962	Knoxville	W	23-0
1970	Memphis	W	41-7
1972	Knoxville	W	45-6
1985	Knoxville	W	31-29

## WASHINGTON & LEE

(5-0-0)			
1899	Knoxville	W	11-0
1928	Knoxville	W	26-7
1929	Roanoke	W	39-0
1950	Knoxville	W	27-20
1951	Knoxville	W	60-14

## WASHINGTON STATE

(4-1-0)			
1980	Knoxville	W	35-23
1982	Knoxville	W	10-3
1984	Knoxville	W	34-27
1988	Knoxville	L	24-52
1994	Knoxville	W	10-9

## WESTERN CAROLINA

(1-0-0)			
2015	Knoxville	W	55-10

## WESTERN KENTUCKY

(2-0-0)			
2009	Knoxville	W	63-7
2013	Knoxville	W	52-20

## WICHITA STATE

(1-0-0)			
1981	Knoxville	W	24-21

## WILLIAM & MARY

(1-0-0)			
1945	Knoxville	W	48-13

## WISCONSIN

(2-0-0)			
1981	East Rutherford	W	28-21
2008	Tampa	W	21-17

## WOFFORD

(1-0-0)			
1952	Knoxville	W	50-0

## WYOMING

(2-1-0)			
1999	Knoxville	W	42-17
2002	Nashville	W	47-7
2008	Knoxville	L	7-13

**Footnote 1**-The present day Duke University was known as Trinity College from 1859-1924; **Footnote 2**-The present day University of Kentucky was known as Kentucky A&M from 1878-1907 and Kentucky State from 1908-1916. UK should not be confused with Transylvania University which was known as Kentucky University from 1878-1909; **Footnote 3**-The present day University of Tennessee at Chattanooga was known from 1889-1906 as Grant University and from 1907-1969 as the University of Chattanooga; **Footnote 4**-The present day Mississippi State University was known until 1932 as Mississippi A&M; **Footnote 5**-The present day University of Memphis was known as Memphis State from 1912-1993.

# VOLS ON TELEVISION

Tennessee's first appearance on television came during the 1951 national championship season when the Vols defeated SEC rival Alabama by a 27-13 margin at Birmingham. The game was carried on WAPI-TV, a local CBS affiliate.

Date	Opponent	Score	WLT	Ntwk
<b>1951</b>				
Oct. 20	at Alabama	27-13	W	CBS
<b>1952</b>				
Jan. 1	Texas (Cotton Bowl)	0-16	L	NBC
<b>1953</b>				
Oct. 17	at Alabama	0-0	T	NBC
<b>1956</b>				
Jan. 1	Baylor (Sugar Bowl)	7-13	L	ABC
<b>1957</b>				
Dec. 28	Texas A&M (Gator Bowl)	3-0	W	CBS
<b>1958</b>				
Sept. 27	at Auburn	0-13	L	NBC
<b>1961</b>				
Oct. 21	at Alabama	3-34	L	ABC
<b>1962</b>				
Oct. 20	Alabama	7-27	L	CBS
<b>1964</b>				
Oct. 24	at LSU	3-3	T	NBC
<b>1965</b>				
Nov. 13	Mississippi (Memphis)	13-14	L	NBC
Dec. 18	Tulsa (Bluebonnet Bowl)	27-6	W	NBC
<b>1966</b>				
Oct. 8	at Georgia Tech	3-6	L	ABC
Nov. 19	Kentucky	28-19	W	ABC
Dec. 31	Syracuse (Gator Bowl)	18-12	W	ABC
<b>1967</b>				
Oct. 14	Georgia Tech	24-13	W	ABC
Jan. 1	Oklahoma (Orange Bowl)	24-26	L	NBC
<b>1968</b>				
Sept. 14	Georgia	17-17	T	ABC
Oct. 19	Alabama	10-9	W	ABC
Jan. 1	Texas (Cotton Bowl)	13-36	L	CBS
<b>1969</b>				
Sept. 27	Auburn	45-19	W	ABC
Dec. 27	Florida (Gator Bowl)	13-14	L	NBC
<b>1970</b>				
Oct. 24	Florida	38-7	W	ABC
Jan. 1	Air Force (Sugar Bowl)	34-13	W	ABC
<b>1971</b>				
Sept. 25	Auburn	9-10	L	ABC
Dec. 4	Penn St.	31-11	W	ABC
Dec. 20	Arkansas (Liberty Bowl)	14-13	W	ABC
<b>1972</b>				
Sept. 9	at Georgia Tech	34-3	W	ABC
Dec. 30	LSU (Bluebonnet Bowl)	24-17	W	Mizlou
<b>1973</b>				
Oct. 20	at Alabama	21-42	L	ABC
Nov. 17	at Mississippi	18-28	L	ABC
Dec. 29	Texas Tech (Gator Bowl)	19-28	L	ABC

<b>1974</b>				
Sept. 7	UCLA	17-17	T	ABC
Dec. 16	Maryland (Liberty Bowl)	7-3	W	ABC
<b>1975</b>				
Sept. 20	at UCLA	28-34	L	ABC
<b>1976</b>				
Sept. 25	at Auburn	28-38	L	ABC
Oct. 16	Alabama	13-20	L	ABC
<b>1978</b>				
Sept. 30	at Auburn	10-29	L	ABC
<b>1979</b>				
Dec. 31	Purdue (Bluebonnet Bowl)	22-27	L	Mizlou
<b>1980</b>				
Oct. 18	Alabama	0-27	L	ABC
<b>1981</b>				
Dec. 13	Wisconsin (Garden St. Bowl)	28-21	W	Mizlou
<b>1982</b>				
Oct. 23	at Georgia Tech	21-31	L	ABC
Dec. 31	Iowa (Peach Bowl)	22-28	L	CBS
<b>1983</b>				
Oct. 8	LSU	20-6	W	TBS
Nov. 12	Mississippi	10-13	L	TBS
Nov. 19	at Kentucky	10-0	W	CBS
Nov. 26	Vanderbilt	34-24	W	CBS
Dec. 17	Maryland (Citrus Bowl)	30-23	W	Mizlou/ESPN
<b>1984</b>				
Sept. 29	at Auburn	10-29	L	TBS
Dec. 1	at Vanderbilt	29-13	W	TBS
Dec. 22	Maryland (Sun Bowl)	27-28	L	CBS
<b>1985</b>				
Sept. 14	UCLA	26-26	T	ABC
Sept. 28	Auburn	38-20	W	ABC
Oct. 19	at Alabama	16-14	W	TBS
Oct. 26	Georgia Tech	6-6	T	ESPN
Nov. 16	Mississippi	34-14	W	TBS
Nov. 23	at Kentucky	42-0	W	TBS
Nov. 30	Vanderbilt	30-0	W	TBS
Jan. 1	Miami (Fla.) (Sugar Bowl)	35-7	W	ABC
<b>1986</b>				
Sept. 13	Mississippi St.	23-27	L	TBS
Sept. 27	at Auburn	8-34	L	ABC
Oct. 18	Alabama	28-56	L	ABC
Oct. 25	at Georgia Tech	13-14	L	TBS
Nov. 15	at Mississippi	22-10	W	TBS
Dec. 29	Minnesota (Liberty Bowl)	21-14	W	Raycom
<b>1987</b>				
Aug. 30	Iowa (Kickoff Classic)	23-22	W	ABC
Sept. 12	at Mississippi St.	38-10	W	TBS
Sept. 26	Auburn	20-20	T	TBS
Oct. 3	California	38-12	W	TBS
Oct. 17	at Alabama	22-41	L	ESPN
Oct. 31	at Boston College	18-20	L	GAIFN
Nov. 28	Vanderbilt	38-36	W	WZTV
Jan. 2	Indiana (Peach Bowl)	27-22	W	Mizlou

GENERAL

STAFF

PLAYERS

REVIEW

HISTORY

HONORS

VOLMANAC

RECORDS



1988		0-3		
Sept. 3	at Georgia	17-28	L	ESPN
Sept. 17	LSU	9-34	L	TBS
Sept. 24	at Auburn	6-38	L	CBS

1989		8-1		
Sept. 9	at UCLA	24-6	W	VideoSeat
Sept. 30	Auburn	21-14	W	CBS
Oct. 7	Georgia	17-14	W	ESPN
Oct. 21	at Alabama	30-47	L	CBS
Oct. 28	at LSU	45-39	W	TBS
Nov. 18	Ole Miss	33-21	W	VideoSeat
Nov. 25	at Kentucky	31-10	W	ESPN
Dec. 2	Vanderbilt	17-10	W	TBS
Jan. 1	Arkansas (Cotton Bowl)	31-27	W	CBS

1990		8-2-2		
Aug. 26	Colorado (Pigskin Classic)	31-31	T	NBC
Sept. 1	Pacific	55-7	W	VideoSeat
Sept. 8	at Mississippi St.	40-7	W	TBS
Sept. 29	at Auburn	26-26	T	ESPN
Oct. 13	Florida	45-3	W	ESPN
Oct. 20	Alabama	6-9	L	ESPN
Nov. 3	Temple	41-20	W	VideoSeat
Nov. 10	Notre Dame	29-34	L	CBS
Nov. 17	Mississippi (Memphis)	22-13	W	CBS
Nov. 24	Kentucky	42-28	W	TBS
Dec. 1	at Vanderbilt	49-20	W	VideoSeat
Jan. 1	Virginia (Sugar Bowl)	23-22	W	ABC

1991		9-3		
Sept. 5	at Louisville	28-11	W	ESPN
Sept. 14	UCLA	30-16	W	TBS
Sept. 21	Mississippi St.	26-24	W	TBS
Sept. 28	Auburn	30-21	W	ESPN
Oct. 12	at Florida	18-35	L	ESPN
Oct. 19	at Alabama	19-24	L	ABC
Nov. 2	Memphis	52-24	W	VideoSeat
Nov. 9	at Notre Dame	35-34	W	NBC
Nov. 16	Ole Miss	36-25	W	VideoSeat
Nov. 23	at Kentucky	16-7	W	TBS
Nov. 30	Vanderbilt	45-0	W	SpSouth
Jan. 1	Penn State (Fiesta Bowl)	17-42	L	NBC

1992		7-3		
Sept. 12	at Georgia	34-31	W	ABC
Sept. 19	Florida	31-14	W	ABC
Sept. 26	Cincinnati	40-0	W	VideoSeat
Oct. 3	at LSU	20-0	W	ESPN
Oct. 10	Arkansas	24-25	L	JP
Oct. 17	Alabama	10-17	L	ABC
Oct. 31	at South Carolina	23-24	L	JP
Nov. 14	at Memphis	26-21	W	VideoSeat
Nov. 28	at Vanderbilt	29-25	W	VideoSeat
Jan. 1	Boston College (H of F Bowl)	38-23	W	ESPN

1993		9-2-1		
Sept. 4	Louisiana Tech	50-0	W	VideoSeat
Sept. 11	Georgia	38-6	W	ESPN
Sept. 18	at Florida	34-41	L	ABC
Sept. 25	LSU	42-20	W	JP
Oct. 2	Duke	52-19	W	VideoSeat
Oct. 9	at Arkansas	28-14	W	JP
Oct. 16	at Alabama	*17-17	T	ABC
Oct. 30	South Carolina	55-3	W	JP
Nov. 6	Louisville	45-10	W	ABC
Nov. 20	at Kentucky	48-0	W	ESPN
Nov. 27	Vanderbilt	62-14	W	JP
Jan. 1	Penn State (Citrus Bowl)	13-31	L	ABC

\*Game later forfeited to UT as result of NCAA sanctions.

1994		5-4		
Sept. 3	at UCLA	23-25	L	ABC
Sept. 10	at Georgia	41-23	W	ESPN
Sept. 17	Florida	0-31	L	ESPN
Sept. 24	at Mississippi St.	21-24	L	JP
Oct. 8	Arkansas	38-21	W	VideoSeat
Oct. 15	Alabama	13-17	L	ESPN
Nov. 19	Kentucky	52-0	W	JP
Nov. 26	at Vanderbilt	65-0	W	JP
Dec. 30	Virginia Tech (Gator Bowl)	45-23	W	TBS

1995		11-1		
Sept. 2	East Carolina	27-7	W	VideoSeat
Sept. 9	Georgia	30-27	W	ESPN
Sept. 16	at Florida	37-62	L	ABC
Sept. 23	Mississippi St.	52-14	W	ABC
Sept. 30	Oklahoma State	31-0	W	VideoSeat
Oct. 7	at Arkansas	49-31	W	VideoSeat
Oct. 14	at Alabama	41-14	W	ESPN
Oct. 28	South Carolina	56-21	W	JP
Nov. 4	Southern Miss	42-0	W	VideoSeat
Nov. 18	at Kentucky	34-31	W	JP
Nov. 25	Vanderbilt	12-7	W	JP
Jan. 1	Ohio State (Citrus Bowl)	20-14	W	ABC

1996		10-2		
Aug. 31	UNLV	62-3	W	VideoSeat
Sept. 7	UCLA	35-20	W	CBS
Sept. 21	Florida	29-35	L	CBS
Oct. 3	Mississippi (Memphis)	41-3	W	ESPN
Oct. 12	at Georgia	29-17	W	ESPN
Oct. 26	Alabama	20-13	W	CBS
Nov. 2	at South Carolina	31-14	W	JP
Nov. 9	at Memphis	17-21	L	CBS
Nov. 16	Arkansas	55-14	W	JP
Nov. 23	Kentucky	56-10	W	CBS
Nov. 30	at Vanderbilt	14-7	W	ESPN
Jan. 1	Northwestern (Citrus Bowl)	48-28	W	ABC

1997		11-2		
Aug. 30	Texas Tech	52-17	W	ESPN
Sept. 6	at UCLA	30-24	W	ABC
Sept. 20	at Florida	20-33	L	CBS
Oct. 4	Mississippi	31-17	W	CBS
Oct. 11	Georgia	38-13	W	CBS
Oct. 18	at Alabama	38-21	W	ESPN
Nov. 1	South Carolina	22-7	W	JP
Nov. 8	Southern Miss	44-20	W	VideoSeat
Nov. 15	at Arkansas	30-22	W	ESPN2
Nov. 22	at Kentucky	59-31	W	ESPN2/JP
Nov. 29	Vanderbilt	17-10	W	CBS
Dec. 6	Auburn (SEC Championship)	30-29	W	ABC
Jan. 2	Nebraska (Orange Bowl)	17-42	L	CBS

1998		13-0		
Sept. 5	at Syracuse	34-33	W	ESPN
Sept. 19	Florida	(ot) 20-17	W	CBS
Sept. 26	Houston	42-7	W	VideoSeat
Oct. 3	at Auburn	17-9	W	CBS
Oct. 10	at Georgia	22-3	W	CBS
Oct. 24	Alabama	35-18	W	CBS
Oct. 31	at South Carolina	49-14	W	JP
Nov. 7	UAB	37-13	W	VideoSeat
Nov. 14	Arkansas	28-24	W	CBS
Nov. 21	Kentucky	59-21	W	CBS
Nov. 28	at Vanderbilt	41-0	W	ESPN2/JP
Dec. 5	Miss. State (SEC Championship)	24-14	W	ABC
Jan. 4	Florida St. (Fiesta Bowl)	23-16	W	ABC



1999		9-3	
Sept. 4	Wyoming	42-17	W ESPN2
Sept. 18	at Florida	21-23	L CBS
Sept. 25	Memphis	17-16	W VideoSeat
Oct. 2	Auburn	24-0	W ESPN
Oct. 9	Georgia	37-20	W ESPN
Oct. 23	at Alabama	21-7	W CBS
Oct. 30	South Carolina	30-7	W VideoSeat
Nov. 6	Notre Dame	38-14	W ESPN
Nov. 13	at Arkansas	24-28	L JP
Nov. 20	at Kentucky	56-21	W JP
Nov. 27	Vanderbilt	38-10	W CBS
Jan. 2	Nebraska (Fiesta Bowl)	21-31	L ABC

2000		8-4	
Sept. 2	Southern Miss.	19-16	W ESPN
Sept. 16	Florida	23-27	L CBS
Sept. 23	UL-Monroe	70-3	W VideoSeat
Sept. 30	at LSU	(ot) 31-38	L ESPN
Oct. 7	at Georgia	10-21	L ESPN
Oct. 21	Alabama	20-10	W CBS
Oct. 28	at South Carolina	17-14	W JP
Nov. 4	at Memphis	19-17	W Fox
Nov. 11	Arkansas	63-20	W JP
Nov. 18	Kentucky	59-20	W JP
Nov. 25	at Vanderbilt	28-26	W JP
Jan. 1	Kansas State (Cotton Bowl)	21-35	L Fox

2001		11-2	
Sept. 1	Syracuse	33-9	W ESPN2
Sept. 8	at Arkansas	13-3	W ESPN2
Sept. 29	LSU	26-18	W ESPN
Oct. 6	Georgia	24-26	L CBS
Oct. 20	at Alabama	35-24	W CBS
Oct. 27	South Carolina	17-10	W ESPN2
Nov. 3	at Notre Dame	28-18	W NBC
Nov. 10	Memphis	49-28	W VideoSeat
Nov. 17	at Kentucky	38-35	W JP
Nov. 24	Vanderbilt	38-0	W CBS
Dec. 1	at Florida	34-32	W CBS
Dec. 8	LSU (SEC Championship)	20-31	L CBS
Jan. 1	Michigan (Citrus Bowl)	45-17	W ABC

2002		8-5	
Aug. 31	Wyoming (Nashville)	47-7	W ESPN2
Sept. 7	MTSU	26-3	W VideoSeat
Sept. 21	Florida	13-30	L CBS
Sept. 28	Rutgers	35-14	W VideoSeat
Oct. 5	Arkansas	(6 ot) 41-38	W ESPN
Oct. 12	at Georgia	13-18	L CBS
Oct. 26	Alabama	14-34	L ESPN
Nov. 2	at South Carolina	18-10	W CBS
Nov. 9	Miami (Fla.)	3-26	L CBS
Nov. 16	at Mississippi St.	35-17	W JP
Nov. 23	at Vanderbilt	24-0	W JP
Nov. 30	Kentucky	24-0	W JP
Dec. 31	Maryland (Peach Bowl)	3-30	L ESPN

2003		10-3	
Aug. 30	Fresno State	24-6	W ESPN2
Sept. 6	Marshall	34-24	W ESPN2
Sept. 20	at Florida	24-10	W CBS
Sept. 27	South Carolina	(ot) 23-20	W ESPN
Oct. 4	at Auburn	21-28	L ESPN
Oct. 11	Georgia	14-41	L ESPN2
Oct. 25	at Alabama	(5 ot) 51-43	W CBS
Nov. 1	Duke	23-6	W VideoSeat
Nov. 8	at Miami (Fla.)	10-6	W ABC
Nov. 15	Mississippi State	59-21	W JP
Nov. 22	Vanderbilt	48-0	W VideoSeat
Nov. 29	at Kentucky	20-7	W JP
Jan. 2	Clemson (Peach Bowl)	14-27	L ESPN

2004		10-3	
Sept. 5	UNLV	42-17	W ESPN
Sept. 18	Florida	30-28	W CBS
Sept. 25	Louisiana Tech	42-17	W VideoSeat
Oct. 2	Auburn	10-34	L ESPN
Oct. 9	at Georgia	19-14	W CBS
Oct. 16	at Mississippi	21-17	W ESPN2
Oct. 23	Alabama	17-13	W CBS
Oct. 30	at South Carolina	43-29	W JP
Nov. 6	Notre Dame	13-17	L CBS
Nov. 20	at Vanderbilt	38-33	W JP
Nov. 27	Kentucky	37-31	W JP
Dec. 4	Auburn (SEC Championship)	28-38	L CBS
Jan. 1	Texas A&M (Cotton Bowl)	38-7	W Fox

2005		4-6	
Sept. 3	UAB	17-10	W JP
Sept. 17	at Florida	7-16	L CBS
Sept. 26	at LSU	30-27	W ESPN2
Oct. 1	Mississippi	27-10	W JP
Oct. 8	Georgia	14-27	L CBS
Oct. 22	at Alabama	3-6	L CBS
Oct. 29	South Carolina	15-16	L ESPN2
Nov. 5	at Notre Dame	21-41	L NBC
Nov. 12	Memphis	20-16	W VideoSeat
Nov. 19	Vanderbilt	24-28	L JP
Nov. 26	at Kentucky	27-8	W JP

2006		9-4	
Sept. 2	California	35-18	W ESPN
Sept. 9	Air Force	31-30	W VideoSeat
Sept. 16	Florida	20-21	L CBS
Sept. 23	Marshall	33-7	W VideoSeat
Sept. 30	at Memphis	41-7	W ESPN
Oct. 7	at Georgia	51-33	W ESPN
Oct. 21	Alabama	16-13	W CBS
Oct. 28	at South Carolina	31-24	W ESPN
Nov. 4	LSU	24-28	L CBS
Nov. 11	at Arkansas	14-31	L ESPN2
Nov. 18	at Vanderbilt	39-10	W LFN
Nov. 25	Kentucky	17-12	W LFN
Jan. 1	Penn State (Outback Bowl)	10-20	L ESPN

2007		10-4	
Sept. 1	California	31-45	L ABC
Sept. 8	Southern Miss	39-19	W VideoSeat
Sept. 15	at Florida	20-59	L CBS
Sept. 22	Arkansas State	48-27	W VideoSeat
Oct. 6	Georgia	35-14	W CBS
Oct. 13	at Mississippi State	33-21	W VideoSeat
Oct. 20	Alabama	17-41	L LF
Oct. 27	South Carolina	27-24	W ESPN
Nov. 3	Louisiana Lafayette	59-7	W VideoSeat
Nov. 10	Arkansas	34-13	W LF
Nov. 17	Vanderbilt	25-24	W VideoSeat
Nov. 24	at Kentucky	(5 ot) 52-50	W CBS
Dec. 1	LSU	14-21	L CBS
Jan. 1	Wisconsin (Outback Bowl)	21-17	W ESPN

2008		5-7	
Sept. 1	at UCLA	(ot) 24-27	L ESPN
Sept. 13	UAB	35-3	W Raycom
Sept. 20	Florida	6-30	L CBS
Sept. 27	at Auburn	12-14	L CBS
Oct. 11	at Georgia	14-26	L CBS
Oct. 4	Northern Illinois	13-9	W VideoSeat
Oct. 18	Mississippi State	34-3	W VideoSeat
Oct. 25	Alabama	9-29	L ESPN
Nov. 1	at South Carolina	6-27	L ESPN2
Nov. 8	Wyoming	7-13	L VideoSeat
Nov. 22	at Vanderbilt	20-10	W Raycom
Nov. 29	Kentucky	28-10	W ESPN2



2009		7-6	
Sept. 5	Western Kentucky	63-7	W SEC
Sept. 12	UCLA	15-19	L ESPN
Sept. 19	at Florida	13-23	L CBS
Sept. 26	Ohio	34-23	W VideoSeat
Oct. 3	Auburn	22-26	L ESPN
Oct. 10	Georgia	45-19	W SEC
Oct. 24	at Alabama	10-12	L CBS
Oct. 31	South Carolina	31-13	W ESPN
Nov. 7	Memphis	56-28	W ESPNU
Nov. 14	at Mississippi	17-42	L CBS
Nov. 21	Vanderbilt	31-16	W ESPNU
Nov. 28	at Kentucky	(ot) 30-24	W ESPNU
Dec. 31	Va. Tech (Chick-fil-A Bowl)	14-37	L ESPN

2010		6-7	
Sept. 4	UT Martin	50-0	W VideoSeat
Sept. 11	Oregon	13-48	L ESPN2
Sept. 18	Florida	17-31	L CBS
Sept. 25	UAB	(2 ot) 32-29	W SEC
Oct. 2	at LSU	14-16	L CBS
Oct. 9	at Georgia	14-41	L SEC
Oct. 23	Alabama	10-41	L ESPN
Oct. 30	at South Carolina	24-38	L SEC
Nov. 6	at Memphis	50-14	W CBS-C
Nov. 13	Mississippi	52-14	W CBS
Nov. 20	at Vanderbilt	24-10	W CSS
Nov. 27	Kentucky	24-14	W SEC
Dec. 30	UNC (Music City Bowl) (2 ot)	27-30	L ESPN

2011		5-7	
Sept. 3	Montana	42-16	W VideoSeat
Sept. 10	Cincinnati	45-23	W ESPN2
Sept. 17	at Florida	23-33	L CBS
Oct. 1	Buffalo	41-10	W CSS
Oct. 8	Georgia	12-20	L ESPN2
Oct. 15	LSU	7-38	L CBS
Oct. 22	at Alabama	6-37	L ESPN2
Oct. 29	South Carolina	3-14	L ESPN2
Nov. 5	Middle Tennessee	24-0	W FSN
Nov. 12	at Arkansas	7-49	L ESPN2
Nov. 19	Vanderbilt	(ot) 27-21	W ESPNU
Nov. 26	at Kentucky	7-10	L SEC

2012		5-7	
Aug. 31	vs. NC State (Atlanta)	35-21	W ESPNU
Sept. 8	Georgia State	51-13	W VideoSeat
Sept. 15	Florida	20-37	L ESPN
Sept. 22	Akron	47-26	W CSS
Sept. 29	at Georgia	44-51	L CBS
Oct. 13	at Mississippi State	31-41	L ESPN2
Oct. 20	Alabama	13-44	L ESPN
Oct. 27	at South Carolina	35-38	L ESPN
Nov. 3	Troy	55-48	W FSN
Nov. 10	Missouri	(4 ot) 48-51	L SEC
Nov. 17	at Vanderbilt	18-41	L ESPN2
Nov. 24	Kentucky	37-17	W SEC

2013		5-7	
Aug. 31	Austin Peay	45-0	W VideoSeat
Sept. 7	Western Kentucky	52-20	W SEC TV
Sept. 14	Oregon	14-59	L ABC
Sept. 21	Florida	17-31	L CBS
Sept. 28	South Alabama	31-24	W SEC TV
Oct. 5	Georgia	(ot) 31-34	L CBS
Oct. 19	South Carolina	23-21	W ESPN
Oct. 26	at Alabama	10-45	L CBS
Nov. 2	at Missouri	3-31	L ESPN
Nov. 9	Auburn	23-55	L ESPN
Nov. 23	Vanderbilt	10-14	L ESPN2
Nov. 30	at Kentucky	17-14	W ESPNU

2014		7-6	
Aug. 31	Utah State	38-7	W SECN
Sept. 6	Arkansas State	34-19	W SECN
Sept. 13	at Oklahoma	10-34	L ABC
Sept. 27	at Georgia	32-35	L ESPN
Oct. 4	Florida	9-10	L SECN
Oct. 11	Chattanooga	45-10	W SECN
Oct. 18	at Ole Miss	3-34	L ESPN
Oct. 25	Alabama	20-34	L ESPN2
Nov. 1	at South Carolina	(ot) 45-42	W SECN
Nov. 15	Kentucky	50-16	W SECN
Nov. 22	Missouri	21-29	L ESPN
Nov. 29	at Vanderbilt	24-17	W SECN
Jan. 2	Iowa (TaxSlayer Bowl)	45-28	W ESPN

2015		9-4	
Sept. 5	vs. Bowling Green (Nashville)	59-30	W SECN
Sept. 12	Oklahoma	(2 ot) 24-31	L ESPN
Sept. 19	Western Carolina	55-10	W ESPNU
Sept. 26	at Florida	27-28	L CBS
Oct. 3	Arkansas	20-24	L ESPN2
Oct. 10	Georgia	38-31	W CBS
Oct. 24	at Alabama	14-19	L CBS
Oct. 31	at Kentucky	52-21	W SECN
Nov. 7	South Carolina	27-24	W SECN
Nov. 14	North Texas	24-0	W SECN
Nov. 21	at Missouri	19-8	W ESPN2
Nov. 28	Vanderbilt	53-28	W SECN
Jan. 1	Northwestern (Outback Bowl)	45-6	W ESPN2

2016		9-4	
Sept. 1	Appalachian State	(ot) 20-13	W SECN
Sept. 10	Virginia Tech (Bristol)	45-24	W ABC
Sept. 17	Ohio	28-19	W SECN
Sept. 24	Florida	38-28	W CBS
Oct. 1	at Georgia	34-31	W CBS
Oct. 8	at Texas A&M	(2 ot) 38-45	L CBS
Oct. 15	Alabama	10-49	L CBS
Oct. 29	at South Carolina	21-24	L ESPN2
Nov. 5	Tennessee Tech	55-0	W SECN Alt
Nov. 12	Kentucky	49-36	W SECN
Nov. 19	Missouri	63-37	W CBS
Nov. 26	at Vanderbilt	34-45	L SECN
Dec. 30	Nebraska (Music City Bowl)	38-24	W ESPN

2017		4-8	
Sept. 4	Georgia Tech (Atlanta) (2 ot)	42-41	W ESPN
Sept. 9	Indiana State	42-7	W SECN
Sept. 16	at Florida	20-26	L CBS
Sept. 23	UMass	17-13	W SECN
Sept. 30	Georgia	0-41	L CBS
Oct. 14	South Carolina	9-15	L SECN
Oct. 21	at Alabama	7-45	L CBS
Oct. 28	at Kentucky	26-29	L SECN
Nov. 4	Southern Miss.	24-10	W SECN
Nov. 11	at Missouri	17-50	L SECN
Nov. 18	LSU	10-30	L ESPN
Nov. 25	Vanderbilt	24-42	L SECN

## RECORD PER TV NETWORK

<b>ABC:</b> 29-25-3	<b>FOX:</b> 2-1	<b>SEC Network:</b> 17-6
<b>CSS:</b> 3-0	<b>FSN:</b> 2-0	<b>SEC Net. Alt.:</b> 1-0
<b>CBS:</b> 39-48	<b>Raycom/LFS/</b>	<b>TBS:</b> 17-5-1
<b>ESPN:</b> 38-31-2	<b>JP:</b> 38-6	<b>PPV/VideoSeat:</b>
<b>ESPN2:</b> 16-15	<b>NBC:</b> 3-7-3	45-1
<b>ESPNU:</b> 7-0	<b>SEC/SEC TV:</b> 7-4	<b>Other:</b> 4-2
<b>Total: 258-147-9</b>		



# MARGINS/STREAKS

## ■ TOTAL POINTS 1891-1936

### TENNESSEE

Year	Opponent	Score	Year	Opponent	Score
1905	American Temp. Univ.	104-0	1893	Duke	70-0
1912	King	101-0	1893	Wake Forest	64-0
1915	Carson-Newman	101-0	1893	North Carolina	60-0
1915	Cumberland	101-0	1893	Kentucky	56-0
1913	Athens	95-0	1892	Sewanee	54-0
1914	Carson-Newman	89-0	1906	Alabama	51-0
1915	Centre	80-0	1909	Vanderbilt	51-0
1913	Maryville	75-0			
1929	Carson-Newman	73-0			
1912	Centre	67-0			
1914	Chattanooga	67-0			

## ■ TOTAL POINTS 1937-PRES.

### TENNESSEE

Year	Opponent	Score	Year	Opponent	Score
2000	Louisiana Monroe	70-3	1995	Florida	62-37
1951	Tennessee Tech	68-0	2013	Oregon	59-14
1994	Vanderbilt	65-0	2007	Florida	59-20
2016	Missouri	63-37	1986	Alabama	56-28
2000	Arkansas	63-20	2013	Auburn	55-23
2009	Western Kentucky	63-7	2007	Kentucky (4OT)	52-50
1960	Tampa	62-7	1988	Washington St.	52-24
1993	Vanderbilt	62-14	2012	Georgia	51-44
1996	UNLV	62-3	2012	Missouri (OT)	51-48
1951	Washington & Lee	60-14			

## ■ MARGINS OF VICTORY/DEFEAT 1891-1936

### WINS

Year	Opponent	Score	Margin
1905	American University	104-0	104
1912	King	101-0	101
1915	Carson-Newman	101-0	101
1915	Cumberland	101-0	101
1913	Athens	95-0	95
1914	Carson-Newman	89-0	89
1915	Centre	80-0	80
1913	Maryville	75-0	75
1929	Carson-Newman	73-0	73
1912	Centre	67-0	67
1914	Chattanooga	67-0	67

### LOSSES

Year	Opponent	Score	Margin
1893	Duke	0-70	70
1893	Wake Forest	0-64	64
1893	North Carolina	0-60	60
1893	Kentucky	0-56	56
1892	Sewanee	0-54	54
1906	Alabama	0-51	51
1909	Vanderbilt	0-51	51
1910	Mississippi A&M	0-48	48
1899	Sewanee	0-46	46

## ■ MARGINS OF VICTORY/DEFEAT 1937-PRES.

### WINS

Year	Opponent	Score	Margin
1951	Tennessee Tech	68-0	68
2000	Louisiana-Monroe	70-3	67
1994	at Vanderbilt	65-0	65
1996	UNLV	62-3	59

### LOSSES

Year	Opponent	Score	Margin
2013	at Oregon	14-59	45
1981	at Georgia	0-44	44
2011	at Arkansas	7-49	42
2017	Georgia	0-41	41
2016	Alabama	10-49	39
2007	at Florida	20-59	39
2017	at Alabama	7-45	38

1969	at Mississippi	0-38	38
1981	at Southern California	7-43	36

## ■ CONSECUTIVE VICTORIES

- 23**—Final two games of 1937 through the regular season of 1939 (Broken by 14-0 loss to Southern California in the 1940 Rose Bowl)
- 20**—Last 10 games of 1950 through the regular season of 1951. (Broken by 28-13 loss to Maryland in the 1952 Sugar Bowl)
- 14**—Entire 1998 13-game season through one game of 1999. (Broken by 23-21 loss at Florida, Sept. 18, 1999)
- 14**—Last six games of 1930 through eight games of 1931. (Broken by 6-6 tie at Kentucky, Nov. 26, 1931)
- 12**—Final games of 1913 through second game of 1915. (Broken by 3-0 home loss to Clemson, Oct. 9, 1915)

## ■ CONSECUTIVE SEC VICTORIES

- 20**—Final two SEC games of 1937 through the regular season of 1940. (Broken by 9-2 loss to Alabama in 1941)
- 17**—Final seven SEC games of 1997 through the SEC Championship Game of 1998. (Broken by 23-21 loss at Florida, Sept. 18, 1999)

## ■ CONSECUTIVE HOME VICTORIES

- 30**—Final game of 1928 season though the second game of 1933. (Broken by 12-6 loss to Alabama, Oct. 21, 1933)
- 23**—Fourth game of the 1996 season through first game of 2000. (Broken by 27-23 loss to Florida, Sept. 16, 2000)
- 22**—First game of 1938 season through the second game of 1941. (Broken by 9-2 loss to Alabama, Oct. 18, 1941)
- 20**—Last game of 1949 season through the fifth game of 1952. (Broken by 14-14 tie to Kentucky, Nov. 22, 1952)

## ■ CONSECUTIVE SEC HOME VICTORIES

- 15**—Second game in 1996 through the end of 1999 season. (Broken by 27-23 loss to Florida, Sept. 16, 2000)
- 11**—First game of 1938 season through the end of 1940. (Broken by 9-2 loss to Alabama, Oct. 18, 1941)

## ■ CONSECUTIVE VICTORIES AWAY FROM NEYLAND STADIUM

- 10**—Last two away games of 1937 through last away game of 1939. (Broken by 14-0 loss in the 1939 Rose Bowl to Southern Cal)
- 7**—Second away game of 1950 through the last away game of 1951. (Broken by 28-13 loss in the 1951 Sugar Bowl to Maryland)
- 7**—Second away game of 1995 through third away game of 1996. (Broken by 21-17 loss to Memphis, Nov. 9, 1996)
- 7**—Entire 1998 season. (Broken by 23-21 loss to Florida, Sept. 18, 1999)

## ■ CONSECUTIVE SEC ROAD VICTORIES

- 11**—Last SEC road game of 1937 through last SEC road game of 1941 (Broken by 0-0 tie at South Carolina, Sept. 26, 1942)
- 7**—Alabama game 1997 through Vanderbilt 1998 (Broken by 23-21 loss at Florida, Sept. 18, 1999)
- 7**—Arkansas game 1995 through Vanderbilt game 1996 (Broken by 33-20 loss at Florida, Sept. 20, 1997)
- 7**—Last SEC road game of 1950 through last SEC road game of 1952 (Broken by 0-0 tie at Alabama, Oct. 17, 1953)

## ■ CONSECUTIVE LOSSES

- 6**—First six games of 1988. (Broken by 38-25 road victory against Memphis State, Oct. 22, 1988)
- 6**—Last four games of 1954 through first two games of 1955. (Broken by 13-0 home victory against Chattanooga)
- 6**—Six games of 1909. (Broken by 0-0 road tie with Chattanooga)
- 6**—Last two games of 1892 through first four games of 1893. (Broken by 32-0 home victory against Maryville, Nov. 18, 1893)
- 5**—Last five games of 1924. (Broken by 51-0 home victory

# VOLMANAC

- against Emory & Henry, Oct. 3, 1925)
- 5—Five games of 1904. (Broken by 23-0 road victory against Grant, Nov. 19, 1904)

## ■ CONSECUTIVE SEC LOSSES

- 9—Vanderbilt game 2016 through Vanderbilt game 2017 (streak carried into 2018 season)
- 8—Kentucky game 2011 through Vanderbilt game 2012 (Broken by 37-17 home victory against Kentucky Nov. 24, 2012)
- 6—Florida game 2011 through Arkansas game 2011 (Broken by 27-21 OT home victory against Vanderbilt, Nov. 19, 2011)
- 6—Alabama game 1954 through Mississippi State game 1955 (Broken by 20-0 win at Alabama, Oct. 15, 1955)
- 5—Auburn game 1977 through Kentucky game 1977 (Broken by 42-7 win at Vanderbilt, Nov. 26, 1977)

## ■ CONSECUTIVE HOME LOSSES

- 4—First four home games of 1988. (Broken by 10-7 home victory against Boston College, Nov. 5, 1988)
- 4—Last two home games of 1954 through first two home games of 1955. (Broken by 13-0 home victory against Chattanooga, Oct. 8, 1955)
- 4—Second through the fifth home game of 1909. (Broken by 11-0 home victory against Transylvania, Nov. 25, 1909)
- 4—Three home games of 1892 through first home game of 1893. (Broken by 32-0 home victory against Maryville, Nov. 18, 1893)

## ■ CONSECUTIVE SEC HOME LOSSES

- 5—Mississippi game 1962 through Georgia Tech game 1963 (Broken by 14-0 win over Vanderbilt, Nov. 30, 1962)

- 4—Georgia game 2017 through Vanderbilt game 2017 (streak carried into 2018 season)
- 4—Georgia game 2005 through Florida game 2006 (Broken by 16-13 win over Alabama, Oct. 21, 2006)
- 4—Alabama game 1954 through Mississippi State game 1955 (Broken by 7-7 tie with Georgia Tech, Nov. 5, 1955)

## ■ CONSECUTIVE LOSSES AWAY FROM NEYLAND STADIUM

- 8—Last four away games of 2012 to first four games of 2013 (Broken with 27-14 win at Kentucky, Nov. 30, 2013)
- 7—Four away games of 1977 through first three away games of 1978. (Broken by 41-15 away victory against Vanderbilt)
- 6—Last three away games of 1912 through first three away games of 1913. (Broken by 13-7 away victory against Kentucky State, Nov. 27, 1913)
- 5—The 2010 Music City Bowl through Kentucky game 2011 (Broken by a 35-21 win over NC State in Atlanta, Ga., Aug. 31, 2012)
- 5—The 1946 Orange Bowl through first four away games of 1947. (Broken by 13-6 away victory against Kentucky, Nov. 22, 1947)

## ■ CONSECUTIVE SEC ROAD LOSSES

- 11—Florida game 2011 through Missouri game 2013 (Broken with 27-14 win at Kentucky, Nov. 30, 2013)
- 6—Alabama game 1977 through Mississippi State game 1978 (Broken by 41-15 win at Vanderbilt, Dec. 2, 1978)
- 5—Vanderbilt game 2016 through Missouri game 2017 (streak carried into 2018 season)
- 4—Georgia game 1981 through Auburn game 1982 (Broken by 24-24 tie at LSU, Oct. 9, 1982)

## PROGRAM MILESTONES

### VICTORIES

No.	Date	Score	Opponent	Place
1	Oct. 15, 1892	25-0	Maryville	
50	Oct. 17, 1908	7-0	Kentucky State	Knoxville
100	Nov. 6, 1920	49-0	Transylvania	Knoxville
150	Oct. 27, 1928	26-7	Washington & Lee	Knoxville
200	Oct. 13, 1934	27-0	Mississippi	Knoxville
250	Nov. 16, 1940	41-14	Virginia	Knoxville
300	Oct. 16, 1948	21-6	Alabama	Knoxville
350	Oct. 15, 1955	20-0	Alabama	Birmingham
400	Nov. 9, 1963	26-0	Tulane	New Orleans
450	Oct. 3, 1970	48-3	Army	Knoxville
500	Nov. 22, 1975	17-13	Kentucky	Lexington
550	Nov. 26, 1983	34-24	Vanderbilt	Knoxville
600	Jan. 1, 1990	31-27	Arkansas	Dallas (Cotton)
650	Oct. 7, 1995	49-31	Arkansas	Fayetteville
700	Sept. 2, 2000	19-16	Southern Mississippi	Knoxville
750	Oct. 1, 2005	27-10	Mississippi	Knoxville
800	Aug. 31, 2013	45-0	Austin Peay	Knoxville

### LOSSES

No.	Date	Score	Opponent	Place
1	Nov. 21, 1891	24-0	Sewanee	Chattanooga
50	Nov. 6, 1909	51-0	Vanderbilt	Nashville
100	Oct. 19, 1935	25-0	Alabama	Knoxville
150	Sept. 27, 1958	13-0	Auburn	Birmingham
200	Dec. 29, 1973	28-19	Texas Tech	Jacksonville (Gator)
250	Oct. 13, 1984	43-30	Florida	Knoxville
300	Dec. 31, 2002	30-3	Maryland	Atlanta (Peach)
350	Oct. 13, 2012	41-31	Mississippi State	Starkville

## ALL-TIME VICTORIES (FBS PROGRAMS)

1.	Michigan	943	339	36	.729	1318	9.	USC	834	339	54	.702	1227
2.	Notre Dame	906	324	42	.729	1272	10.	Tennessee	833	383	53	.677	1269
t3.	Ohio State	898	324	53	.725	1275	11.	Georgia	808	420	54	.651	1282
t3.	Texas	898	366	33	.705	1297	12.	LSU	787	412	47	.651	1246
5.	Nebraska	893	380	40	.695	1313	13.	Auburn	759	436	47	.630	1242
6.	Alabama	891	328	43	.723	1262	14.	West Virginia	744	491	45	.599	1280
7.	Oklahoma	884	323	53	.723	1259	15.	Virginia Tech	738	465	46	.609	1249
8.	Penn State	878	387	42	.689	1307							



# HOMECOMING

Homecoming festivities at the University of Tennessee bring reunions, parades, corsages, the alumni band and memories of days gone by. But mostly, Homecoming means Volunteer football. Over the years, Homecoming has delivered some of the most exciting gridiron confrontations in UT football history.

The alumni festivities first began in the early years of the 20th century. The inaugural installment came with a victory over Vanderbilt in 1916. Homecoming celebrations for former students—a phenomenon of many campuses at about this time—came to fruition during this period. While a Homecoming had been held in 1916, the following year war conditions and limited transportation caused such activities to be cancelled.

Although the event made a comeback in 1919, it was not until 1925 that the Tennessee Alumni Association organized Homecoming activities in connection with the Mississippi A&M football game. Thereafter, Homecoming occurred each year in conjunction with one of the football games. A major attraction of the festivities was a barbecue, as evidenced by the 15 carcasses of beef and 170 gallons of coffee consumed by the alumni in 1927.

Entering the 2002 campaign, Tennessee had won 18 consecutive Homecoming games dating to a 13-10 loss to Mississippi in 1983. However, the Vols lost to the No. 1-ranked Miami Hurricanes 26-3 in the 2002 Homecoming contest.

## ALL-TIME HOMECOMING RESULTS

Date	Opponent	WLT	Score UT Opp.
11/11/1916	Vanderbilt	W	10 6
1917	NO TEAM—WORLD WAR I		
1918	NO TEAM—WORLD WAR I		
11/1/1919	North Carolina	T	0 0
1920	NO HOMECOMING		
1921	NO HOMECOMING		
1922	NO HOMECOMING		
1923	NO HOMECOMING		
1924	NO HOMECOMING		
11/14/1925	Mississippi A&M	W	14 9
11/6/1926	Sewanee	W	12 0
11/12/1927	Vanderbilt	T	7 7
10/27/1928	Washington & Lee	W	26 7
10/19/1929	Alabama	W	6 0
10/25/1930	North Carolina	W	9 7
10/17/1931	Alabama	W	25 0
10/29/1932	Duke	W	16 13
10/21/1933	Alabama	L	6 12
10/27/1934	Duke	W	14 6
10/19/1935	Alabama	L	0 25
10/24/1936	Duke	W	15 13
11/13/1937	Vanderbilt	L	7 13
10/29/1938	Louisiana State	W	14 6
10/21/1939	Alabama	W	21 0
11/23/1940	Kentucky	W	33 0
11/29/1941	Vanderbilt	W	26 7
11/21/1942	Kentucky	W	26 0
1943	NO TEAM—WORLD WAR II		
11/18/1944	Temple	W	27 14
12/1/1945	Vanderbilt	W	45 0
10/19/1946	Alabama	W	12 0
10/4/1947	Duke	L	7 19
10/16/1948	Alabama	W	21 6
11/5/1949	Georgia Tech	L	13 30
11/4/1950	North Carolina	L	16 0
12/1/1951	Vanderbilt	W	35 27
11/26/1952	Florida	W	26 12
11/7/1953	Louisiana State	W	32 14
11/13/1954	Florida	L	0 14
11/5/1955	Georgia Tech	T	7 7
11/3/1956	North Carolina	W	20 0
11/9/1957	Georgia Tech	W	21 6
11/15/1958	Mississippi	W	18 16
11/7/1959	Louisiana State	W	14 13
11/12/1960	Mississippi	L	3 24
10/7/1961	Mississippi State	W	17 3
11/17/1962	Mississippi	L	6 19
10/12/1963	Georgia Tech	L	7 23
11/14/1964	Mississippi	L	0 30
10/9/1965	South Carolina	W	24 3
11/12/1966	Mississippi	L	7 14
11/11/1967	Tulane	W	35 14

Date	Opponent	WLT	Score UT Opp.
11/2/1968	UCLA	W	42 18
11/8/1969	South Carolina	W	29 14
11/21/1970	Kentucky	W	45 0
11/6/1971	South Carolina	W	35 6
11/18/1972	Mississippi	W	17 0
11/3/1973	Georgia	L	31 35
11/23/1974	Kentucky	W	24 7
11/8/1975	Utah	W	40 7
11/13/1976	Mississippi	W	32 6
11/5/1977	Memphis State	W	27 14
11/18/1978	Mississippi	W	41 17
11/3/1979	Rutgers	L	7 13
11/1/1980	Virginia	L	13 16
11/7/1981	Wichita State	W	24 21
11/6/1982	Memphis State	W	29 3
11/12/1983	Mississippi	L	10 13
11/10/1984	Memphis State	W	41 9
11/2/1985	Rutgers	W	40 0
11/8/1986	Memphis State	W	33 3
11/14/1987	Mississippi	W	55 13
11/5/1988	Boston College	W	10 7
10/7/1989	Georgia	W	17 14
10/13/1990	Florida	W	45 3
11/2/1991	Memphis State	W	52 24
9/26/1992	Cincinnati	W	40 0
10/2/1993	Duke	W	52 19
10/1/1994	Washington State	W	10 9
9/30/1995	Oklahoma State	W	31 0
11/16/1996	Arkansas	W	55 14
11/8/1997	Southern Mississippi	W	44 20
11/7/1998	Alabama-Birmingham	W	37 13
9/25/1999	Memphis	W	17 16
9/23/2000	Louisiana-Monroe	W	70 3
11/10/2001	Memphis	W	49 28
11/9/2002	Miami (Fla.)	L	3 26
11/1/2003	Duke	W	23 6
9/25/2004	Louisiana Tech	W	42 17
11/12/2005	Memphis	W	20 16
9/23/2006	Marshall	W	33 7
11/3/2007	Louisiana-Lafayette	W	59 7
11/8/2008	Wyoming	L	7 13
11/7/2009	Memphis	W	56 28
11/13/2010	Mississippi	W	52 14
11/5/2011	Middle Tennessee	W	24 0
11/3/2012	Troy	W	55 48
11/9/2013	Auburn	L	23 55
10/11/2014	Chattanooga	W	45 10
11/14/2015	North Texas	W	24 0
11/5/2016	Tennessee Tech	W	55 0
11/4/2017	Southern Miss	W	24 10

**THE RECORD: 72-19-3**



# TENNESSEE IN THE POLLS

Since the inception of wire service polls, Tennessee has frequently placed among the nation's leaders in the national rankings. The Associated Press poll, which began in 1936, the United Press International poll, running from 1950 until 1991, and the CNN-USA Today poll lasting from 1982 until 1997, when it became the ESPN/USA Today poll, all reflect the lofty standings of the Vols in the eyes of coaches, sports writers and broadcasters.

At the end of the 2015 season, the Vols were ranked in 568 polls (11th all-time) in 51.5 percent of the polls.

Tennessee won the 1951 and 1998 national championships in all polls and finished No. 2 in 1938, 1939, 1956, 1967 and 1995. The Vols have been awarded other national championships as determined by different points and ratings systems in effect at the time.

UT earned national titles in 1938 and 1940 according to both the Dunkel and Litkenhous Systems. The Vols were named national champs in 1950 by Dunkel and in 1967 by Litkenhous. The 1951 title was also honored by both the Litkenhous and Williamson Systems.

## TENNESSEE AS NO. 1

Tennessee ended the 1951 and 1998 seasons ranked No. 1 in the major wire service polls. The 1998 Vols were crowned national champion by the Associated Press and ESPN/USA Today-Coaches poll, while the 1951 Vols were honored by both the AP and UPI polls. In addition, the Vols have held down the nation's top spot on 15 different occasions in the history of the weekly Associated Press poll and have a 15-0 mark in those games. UT's next game results after an AP No. 1 ranking are listed below.

Poll Date	Next Game Result
Oct. 24, 1939	Tennessee 17, Mercer 0 (Oct. 28)
Oct. 31, 1939	Tennessee 20, Louisiana State 0 (Nov. 4)
Nov. 7, 1939	Tennessee 34, The Citadel 0 (Nov. 11)
Nov. 14, 1939	Tennessee 13, Vanderbilt 0 (Nov. 18)
Oct. 23, 1951	Tennessee 68, Tennessee Tech 0 (Oct. 27)
Oct. 30, 1951	Tennessee 27, North Carolina 0 (Nov. 3)
Nov. 11, 1951	Tennessee 46, Mississippi 21 (Nov. 17)
Nov. 20, 1951	Tennessee 28, Kentucky 0 (Nov. 24)
Nov. 27, 1951	Tennessee 35, Vanderbilt 27 (Dec. 1)
Dec. 4, 1951	Final Poll
Nov. 13, 1956	Tennessee 27, Mississippi 7 (Nov. 17)
Nov. 9, 1998	Tennessee 28, Arkansas 24 (Nov. 14)
Nov. 15, 1998	Tennessee 59, Kentucky 21 (Nov. 21)
Nov. 22, 1998	Tennessee 41, Vanderbilt 0 (Nov. 28)
Nov. 29, 1998	Tennessee 24, Mississippi State 14 (Dec. 5)
Dec. 6, 1998	Tennessee 23, Florida State 16 (Jan. 4, 1999)
Jan. 5, 1999	Final Poll

## TENNESSEE VS. NO. 1

In its history, Tennessee has been involved in 14 contests in which the Vols' opponent was ranked No. 1 in the country in the AP Poll.

UT has a 2-12\* all-time record when playing the nation's AP top-ranked team. *\*UT also lost to Florida in 1997, when the Gators were No. 1 in the Coaches Poll.*

The Vols' two victories against a No. 1 team have come against Southeastern Conference foes.

Tennessee, ranked No. 13, edged LSU 14-13 on Nov. 7, 1959, in Knoxville, to knock the Tigers out of the top spot.

On Sept. 28, 1985, the Vols, 0-0-1 and unranked at the time, soundly defeated top-rated Auburn 38-20 in Knoxville. The 1985 Vols went on to win the SEC Championship and finish No. 4 nationally in all polls.

Date	Winner	Loser
<b>Nov. 7, 1959</b>	<b>#13 Tennessee 14</b>	<b>#1 LSU 13</b>
Oct. 20, 1979	#1 Alabama 27	#18 Tennessee 17
Oct. 18, 1980	#1 Alabama 27	Tennessee 0
<b>Sept. 28, 1985</b>	<b>Tennessee 38</b>	<b>#1 Auburn 20</b>
Nov. 10, 1990	#1 Notre Dame 34	#9 Tennessee 29
Sept. 17, 1994	#1 Florida 31	#14 Tennessee 0
Nov. 9, 2002	#1 Miami (Fla.) 26	Tennessee 3
Sept. 19, 2009	#1 Florida 23	Tennessee 13
Oct. 24, 2009	#1 Alabama 12	Tennessee 10
Oct. 15, 2011	#1 LSU 38	Tennessee 7
Oct. 20, 2012	#1 Alabama 44	Tennessee 13
Oct. 26, 2013	#1 Alabama 45	Tennessee 10
Oct. 15, 2016	#1 Alabama 49	#9 Tennessee 10
Oct. 21, 2017	#1 Alabama 45	Tennessee 7

Sept. 20, 1997 #2\* Florida 33 #4 Tennessee 20

\* Florida was the #1 team in the Coaches Poll, but #2 in the AP Poll when the teams played in 1997

## TENNESSEE IN THE RANKINGS

**1** AP No. 1 Finishes: 2  
Coaches' Poll No. 1 Finishes: 2

**2** AP No. 2 Finishes: 4  
Coaches' Poll No. 2 Finishes: 3

**5** AP Top 5 Finishes: 13  
Coaches' Poll Top 5 Finishes: 10

**10** AP Top 10 Finishes: 23  
Coaches' Poll Top 10 Finishes: 18

**25** AP Top 25 Finishes: 44  
Coaches' Poll Top 25 Finishes: 37

### IN A ROW

- Consecutive Top 25 AP Finishes: 11
- Consecutive Top 25 Coaches' Poll Top 5 Finishes: 13

\* Coaches voted in the UPI poll until 1991, when they began voting in the CNN-USA Today poll. It became ESPN/USA Today poll in 1997.

# TENNESSEE IN THE FINAL POLLS

## 1936

*Associated Press*

1. Minnesota
2. Louisiana State
3. Pittsburgh
4. Alabama
5. Washington
6. Santa Clara
7. Northwestern
8. Notre Dame
9. Nebraska
10. Pennsylvania
11. Duke
12. Yale
13. Dartmouth
14. Duquesne
15. Fordham
16. TCU

## 17. TENNESSEE

18. Arkansas
19. Navy
20. Marquette

## 1938

*Associated Press*

1. TCU
2. TENNESSEE
3. Duke
4. Oklahoma
5. Notre Dame
6. Carnegie Tech
7. Southern California
8. Pittsburgh
9. Holy Cross
10. Minnesota
11. Texas Tech
12. Cornell
13. Alabama
14. California
15. Fordham
16. Michigan
17. Northwestern
18. Villanova
19. Tulane
20. Dartmouth

## 1939

*Associated Press*

1. Texas A&M
2. TENNESSEE
3. Southern California
4. Cornell
5. Tulane
6. Missouri
7. UCLA
8. Duke
9. Iowa
10. Duquesne
11. Boston College
12. Clemson
13. Notre Dame
14. Santa Clara
15. Ohio State
16. Georgia Tech
17. Fordham
18. Nebraska
19. Oklahoma
20. Michigan

## 1940

*Associated Press*

1. Minnesota
2. Stanford

3. Michigan
4. TENNESSEE
5. Boston College
6. Texas A&M
7. Nebraska
8. Northwestern
9. Mississippi State
10. Washington
11. Santa Clara
12. Fordham
13. Georgetown
14. Pennsylvania
15. Cornell
16. Southern Methodist
17. Hardin-Simmons
18. Duke
19. Lafayette

## 1941

*Associated Press*

1. Minnesota
2. Duke
3. Notre Dame
4. Texas
5. Michigan
6. Fordham
7. Missouri
8. Duquesne
9. Texas A&M
10. Navy
11. Northwestern
12. Oregon State
13. Ohio State
14. Georgia
15. Pennsylvania
16. Mississippi State
17. Mississippi
18. TENNESSEE
19. Washington State
20. Alabama

## 1942

*Associated Press*

1. Ohio State
2. Georgia
3. Wisconsin
4. Tulsa
5. Georgia Tech
6. Notre Dame
7. TENNESSEE
8. Boston College
9. Michigan
10. Alabama
11. Texas
12. Stanford
13. UCLA
14. William & Mary
15. Santa Clara
16. Auburn
17. Washington State
18. Mississippi State
19. Minnesota
20. Georgia State

## 1944

*Associated Press*

1. Army
2. Ohio State
3. Randolph Fld.
4. Navy
5. Bainbridge NTS
6. Iowa P-F

7. Southern California
8. Michigan
9. Notre Dame
10. March Field
11. Duke
12. TENNESSEE
13. Georgia Tech
13. Norman P-F
15. Illinois
16. El Toro Mns.
17. Great Lakes
18. Fort Pierce
19. St. Mary's P-F
20. 2nd Air Force

## 1945

*Associated Press*

1. Army
2. Alabama
3. Navy
4. Indiana
5. Oklahoma State
6. Michigan
7. St. Mary's (Calif.)
8. Pennsylvania
9. Notre Dame
10. Texas
11. Southern California
12. Ohio State
13. Duke
14. TENNESSEE
15. Louisiana State
16. Holy Cross
17. Tulsa
18. Georgia
19. Wake Forest
20. Columbia

## 1946

*Associated Press*

1. Notre Dame
2. Army
3. Georgia
4. UCLA
5. Illinois
6. Michigan
7. TENNESSEE
8. Louisiana State
9. North Carolina
10. Rice
11. Georgia Tech
12. Yale
13. Pennsylvania
14. Oklahoma
15. Texas
16. Arkansas
17. Tulsa
18. North Carolina St.
19. Delaware
20. Indiana

## 1949

*Associated Press*

1. Notre Dame
2. Oklahoma
3. California
4. Army
5. Rice
6. Ohio State
7. Michigan
8. Minnesota
9. Louisiana State
10. Pacific

11. Kentucky
12. Cornell
13. Villanova
14. Maryland
15. Santa Clara
16. North Carolina
17. TENNESSEE
18. Princeton
19. Michigan State
20. Missouri
20. Baylor

## 1950

*Associated Press*

1. Oklahoma
2. Army
3. Texas
4. TENNESSEE
5. California
6. Princeton
7. Kentucky
8. Michigan State
9. Michigan
10. Clemson
11. Washington
12. Wyoming
13. Illinois
14. Ohio State
15. Miami (Fla.)
16. Alabama
17. Nebraska
18. Washington & Lee
19. Tulsa
20. Tulane

*UPI*

1. Oklahoma
2. Texas
3. TENNESSEE
4. California
5. Army
6. Michigan
7. Kentucky
8. Princeton
9. Michigan State
10. Ohio State
11. Illinois
12. Clemson
13. Miami (Fla.)
14. Wyoming
15. Washington
16. Baylor
17. Alabama
18. Washington & Lee
19. Navy
20. Nebraska
20. Wisconsin

## 1951

*Associated Press*

1. TENNESSEE
2. Michigan State
3. Maryland
4. Illinois
5. Georgia Tech
6. Princeton
7. Stanford
8. Wisconsin
9. Baylor
10. Oklahoma
11. TCU
12. California
13. Virginia

14. San Francisco
15. Kentucky
16. Boston University
17. UCLA
18. Washington State
19. Holy Cross
20. Clemson

*UPI*

1. TENNESSEE
2. Michigan State
3. Illinois
4. Maryland
5. Georgia Tech
6. Princeton
7. Stanford
8. Wisconsin
9. Baylor
10. TCU
11. Oklahoma
12. California
13. Notre Dame
14. San Francisco
14. Purdue
14. Washington State
17. Holy Cross
17. UCLA
17. Kentucky
20. Kansas

## 1952

*Associated Press*

1. Michigan State
2. Georgia Tech
3. Notre Dame
4. Oklahoma
5. Southern California
6. UCLA
7. Mississippi
8. TENNESSEE
9. Alabama
10. Texas
11. Wisconsin
12. Tulsa
13. Maryland
14. Syracuse
15. Florida
16. Duke
17. Ohio State
18. Purdue
19. Princeton
20. Kentucky

*UPI*

1. Michigan State
2. Georgia Tech
3. Notre Dame
4. Oklahoma
4. Southern California
6. UCLA
7. Mississippi
8. TENNESSEE
9. Alabama
10. Wisconsin
11. Texas
12. Purdue
13. Maryland
14. Princeton
15. Ohio State
15. Pittsburgh
17. Navy
18. Duke
19. Houston



19. Kentucky

**1956**

*Associated Press*

1. Oklahoma
- 2. TENNESSEE**
3. Iowa
4. Georgia Tech
5. Texas A&M
6. Miami (Fla.)
7. Michigan
8. Syracuse
9. Michigan State
10. Oregon State
11. Baylor
12. Minnesota
13. Pittsburgh
14. TCU
15. Ohio State
16. Navy
17. George Washington
18. Southern California
19. Clemson
20. Colorado

*UPI*

1. Oklahoma
- 2. TENNESSEE**
3. Iowa
4. Georgia Tech
5. Texas A&M
6. Miami (Fla.)
7. Michigan
8. Syracuse
9. Minnesota
10. Michigan State
11. Baylor
12. Pittsburgh
13. Oregon State
14. TCU
15. Southern California
16. Wyoming
17. Yale
18. Colorado
19. Navy
20. Duke

**1957**

*Associated Press*

1. Auburn
2. Ohio State
3. Michigan State
4. Oklahoma
5. Navy
6. Iowa
7. Mississippi
8. Rice
9. Texas A&M
10. Notre Dame
11. Texas
12. Arizona State
- 13. TENNESSEE**
14. Mississippi State
15. North Carolina St.
16. Duke
17. Florida
18. Army
19. Wisconsin
20. Virginia Military

*UPI*

1. Ohio State
2. Auburn
3. Michigan State
4. Oklahoma
5. Iowa

6. Navy
7. Rice
8. Mississippi
9. Notre Dame
10. Texas A&M
11. Texas
12. Arizona State
13. Army
14. Wisconsin
14. Duke
- 16. TENNESSEE**
17. Oregon
18. Clemson
18. UCLA
20. North Carolina St.

**1960**

*UPI*

1. Minnesota
2. Iowa
3. Mississippi
4. Missouri
5. Washington
6. Navy
7. Arkansas
8. Ohio State
9. Kansas
10. Alabama
11. Duke
11. Baylor
11. Michigan State
14. Auburn
15. Purdue
16. Florida
17. Texas
18. Yale
- 19. TENNESSEE**
19. New Mexico State

**1965**

*Associated Press*

1. Alabama
2. Michigan State
3. Arkansas
4. UCLA
5. Nebraska
6. Missouri
- 7. TENNESSEE**
8. Louisiana State
9. Notre Dame
10. Southern California

*UPI*

1. Michigan State
2. Arkansas
3. Nebraska
4. Alabama
5. UCLA
6. Missouri
- 7. TENNESSEE**
8. Notre Dame
9. Southern California
10. Texas Tech
11. Ohio State
12. Florida
13. Purdue
14. Louisiana State
15. Georgia
16. Tulsa
17. Mississippi
18. Kentucky
19. Syracuse
20. Colorado

**1966**

*UPI*

1. Notre Dame
2. Michigan State
3. Alabama
4. Georgia
5. UCLA
6. Purdue
7. Nebraska
8. Georgia Tech
9. Southern Methodist
10. Miami (Fla.)
11. Florida
12. Mississippi
13. Arkansas
- 14. TENNESSEE**
15. Wyoming
16. Syracuse
17. Houston
18. Southern California
19. Oregon State
20. Virginia Tech

**1967**

*Associated Press*

1. Southern California
- 2. TENNESSEE**
3. Oklahoma
4. Indiana
5. Notre Dame
6. Wyoming
7. Oregon State
8. Alabama
9. Purdue
10. Penn State

*UPI*

1. Southern California
- 2. TENNESSEE**
3. Oklahoma
4. Notre Dame
5. Wyoming
6. Indiana
7. Alabama
8. Oregon State
9. Purdue
10. UCLA
11. Penn State
12. Syracuse
13. Colorado
14. Minnesota
15. Florida State
16. Miami (Fla.)
17. North Carolina St.
18. Georgia
19. Houston
20. Arizona State

**1968**

*Associated Press*

1. Ohio State
2. Penn State
3. Texas
4. Southern California
5. Notre Dame
6. Arkansas
7. Kansas
8. Georgia
9. Missouri
10. Purdue
11. Oklahoma
12. Michigan
- 13. TENNESSEE**
14. SMU
15. Oregon State
16. Auburn
17. Alabama
18. Houston

19. Louisiana State
20. Ohio

*UPI*

1. Ohio State
2. Southern California
3. Penn State
4. Georgia
5. Texas
6. Kansas
- 7. TENNESSEE**
8. Notre Dame
9. Arkansas
10. Oklahoma
11. Purdue
12. Alabama
13. Oregon State
14. Florida State
15. Michigan
16. SMU
17. Missouri
18. Ohio
18. Minnesota
20. Houston
20. Stanford

**1969**

*Associated Press*

1. Texas
2. Penn State
3. Southern California
4. Ohio State
5. Notre Dame
6. Missouri
7. Arkansas
8. Mississippi
9. Michigan
10. Louisiana State
11. Nebraska
12. Houston
13. UCLA
14. Florida
- 15. TENNESSEE**
16. Colorado
17. West Virginia
18. Purdue
19. Stanford
20. Auburn

*UPI*

1. Texas
2. Penn State
3. Arkansas
4. Southern California
5. Ohio State
6. Missouri
7. Louisiana State
8. Michigan
9. Notre Dame
10. UCLA
- 11. TENNESSEE**
12. Nebraska
13. Mississippi
14. Stanford
15. Auburn
16. Houston
17. Florida
18. Purdue
18. San Diego State
18. West Virginia

**1970**

*Associated Press*

1. Nebraska
2. Notre Dame
3. Texas

- 4. TENNESSEE**
5. Ohio State
6. Arizona State
7. Louisiana State
8. Stanford
9. Michigan
10. Auburn
11. Arkansas
12. Toledo
13. Georgia Tech
14. Dartmouth
15. Southern California
16. Air Force
17. Tulane
18. Penn State
19. Houston
20. Oklahoma
20. Mississippi

*UPI*

1. Texas
2. Ohio State
3. Nebraska
- 4. TENNESSEE**
5. Notre Dame
6. Louisiana State
7. Michigan
8. Arizona State
9. Auburn
10. Stanford
11. Air Force
12. Arkansas
13. Houston
14. Dartmouth
15. Oklahoma
16. Colorado
17. Georgia Tech
17. Toledo
19. Penn State
20. Southern California

**1971**

*Associated Press*

1. Nebraska
2. Oklahoma
3. Colorado
4. Alabama
5. Penn State
6. Michigan
7. Georgia
8. Arizona State
- 9. TENNESSEE**
10. Stanford
11. Louisiana State
12. Auburn
13. Notre Dame
14. Toledo
15. Mississippi
16. Arkansas
17. Houston
18. Texas
19. Washington
20. Southern California

*UPI*

1. Nebraska
2. Alabama
3. Oklahoma
4. Michigan
5. Auburn
6. Arizona State
7. Colorado
8. Georgia
- 9. TENNESSEE**
10. Louisiana State
11. Penn State



12. Texas
13. Toledo
14. Houston
15. Notre Dame
16. Stanford
17. Iowa State
18. North Carolina
19. Florida State
20. Arkansas
20. Mississippi

## 1972

### *Associated Press*

1. Southern California
2. Oklahoma
3. Texas
4. Nebraska
5. Auburn
6. Michigan
7. Alabama
- 8. TENNESSEE**
9. Ohio State
10. Penn State
11. Louisiana State
12. North Carolina
13. Arizona State
14. Notre Dame
15. UCLA
16. Colorado
17. North Carolina St.
18. Louisville
19. Washington State
20. Georgia Tech

### *UPI*

1. Southern California
2. Oklahoma
3. Ohio State
4. Alabama
5. Texas
6. Michigan
7. Auburn
8. Penn State
9. Nebraska
10. Louisiana State
- 11. TENNESSEE**
12. Notre Dame
13. Arizona State
14. Colorado
15. North Carolina
16. Louisville
17. UCLA
19. Washington State
19. Utah State
20. San Diego State

## 1973

### *Associated Press*

1. Notre Dame
2. Ohio State
3. Oklahoma
4. Alabama
5. Penn State
6. Michigan
7. Nebraska
8. Southern California
9. Ohio State
9. Houston
11. Texas Tech
12. UCLA
13. Louisiana State
14. Texas
15. Miami (Ohio)
16. North Carolina St.
17. Missouri

18. Kansas
- 19. TENNESSEE**
20. Maryland
20. Tulane

## 1974

### *Associated Press*

1. Oklahoma
2. Southern California
3. Michigan
4. Ohio State
5. Alabama
6. Notre Dame
7. Penn State
8. Auburn
9. Nebraska
10. Miami (Ohio)
11. North Carolina St.
12. Michigan State
13. Maryland
14. Baylor
15. Florida
16. Texas A&M
17. Mississippi State
17. Texas
19. Houston
- 20. TENNESSEE**

### *UPI*

1. Southern California
2. Alabama
3. Ohio State
4. Notre Dame
5. Michigan
6. Auburn
7. Penn State
8. Nebraska
9. North Carolina St.
10. Miami (Ohio)
11. Houston
12. Florida
13. Maryland
14. Baylor
- 15. TENNESSEE**
15. Texas A&M
17. Mississippi State
18. Michigan State
19. Tulsa
- (Only 19 were ranked)

## 1983

### *CNN-USA Today*

1. Miami (Fla.)
2. Auburn
3. Nebraska
4. Georgia
5. Texas
6. Brigham Young
7. Michigan
8. Ohio State
9. Florida
10. Clemson
11. Illinois
12. SMU
13. Alabama
14. Air Force
15. West Virginia
16. Iowa
- 17. TENNESSEE**
18. UCLA
19. Pittsburgh
20. Penn State
21. Oklahoma
22. Boston College
23. Oklahoma State

24. Maryland
25. East Carolina

## 1985

### *Associated Press*

1. Oklahoma
2. Michigan
3. Penn State
- 4. TENNESSEE**
5. Florida
6. Texas A&M
7. UCLA
8. Air Force
9. Miami (Fla.)
10. Iowa
11. Nebraska
12. Arkansas
13. Alabama
14. Ohio State
15. Florida State
16. Brigham Young
17. Baylor
18. Maryland
19. Georgia Tech
20. Louisiana State

### *UPI*

1. Oklahoma
2. Michigan
3. Penn State
- 4. TENNESSEE**
5. Air Force
6. UCLA
7. Texas A&M
8. Miami (Fla.)
9. Iowa
10. Nebraska
11. Ohio State
12. Arkansas
13. Florida State
14. Alabama
15. Baylor
16. Fresno State
17. Brigham Young
18. Georgia Tech
19. Maryland
20. Louisiana State

### *CNN-USA Today*

1. Oklahoma
2. Penn State
3. Michigan
- 4. TENNESSEE**
5. Florida
6. Miami (Fla.)
7. Air Force
8. Texas A&M
9. UCLA
10. Iowa
11. Nebraska
12. Alabama
13. Ohio State
14. Florida State
15. Arkansas
16. Brigham Young
17. Maryland
18. Georgia Tech
19. Baylor
20. Auburn
21. Louisiana State
22. Army
23. Fresno State
24. Georgia
25. Oklahoma State

## 1987

### *Associated Press*

1. Miami (Fla.)
2. Florida State
3. Oklahoma
4. Syracuse
5. Louisiana State
6. Nebraska
7. Auburn
8. Michigan State
9. UCLA
10. Texas A&M
11. Oklahoma State
12. Clemson
13. Georgia
- 14. TENNESSEE**
15. South Carolina
16. Iowa
17. Notre Dame
18. Southern California
19. Michigan
20. Arizona State

### *UPI*

1. Miami (Fla.)
2. Florida State
3. Oklahoma
4. Syracuse
5. Louisiana State
6. Nebraska
7. Auburn
8. Michigan State
9. Texas A&M
10. Clemson
11. UCLA
12. Oklahoma State
- 13. TENNESSEE**
14. Georgia
15. South Carolina
16. Iowa
17. Southern California
18. Michigan
19. Texas
20. Indiana

### *CNN-USA Today*

1. Miami (Fla.)
2. Florida State
3. Oklahoma
4. Syracuse
5. Nebraska
6. Louisiana State
7. Auburn
8. Michigan State
9. Texas A&M
10. UCLA
11. Clemson
12. Oklahoma State
13. Georgia
- 14. TENNESSEE**
15. Iowa
16. Notre Dame
17. Southern California
18. South Carolina
19. Michigan
20. Texas
21. Pittsburgh
22. Indiana
23. Penn State
24. Ohio State

## 1989

### *Associated Press*

1. Miami (Fla.)
2. Notre Dame

3. Florida State
4. Colorado
- 5. TENNESSEE**
6. Auburn
7. Michigan
8. USC
9. Alabama
10. Illinois
11. Nebraska
12. Clemson
13. Arkansas
14. Houston
15. Penn State
16. Michigan State
17. Pittsburgh
18. Virginia
19. Texas Tech
20. Texas A&M
21. West Virginia
22. Brigham Young
23. Washington
24. Ohio State
25. Arizona

### *UPI*

1. Miami (Fla.)
2. Florida State
3. Notre Dame
4. Colorado
- 5. TENNESSEE**
6. Auburn
7. Alabama
8. Michigan
9. USC
10. Illinois
11. Clemson
12. Nebraska
13. Arkansas
14. Penn State
15. Virginia
16. Texas Tech
- (tie) Michigan State
18. Brigham Young
19. Pittsburgh
20. Washington

### *CNN-USA Today*

1. Miami (Fla.)
2. Florida State
3. Florida State
4. Colorado
- 5. TENNESSEE**
6. Auburn
7. Southern California
8. Michigan
9. Alabama
10. Illinois
11. Nebraska
12. Clemson
13. Arkansas
14. Houston
15. Penn State
16. Virginia
17. Michigan State
18. Texas Tech
19. Pittsburgh
20. Texas A&M
21. West Virginia
22. Brigham Young
23. Syracuse
24. Ohio State
25. Washington

## 1990

### *Associated Press*

1. Colorado
2. Georgia Tech
3. Miami (Fla.)
4. Florida State
5. Washington
6. Notre Dame
7. Michigan
- 8. TENNESSEE**
9. Clemson
10. Houston
11. Penn State
12. Texas
13. Florida
14. Louisville
15. Texas A&M
16. Michigan State
17. Oklahoma
18. Iowa
19. Auburn
20. Southern California
21. Mississippi
22. Brigham Young
23. Virginia
24. Nebraska
25. Illinois

*UPI*

1. Georgia Tech
2. Colorado
3. Miami (Fla.)
4. Florida State
5. Washington
6. Notre Dame
- 7. TENNESSEE**
8. Michigan
9. Clemson
10. Penn State
11. Texas
12. Louisville
13. Texas A&M
14. Michigan State
15. Virginia
16. Iowa
17. Brigham Young
18. Nebraska
19. Auburn
20. San Jose State
21. Syracuse
22. Southern California
23. Mississippi
24. Illinois
25. Virginia Tech

*CNN-USA Today*

1. Colorado
2. Georgia Tech
3. Miami (Fla.)
4. Florida State
5. Washington
6. Notre Dame
- 7. TENNESSEE**
8. Michigan
9. Clemson
10. Texas
11. Penn State
12. Houston
13. Florida
14. Louisville
15. Michigan State
16. Texas A&M
17. Oklahoma
18. Iowa
19. Auburn
20. Brigham Young
21. Mississippi
22. Southern California

23. Nebraska
24. Illinois
25. Virginia

**1991**

*Associated Press*

1. Miami (Fla.)
2. Washington
3. Penn State
4. Florida State
5. Alabama
6. Michigan
7. Florida
8. California
9. East Carolina
10. Iowa
11. Syracuse
12. Texas A&M
13. Notre Dame

**14. TENNESSEE**

15. Nebraska
16. Oklahoma
17. Georgia
18. Clemson
19. UCLA
20. Colorado
21. Tulsa
22. Stanford
23. Brigham Young
24. North Carolina St.
25. Air Force

*CNN-USA Today*

1. Washington
2. Miami (Fla.)
3. Penn State
4. Florida State
5. Alabama
6. Michigan
7. California
8. Florida
9. East Carolina
10. Iowa
11. Syracuse
12. Notre Dame
13. Texas A&M
14. Oklahoma

**15. TENNESSEE**

16. Nebraska
17. Clemson
18. UCLA
19. Georgia
20. Colorado
21. Tulsa
22. Stanford
23. Brigham Young
24. Air Force
25. North Carolina St.

**1992**

*Associated Press*

1. Alabama
2. Florida State
3. Miami (Fla.)
4. Notre Dame
5. Michigan
6. Syracuse
7. Texas A&M
8. Georgia
9. Stanford
10. Florida
11. Washington

**12. TENNESSEE**

13. Colorado
14. Nebraska
15. Washington State

16. Mississippi
17. North Carolina St.
18. Ohio State
19. North Carolina
20. Hawaii
21. Boston College
22. Kansas
23. Mississippi State
24. Fresno State
25. Wake Forest

*CNN-USA Today*

1. Alabama
2. Florida State
3. Miami (Fla.)
4. Notre Dame
5. Michigan
6. Texas A&M
7. Syracuse
8. Georgia
9. Stanford
10. Washington
11. Florida

**12. TENNESSEE**

13. Colorado
14. Nebraska
15. North Carolina St.
16. Mississippi
17. Washington State
18. North Carolina
19. Ohio State
20. Hawaii
21. Boston College
22. Fresno State
23. Kansas
24. Penn State
25. Wake Forest

**1993**

*Associated Press*

1. Florida State
2. Notre Dame
3. Nebraska
4. Auburn
5. Florida
6. Wisconsin
7. West Virginia
8. Penn State
9. Texas A&M
10. Arizona
11. Ohio State

**12. TENNESSEE**

13. Boston College
14. Alabama
15. Miami (Fla.)
16. Colorado
17. Oklahoma
18. UCLA
19. North Carolina
20. Kansas State
21. Michigan
22. Virginia Tech
23. Clemson
24. Louisville
25. California

*CNN-USA Today*

1. Florida State
2. Notre Dame
3. Nebraska
4. Florida
5. Wisconsin
6. West Virginia
7. Penn State
8. Texas A&M
9. Arizona

10. Ohio State
- 11. TENNESSEE**
12. Boston College
13. Alabama
14. Oklahoma
15. Miami (Fla.)
16. Colorado
17. UCLA
18. Kansas State
19. Michigan
20. Virginia Tech
21. North Carolina
22. Clemson
23. Louisville
24. California
25. Southern California

**1994**

*Associated Press*

1. Nebraska
2. Penn State
3. Colorado
4. Florida State
5. Alabama
6. Miami (Fla.)
7. Florida
8. Texas A&M
9. Auburn
10. Utah
11. Oregon
12. Michigan
13. Southern California
14. Ohio State
15. Virginia
16. Colorado State
17. North Carolina St.
18. Brigham Young
19. Kansas State
20. Arizona
21. Washington State

**22. TENNESSEE**

23. Boston College
24. Mississippi State
25. Texas

*CNN-USA Today*

1. Nebraska
2. Penn State
3. Colorado
4. Alabama
5. Florida State
6. Miami (Fla.)
7. Florida
8. Utah
9. Ohio State
10. Brigham Young
11. Oregon
12. Michigan
13. Virginia
14. Colorado State
15. Southern California
16. Kansas State
17. North Carolina St.

**18. TENNESSEE**

19. Washington State
20. Arizona
21. North Carolina
22. Boston College
23. Texas
24. Virginia Tech

**1995**

*Associated Press*

1. Nebraska
2. Florida
- 3. TENNESSEE**

4. Florida State
5. Colorado
6. Ohio State
7. Kansas State
8. Northwestern
9. Kansas
10. Virginia Tech
11. Notre Dame
12. Southern California
13. Penn State
14. Texas
15. Texas A&M
16. Virginia
17. Michigan
18. Oregon
19. Syracuse
20. Miami (Fla.)
21. Alabama
22. Auburn
23. Texas Tech
24. Toledo
25. Iowa

*CNN-USA Today*

1. Nebraska
- 2. TENNESSEE**
3. Florida
4. Colorado
5. Florida State
6. Kansas State
7. Northwestern
8. Ohio State
9. Virginia Tech
10. Kansas
11. Southern California
12. Penn State
13. Notre Dame
14. Texas
15. Texas A&M
16. Syracuse
17. Virginia
18. Oregon
19. Michigan
20. Texas Tech
21. Auburn
22. Iowa
23. East Carolina
24. Toledo
25. Louisiana State

**1996**

*Associated Press*

1. Florida
2. Ohio State
3. Florida State
4. Arizona State
5. Brigham Young
6. Nebraska
7. Penn State
8. Colorado
- 9. TENNESSEE**
10. North Carolina
11. Alabama
12. Louisiana State
13. Virginia Tech
14. Miami (Fla.)
15. Northwestern
16. Washington
17. Kansas State
18. Iowa
19. Notre Dame
20. Michigan
21. Syracuse
22. Wyoming
23. Texas
24. Auburn





## 25. Army

*CNN-USA Today*

- Florida
- Ohio State
- Florida State
- Arizona State
- Brigham Young
- Nebraska
- Penn State
- Colorado
- TENNESSEE**
- North Carolina
- Alabama
- Virginia Tech
- Louisiana State
- Miami (Fla.)
- Washington
- Northwestern
- Kansas State
- Iowa
- Syracuse
- Michigan
- Notre Dame
- Wyoming
- Texas
- Army
- Auburn

**1997***Associated Press*

- Michigan
- Nebraska
- Florida State
- Florida
- UCLA
- North Carolina
- TENNESSEE**
- Kansas State
- Washington State
- Georgia
- Auburn
- Ohio State
- Louisiana State
- Arizona State
- Purdue
- Penn State
- Colorado State
- Washington
- So. Mississippi
- Texas A&M
- Syracuse
- Mississippi
- Missouri
- Oklahoma State
- Georgia Tech

*ESPN/USA Today*

- Nebraska
- Michigan
- Florida State
- North Carolina
- UCLA
- Florida
- Kansas State
- TENNESSEE**
- Washington State
- Georgia
- Auburn
- Ohio State
- Louisiana State
- Arizona State
- Purdue
- Colorado State
- Penn State
- Washington

- So. Mississippi
- Syracuse
- Texas A&M
- Mississippi
- Missouri
- Oklahoma State
- Air Force

**1998***Associated Press*

- TENNESSEE**
- Ohio State
- Florida State
- Arizona
- Florida
- Wisconsin
- Tulane
- UCLA
- Georgia Tech
- Kansas State
- Texas A&M
- Michigan
- Air Force
- Georgia
- Texas
- Arkansas
- Penn State
- Virginia
- Nebraska
- Miami (Fla.)
- Missouri
- Notre Dame
- Virginia Tech
- Purdue
- Syracuse

*ESPN/USA Today*

- TENNESSEE**
- Ohio State
- Florida State
- Arizona
- Wisconsin
- Florida
- Tulane
- UCLA
- Kansas State
- Air Force
- Georgia Tech
- Michigan
- Texas A&M
- Georgia
- Penn State
- Texas
- Arkansas
- Virginia
- Virginia Tech
- Nebraska
- Miami (Fla.)
- Notre Dame
- Purdue
- Syracuse
- Missouri

**1999***Associated Press*

- Florida State
- Virginia Tech
- Nebraska
- Wisconsin
- Michigan
- Kansas State
- Michigan State
- Alabama
- TENNESSEE**
- Marshall
- Penn State

- Florida
- Mississippi State
- So. Mississippi
- Miami (Fla.)
- Georgia
- Arkansas
- Minnesota
- Oregon
- Georgia Tech
- Texas
- Mississippi
- Texas A&M
- Illinois
- Purdue

*ESPN/USA Today*

- Florida State
- Nebraska
- Virginia Tech
- Wisconsin
- Michigan
- Kansas State
- Michigan State
- Alabama
- TENNESSEE**
- Marshall
- Penn State
- Mississippi State
- So. Mississippi
- Florida
- Miami (Fla.)
- Georgia
- Minnesota
- Oregon
- Arkansas
- Texas A&M
- Georgia Tech
- Mississippi
- Texas
- Stanford
- Illinois

**2000***ESPN/USA Today*

- Oklahoma
- Miami (Fla.)
- Washington
- Florida State
- Oregon State
- Virginia
- Nebraska
- Kansas State
- Oregon
- Michigan
- Florida
- Texas
- Purdue
- Clemson
- Colorado State
- Notre Dame
- Georgia
- TCU
- Georgia Tech
- Auburn
- South Carolina
- Mississippi State
- Iowa State
- Wisconsin
- TENNESSEE**

**2001***Associated Press*

- Miami (Fla.)
- Oregon
- Florida
- TENNESSEE**

- Texas
- Oklahoma
- Louisiana State
- Nebraska
- Colorado
- Washington State
- Maryland
- Illinois
- South Carolina
- Syracuse
- Florida State
- Stanford
- Louisville
- Virginia Tech
- Washington
- Michigan
- Boston College
- Georgia
- Toledo
- Georgia Tech
- Brigham Young

*ESPN/USA Today*

- Miami (Fla.)
- Oregon
- Florida
- TENNESSEE**
- Texas
- Oklahoma
- Nebraska
- Louisiana State
- Colorado
- Maryland
- Washington State
- Illinois
- South Carolina
- Syracuse
- Florida State
- Louisville
- Stanford
- Virginia Tech
- Washington
- Michigan
- Marshall
- Toledo
- Boston College
- Brigham Young
- Georgia

**2003***Associated Press*

- Miami (Fla.)
- Oregon
- Florida
- TENNESSEE**
- Texas
- Oklahoma
- Louisiana State
- Nebraska
- Colorado
- Washington State
- Maryland
- Illinois
- South Carolina
- Syracuse
- Florida State
- Stanford
- Louisville
- Virginia Tech
- Washington
- Michigan
- Boston College
- Georgia
- Toledo
- Georgia Tech
- Brigham Young

*ESPN/USA Today*

- Miami (Fla.)
- Oregon
- Florida
- TENNESSEE**
- Texas
- Oklahoma
- Nebraska
- Louisiana State
- Colorado
- Maryland
- Washington State
- Illinois
- South Carolina
- Syracuse
- Florida State
- Louisville
- Stanford
- Virginia Tech
- Washington
- Michigan
- Marshall
- Toledo
- Boston College
- Brigham Young
- Georgia

**2004***Associated Press*

- Southern California
- Auburn
- Oklahoma
- Utah
- Texas
- Louisville
- Georgia
- Iowa
- California
- Virginia Tech
- Miami (Fla.)
- Boise State
- TENNESSEE**
- Michigan
- Florida State
- Louisiana State
- Wisconsin
- Texas Tech
- Arizona State
- Ohio State
- Boston College
- Fresno State
- Virginia
- Navy
- Pittsburgh
- ESPN/USA Today*
- Southern California
- Auburn
- Oklahoma
- Texas
- Utah
- Georgia
- Louisville
- Iowa
- California
- Virginia Tech
- Miami (Fla.)
- Michigan
- Boise State
- Florida State
- TENNESSEE**
- Louisiana State
- Texas Tech
- Wisconsin
- Ohio State
- Arizona State

21. Boston College
22. Fresno State
23. Virginia
24. Navy
25. Florida

## 2006

*Associated Press*

1. Florida
2. Ohio State
3. LSU
4. Southern California
5. Boise State
6. Louisville
7. Wisconsin
8. Michigan
9. Auburn
10. West Virginia
11. Oklahoma
12. Rutgers
13. Texas
14. California
15. Arkansas
16. Brigham Young
17. Notre Dame
18. Wake Forest
19. Virginia Tech
20. Boston College
21. Oregon State
22. TCU
23. Georgia
24. Penn State
25. **TENNESSEE**

*USA Today*

1. Florida
2. Ohio State
3. LSU
4. Southern California
5. Wisconsin
6. Boise State
7. Louisville
8. Auburn
9. Michigan
10. West Virginia
11. Oklahoma
12. Rutgers
13. Texas
14. California
15. BYU
16. Arkansas
17. Wake Forest
18. Virginia Tech
19. Notre Dame
20. Boston College
21. TCU
22. Oregon State
23. **TENNESSEE**
24. Hawaii
25. Penn State

## 2007

*Associated Press*

1. LSU
2. Georgia
3. USC
4. Missouri
5. Ohio State
6. West Virginia
7. Kansas
8. Oklahoma
9. Virginia Tech
10. Texas
10. Boston College
12. **TENNESSEE**

13. Florida
14. Brigham Young
15. Auburn
16. Arizona State
17. Cincinnati
18. Michigan
19. Hawaii
20. Illinois
21. Clemson
22. Texas Tech
23. Oregon
24. Wisconsin
25. Oregon State

*ESPN/USA Today*

1. LSU
2. USC
3. Georgia
4. Ohio State
5. Missouri
6. West Virginia
7. Kansas
8. Oklahoma
9. Virginia Tech
10. Texas
11. Boston College
12. **TENNESSEE**
13. Arizona State
14. Auburn
14. Brigham Young
16. Florida
17. Hawaii
18. Illinois
19. Michigan
20. Cincinnati
21. Wisconsin
22. Clemson
23. Texas Tech
24. Oregon
25. Penn State

## 2015

*Associated Press*

1. Alabama
2. Clemson
3. Stanford
4. Ohio State
5. Oklahoma
6. Michigan State
7. TCU
8. Houston
9. Iowa
10. Ole Miss
11. Notre Dame
12. Michigan
13. Baylor
14. Florida State
15. North Carolina
16. LSU
17. Utah
18. Navy
19. Oregon
20. Oklahoma State
21. Wisconsin
22. **TENNESSEE**
23. Northwestern
24. W. Kentucky
25. Florida

*Amway/USA Today*

1. Alabama
2. Clemson
3. Stanford
4. Ohio State
5. Oklahoma

6. Michigan State
7. TCU
8. Houston
9. Ole Miss
10. Iowa
11. Michigan
12. Notre Dame
13. Baylor
14. Florida State
15. North Carolina
16. Utah
17. LSU
18. Navy
19. Oklahoma State
20. Oregon
21. Wisconsin
22. Northwestern
23. **TENNESSEE**
24. Georgia
25. Florida

## 2016

*Associated Press*

1. Clemson
2. Alabama
3. USC
4. Washington
5. Oklahoma
6. Ohio State
7. Penn State
8. Florida State

9. Wisconsin
10. Michigan
11. Oklahoma State
12. Stanford
13. LSU
14. Florida
15. Western Michigan
16. Virginia Tech
17. Colorado
18. North Carolina
19. South Florida
20. Miami
21. Louisville
22. **TENNESSEE**
23. Utah
24. Auburn
25. San Diego State

*Amway/USA Today*

1. Clemson
2. Alabama
3. Oklahoma
4. Washington
5. USC
6. Ohio State
7. Penn State
8. Florida State
9. Wisconsin
10. Michigan
11. Oklahoma State
12. Stanford

13. Florida
14. LSU
15. Colorado
16. Virginia Tech
17. West Virginia
18. Western Michigan
19. South Florida
20. Louisville
21. Utah
22. Auburn
23. Miami
24. **TENNESSEE**
25. San Diego State

*\* Coaches began voting in the CNN-USA Today poll in 1991. ESPN replaced CNN as a sponsor of the coaches' poll in 1997 and withdrew its sponsorship after the 2004 season.*

## LAST TIMES VOLTS RANKED...

Throughout its history, the University of Tennessee football program has been a regular member of the Associated Press and, more recently, the ESPN/USA Today Coaches polls.

Below is a listing of the last time the Vols were ranked in a particular position in each poll.

Tennessee's last No. 1 ranking came at the end of the 1998 football season after Tennessee's 23-16 win over Florida State in the Tostitos Fiesta Bowl Jan. 4, 1999.

The win garnered Tennessee the undisputed national championship thanks in part to the advent of the Bowl Championship Series, which matched the top two teams in the land in a fight for the national title.

Rank	Associated Press	Coaches ESPN/USA Today	College Football Playoff
1st	Final 1998	Final 1998	
2nd	Dec. 2, 2001	Dec. 2, 2001	
3rd	Preseason 2005	Preseason 2005	
4th	Aug. 26, 2002	Sept. 11, 2005	
5th	Sept. 11, 2005	Preseason 2002	
6th	Sept. 4, 2005	Nov. 18, 2001	
7th	Oct. 15, 2006	Oct. 2, 2005	
8th	Oct. 29, 2006	Oct. 29, 2006	
9th	Oct. 10, 2016	Oct. 3, 2016	
10th	Sept. 25, 2005	Preseason 2016	
11th	Sept. 26, 2016	Oct. 10, 2016	
12th	Final 2007	Sept. 19, 2016	
13th	Nov. 5, 2006	Oct. 17, 2004	
14th	Sept. 19, 2016	Sept. 6, 2016	
15th	Sept. 12, 2016	Sept. 12, 2016	
16th	Dec. 2, 2007	Nov. 14, 2004	
17th	Sept. 6, 2016	Sept. 12, 2006	Nov. 22, 2016
18th	Oct. 24, 2016	Oct. 24, 2016	
19th	Nov. 18, 2007	Nov. 18, 2007	Nov. 15, 2016
20th	Oct. 14, 2007	Nov. 16, 1992	
21st	Oct. 12, 2003	Sept. 5, 2017	Dec. 4, 2016
22nd	Jan. 10, 2017 (Final)	Oct. 14, 2007	Nov. 29, 2016
23rd	Sept. 11, 2017	Sept. 11, 2017	Dec. 6, 2015
24th	Nov. 21, 2016	Preseason 2017	
25th	Sept. 5, 2017	Preseason 2015	Dec. 1, 2015

# TENNESSEE VS. RANKED OPPONENTS

<b>1936</b>	<b>1-0</b>
Oct. 2 Duke (2)	W, 15-13 Knoxville

<b>1938</b>	<b>1-0</b>
Jan. 2 Oklahoma (4)	W, 17-0 Orange Bowl

<b>1939</b>	<b>2-1</b>
Oct. 21 Alabama (8)	W, 21-0 Knoxville
Nov. 4 LSU (18)	W, 20-0 Baton Rouge
Jan. 1 Southern Cal (3)	L, 0-14 Rose Bowl

<b>1940</b>	<b>0-1</b>
Jan. 1 Boston College (5)	L, 13-19 Sugar Bowl

<b>1941</b>	<b>2-0</b>
Nov. 15 Boston College (18)	W, 14-7 Chestnut Hill
Nov. 29 Vanderbilt (12)	W, 26-7 Knoxville

<b>1942</b>	<b>2-1</b>
Oct. 17 Alabama (4)	L, 0-8 Birmingham
Oct. 31 LSU (19)	W, 26-0 Knoxville
Jan. 1 Tulsa (4)	W, 14-7 Sugar Bowl

<b>1944</b>	<b>0-1</b>
Jan. 1 Southern Cal (12)	L, 0-25 Rose Bowl

<b>1945</b>	<b>0-1</b>
Oct. 20 Alabama (6)	L, 7-25 Birmingham

<b>1946</b>	<b>2-1</b>
Oct. 19 Alabama (7)	W, 12-0 Knoxville
Nov. 2 North Carolina (9)	W, 20-14 Knoxville
Jan. 1 Rice (10)	L, 0-8 Orange Bowl

<b>1948</b>	<b>1-2</b>
Oct. 30 North Carolina (3)	L, 7-14 Knoxville
Nov. 6 Georgia Tech (6)	W, 13-6 Atlanta
Nov. 27 Vanderbilt (15)	L, 6-28 Nashville

<b>1949</b>	<b>2-0</b>
Oct. 29 North Carolina (13)	W, 35-6 Chapel Hill
Nov. 19 Kentucky (11)	W, 6-0 Lexington

<b>1950</b>	<b>3-0</b>
Oct. 7 Duke (14)	W, 28-7 Durham
Nov. 25 Kentucky (3)	W, 7-0 Knoxville
Jan. 1 Texas (3)	W, 20-14 Cotton Bowl

<b>1951</b>	<b>2-1</b>
Oct. 6 Duke (16)	W, 26-0 Knoxville
Nov. 24 Kentucky (9)	W, 28-0 Lexington
Jan. 1 Maryland (3)	L, 13-28 Sugar Bowl

<b>1952</b>	<b>2-2</b>
Oct. 4 Duke (10)	L, 0-7 Durham
Oct. 18 Alabama (18)	W, 20-0 Knoxville
Nov. 15 Florida (18)	W, 26-12 Knoxville
Jan. 1 Texas (10)	L, 0-16 Cotton Bowl

<b>1953</b>	<b>0-1</b>
Nov. 21 Kentucky (13)	L, 21-27 Lexington

<b>1954</b>	<b>0-1</b>
Oct. 2 Duke (7)	L, 6-7 Durham

<b>1955</b>	<b>1-1-1</b>
Oct. 1 Duke (16)	L, 0-21 Knoxville
Nov. 5 Georgia Tech (8)	T, 7-7 Knoxville
Nov. 29 Vanderbilt (19)	W, 20-14 Knoxville

<b>1956</b>	<b>2-1</b>
Nov. 10 Georgia Tech (2)	W, 6-0 Atlanta
Nov. 17 Mississippi (19)	W, 27-7 Knoxville
Jan. 1 Baylor (13)	L, 7-13 Sugar Bowl

<b>1957</b>	<b>2-1</b>
Nov. 9 Georgia Tech (18)	W, 21-6 Knoxville
Nov. 16 Mississippi (8)	L, 7-14 Memphis
Dec. 28 Texas A&M (9)	W, 3-0 Gator Bowl

<b>1958</b>	<b>3-2</b>
Sept. 27 Auburn (3)	L, 0-13 Birmingham
Oct. 4 Mississippi St. (11)	W, 13-8 Memphis
Nov. 1 North Carolina (17)	L, 7-21 Memphis
Nov. 15 Mississippi (7)	W, 18-16 Knoxville
Nov. 29 Vanderbilt (15)	W, 10-6 Nashville

<b>1959</b>	<b>2-1</b>
Sept. 26 Auburn (3)	W, 3-0 Knoxville
Oct. 10 Georgia Tech (3)	L, 7-14 Knoxville
Nov. 7 LSU (1)	W, 14-13 Knoxville

<b>1960</b>	<b>1-1</b>
Oct. 15 Alabama (15)	W, 20-7 Knoxville
Nov. 12 Mississippi (4)	L, 3-24 Knoxville

<b>1961</b>	<b>1-2</b>
Oct. 21 Alabama (5)	L, 3-34 Birmingham
Nov. 11 Georgia Tech (9)	W, 10-6 Knoxville
Nov. 18 Mississippi (6)	L, 10-24 Memphis

<b>1962</b>	<b>0-2</b>
Oct. 20 Alabama (2)	L, 7-27 Knoxville
Nov. 17 Mississippi (3)	L, 6-19 Knoxville

<b>1963</b>	<b>0-2</b>
Oct. 19 Alabama (9)	L, 0-35 Birmingham
Nov. 16 Mississippi (3)	L, 0-20 Memphis

<b>1964</b>	<b>1-2-1</b>
Sept. 26 Auburn (8)	L, 0-3 Birmingham
Oct. 17 Alabama (3)	L, 8-19 Knoxville
Oct. 24 LSU (7)	T, 3-3 Baton Rouge
Nov. 7 Georgia Tech (7)	W, 22-14 Atlanta

<b>1965</b>	<b>2-0</b>
Nov. 6 Georgia Tech (7)	W, 21-7 Knoxville
Dec. 4 UCLA (5)	W, 37-34 Memphis

<b>1966</b>	<b>0-2</b>
Oct. 8 Georgia Tech (9)	L, 3-6 Atlanta
Oct. 15 Alabama (3)	L, 10-11 Knoxville

<b>1967</b>	<b>1-2</b>
Sept. 16 UCLA (8)	L, 16-20 Los Angeles
Oct. 21 Alabama (6)	W, 24-13 Birmingham
Jan. 1 Oklahoma (3)	L, 24-26 Orange Bowl

<b>1968</b>	<b>0-1</b>
Jan. 1 Texas (5)	L, 13-36 Cotton Bowl

<b>1969</b>	<b>3-2</b>
Sept. 27 Auburn (17)	W, 45-19 Knoxville
Oct. 18 Alabama (20)	W, 41-14 Birmingham
Nov. 1 Georgia (11)	W, 17-3 Athens
Nov. 15 Mississippi (18)	L, 0-38 Jackson
Dec. 27 Florida (14)	L, 13-14 Gator Bowl

<b>1970</b>	<b>2-0</b>
Oct. 10 Georgia Tech (13)	W, 17-6 Atlanta
Jan. 1 Air Force (11)	W, 34-13 Sugar Bowl

GENERAL

STAFF

PLAYERS

REVIEW

HISTORY

HONORS

VOLMANAC

RECORDS



<b>1971</b>	<b>2-2</b>
Sept. 25 Auburn (5)	L, 9-10 Knoxville
Oct. 16 Alabama (4)	L, 15-32 Birmingham
Dec. 4 Penn State (5)	W, 31-11 Knoxville
Dec. 20 Arkansas (18)	W, 14-13 Liberty Bowl

<b>1972</b>	<b>2-1</b>
Sept. 16 Penn State (6)	W, 28-21 Knoxville
Oct. 21 Alabama (3)	L, 10-17 Knoxville
Dec. 30 LSU (10)	W, 24-17 Bluebonnet Bowl

<b>1973</b>	<b>1-2</b>
Sept. 29 Auburn (11)	W, 21-0 Knoxville
Oct. 20 Alabama (2)	L, 21-42 Birmingham
Dec. 29 Texas Tech (11)	L, 19-28 Gator Bowl

<b>1974</b>	<b>1-1-1</b>
Sept. 7 UCLA (12)	T, 17-17 Knoxville
Oct. 19 Alabama (4)	L, 6-28 Knoxville
Dec. 16 Maryland (10)	W, 7-3 Liberty Bowl

<b>1975</b>	<b>1-2</b>
Sept. 13 Maryland (14)	W, 26-8 Knoxville
Sept. 20 UCLA (12)	L, 28-34 Los Angeles
Oct. 18 Alabama (6)	L, 7-30 Birmingham

<b>1976</b>	<b>0-2</b>
Oct. 16 Alabama (20)	L, 13-20 Knoxville
Oct. 23 Florida (11)	L, 18-20 Knoxville

<b>1977</b>	<b>0-3</b>
Oct. 15 Alabama (4)	L, 10-24 Birmingham
Oct. 22 Florida (19)	L, 17-27 Gainesville
Nov. 19 Kentucky (7)	L, 17-21 Lexington

<b>1978</b>	<b>0-3</b>
Sept. 16 UCLA (9)	L, 0-13 Knoxville
Oct. 21 Alabama (4)	L, 17-30 Knoxville
Nov. 11 Notre Dame (14)	L, 14-31 South Bend

<b>1979</b>	<b>1-2</b>
Oct. 20 Alabama (1)	L, 17-27 Birmingham
Nov. 10 Notre Dame (13)	W, 40-18 Knoxville
Dec. 31 Purdue (12)	L, 22-27 Bluebonnet Bowl

<b>1980</b>	<b>1-4</b>
Sept. 6 Georgia (16)	L, 15-16 Knoxville
Sept. 13 Southern Cal (5)	L, 17-20 Knoxville
Sept. 27 Auburn (18)	W, 42-0 Auburn
Oct. 18 Alabama (1)	L, 0-27 Knoxville
Oct. 25 Pittsburgh (12)	L, 6-30 Knoxville

<b>1981</b>	<b>0-3</b>
Sept. 5 Georgia (10)	L, 0-44 Athens
Sept. 12 Southern Cal (5)	L, 7-43 Los Angeles
Oct. 17 Alabama (15)	L, 19-38 Birmingham

<b>1982</b>	<b>1-0-1</b>
Oct. 9 LSU (18)	T, 24-24 Baton Rouge
Oct. 15 Alabama (2)	W, 35-28 Knoxville

<b>1983</b>	<b>2-1</b>
Sept. 24 Auburn (11)	L, 14-37 Knoxville
Oct. 15 Alabama (11)	W, 41-34 Birmingham
Dec. 17 Maryland (16t)	W, 30-23 Citrus Bowl

<b>1984</b>	<b>0-3</b>
Sept. 29 Auburn (20)	L, 10-29 Auburn
Oct. 13 Florida (18)	L, 30-43 Knoxville
Dec. 22 Maryland (12)	L, 27-28 Sun Bowl

<b>1985</b>	<b>3-1-1</b>
Sept. 14 UCLA (10)	T, 26-26 Knoxville
Sept. 28 Auburn (1)	W, 38-20 Knoxville

Oct. 12 Florida (7)	L, 10-17 Gainesville
Oct. 19 Alabama (15)	W, 16-14 Birmingham
Jan. 1 Miami, Fla. (2)	W, 35-7 Sugar Bowl

<b>1986</b>	<b>1-2</b>
Sept. 27 Auburn (8)	L, 8-34 Auburn
Oct. 18 Alabama (2)	L, 28-56 Knoxville
Nov. 15 Mississippi (20)	W, 22-10 Jackson

<b>1987</b>	<b>1-0-1</b>
Aug. 30 Iowa (16)	W, 23-22 East Rutherford
Sept. 26 Auburn (3)	T, 20-20 Knoxville

<b>1988</b>	<b>0-4</b>
Sept. 3 Georgia (12)	L, 17-28 Athens
Sept. 17 LSU (9)	L, 9-34 Knoxville
Sept. 24 Auburn (4)	L, 6-38 Auburn
Oct. 15 Alabama (20)	L, 20-28 Knoxville

<b>1989</b>	<b>3-1</b>
Sept. 9 UCLA (6)	W, 24-6 Pasadena
Sept. 30 Auburn (4)	W, 21-14 Knoxville
Oct. 21 Alabama (10)	L, 30-47 Birmingham
Jan. 1 Arkansas (10)	W, 31-27 Cotton Bowl

<b>1990</b>	<b>2-1-2</b>
Aug. 26 Colorado (5)	T, 31-31 Anaheim
Sept. 29 Auburn (3)	T, 26-26 Auburn
Oct. 13 Florida (9)	W, 45-3 Knoxville
Nov. 10 Notre Dame (1)	L, 29-34 Knoxville
Nov. 17 Mississippi (15)	W, 22-13 Memphis

<b>1991</b>	<b>4-3</b>
Sept. 14 UCLA (21)	W, 30-16 Knoxville
Sept. 21 Mississippi St. (23)	W, 26-24 Knoxville
Sept. 28 Auburn (13)	W, 30-21 Knoxville
Oct. 12 Florida (10)	L, 18-35 Gainesville
Oct. 19 Alabama (14)	L, 19-24 Birmingham
Nov. 9 Notre Dame (5)	W, 35-34 South Bend
Jan. 1 Penn State (6)	L, 17-42 Fiesta Bowl

<b>1992</b>	<b>3-1</b>
Sept. 12 Georgia (14)	W, 34-31 Athens
Sept. 19 Florida (4)	W, 31-14 Knoxville
Oct. 17 Alabama (4)	L, 10-17 Knoxville
Jan. 1 Boston College (16)	W, 38-23 Hall of Fame Bowl

<b>1993</b>	<b>2-2-1</b>
Sept. 11 Georgia (22)	W, 38-6 Knoxville
Sept. 18 Florida (9)	L, 34-41 Gainesville
Oct. 16 *Alabama (2)	T, 17-17 Birmingham
Nov. 6 Louisville (13)	W, 45-10 Knoxville
Jan. 1 Penn State (13)	L, 13-31 Citrus Bowl

*\*Game later forfeited to as a result of NCAA sanctions.*

<b>1994</b>	<b>3-3</b>
Sept. 3 UCLA (14)	L, 23-25 Pasadena
Sept. 10 Georgia (23)	W, 41-23 Athens
Sept. 17 Florida (1)	L, 0-31 Knoxville
Oct. 1 Washington St. (17)	W, 10-9 Knoxville
Oct. 15 Alabama (10)	L, 13-17 Knoxville
Dec. 30 Virginia Tech (17)	W, 45-23 Gator Bowl

<b>1995</b>	<b>3-1</b>
Sept. 16 Florida (4)	L, 37-62 Gainesville
Oct. 7 Arkansas (18)	W, 49-31 Fayetteville
Oct. 14 Alabama (12)	W, 41-14 Birmingham
Jan. 1 Ohio State (4t)	W, 20-14 Citrus Bowl

<b>1996</b>	<b>2-1</b>
Sept. 21 Florida (4)	L, 29-35 Knoxville
Oct. 26 Alabama (7)	W, 20-13 Knoxville
Jan. 1 Northwestern (11)	W, 48-28 Citrus Bowl



1997		3-2	
Sept. 20	Florida (2)*	L, 20-33	Gainesville
Oct. 11	Georgia (13)	W, 38-13	Knoxville
Nov. 8	Southern Miss (24)	W, 44-20	Knoxville
Dec. 6	Auburn (11)	W, 30-29	Atlanta (SEC)
Jan. 2	Nebraska (2)	L, 17-42	Orange Bowl

\*Florida was (1) in the Coaches Poll

1998		6-0	
Sept. 5	Syracuse (17)	W, 34-33	Syracuse
Sept. 19	Florida (2)	W, 20-17 ot	Knoxville
Oct. 10	Georgia (7)	W, 22-3	Athens
Nov. 14	Arkansas (10)	W, 28-24	Knoxville
Dec. 5	Mississippi St. (23)	W, 24-14	Atlanta (SEC)
Jan. 4	Florida State (2)	W, 23-16	Fiesta Bowl

1999		3-2	
Sept. 18	Florida (4t)	L, 21-23	Gainesville
Oct. 9	Georgia (10)	W, 37-20	Knoxville
Oct. 23	Alabama (10)	W, 21-7	Tuscaloosa
Nov. 6	Notre Dame (24)	W, 38-14	Knoxville
Jan. 2	Nebraska (3)	L, 21-31	Fiesta Bowl

2000		2-3	
Sept. 2	Southern Miss (22)	W, 19-16	Knoxville
Sept. 16	Florida (6)	L, 21-27	Knoxville
Oct. 7	Georgia (19)	L, 10-21	Athens
Oct. 28	South Carolina (17)	W, 17-14	Columbia
Jan. 1	Kansas State (11)	L, 21-35	Cotton Bowl

2001		4-1	
Sept. 29	LSU (14)	W, 26-18	Knoxville
Oct. 27	South Carolina (12)	W, 17-10	Knoxville
Dec. 1	Florida (2)	W, 34-32	Gainesville
Dec. 8	LSU (21)	L, 20-31	Atlanta (SEC)
Jan. 1	Michigan (17)	W, 45-17	Citrus Bowl

2002		0-5	
Sept. 21	Florida (10)	L, 13-20	Knoxville
Oct. 12	Georgia (6)	L, 13-18	Athens
Oct. 26	Alabama (19)	L, 14-34	Knoxville
Nov. 9	Miami, Fla. (1)	L, 3-26	Knoxville
Dec. 31	Maryland (20)	L, 3-20	Peach Bowl

2003		2-1	
Sept. 20	Florida (17)	W, 24-10	Gainesville
Oct. 11	Georgia (8)	L, 14-41	Knoxville
Nov. 8	Miami (Fla.) (6)	W, 10-6	Miami

2004		3-2	
Sept. 18	Florida (11)	W, 30-28	Knoxville
Oct. 2	Auburn (8)	L, 10-34	Auburn
Oct. 9	Georgia (3)	W, 19-14	Athens
Dec. 4	Auburn (3)	L, 28-38	Atlanta (SEC)
Jan. 1	Texas A&M (22)	W, 38-7	Cotton Bowl

2005		1-4	
Sept. 17	Florida (6)	L, 7-16	Gainesville
Sept. 26	LSU (4)	W, 30-27 ot	Baton Rouge
Oct. 8	Georgia (5)	L, 14-27	Knoxville
Oct. 22	Alabama (5)	L, 3-6	Tuscaloosa
Nov. 5	Notre Dame (8)	L, 21-41	South Bend

2006		2-3	
Sept. 2	California (9)	W, 35-18	Knoxville
Sept. 16	Florida (7)	L, 20-21	Knoxville
Oct. 7	Georgia (10)	W, 51-33	Athens
Nov. 4	LSU (13)	L, 24-28	Knoxville
Nov. 11	Arkansas (11)	L, 14-31	Fayetteville

2007		3-3	
Sept. 1	California (12)	L, 31-45	Berkeley
Sept. 15	Florida (5)	L, 20-59	Gainesville
Oct. 6	Georgia (12)	W, 35-14	Knoxville

Oct. 27	South Carolina (15)	W, 27-24	Knoxville
Dec. 1	LSU (5)	L, 14-21	Atlanta (SEC)
Jan. 1	Wisconsin (18)	W, 21-17	Outback Bowl

2008		0-4	
Sept. 20	Florida (4)	L, 6-30	Knoxville
Sept. 27	Auburn (15)	L, 12-14	Auburn
Oct. 11	Georgia (10)	L, 14-26	Athens
Oct. 25	Alabama (2)	L, 9-29	Knoxville

2009		1-3	
Sept. 19	Florida (1)	L, 13-23	Gainesville
Oct. 24	Alabama (1)	L, 10-12	Tuscaloosa
Oct. 31	South Carolina (21)	W, 31-13	Knoxville
Dec. 31	Virginia Tech (12)	L, 14-37	Chick-fil-A Bowl

2010		0-5	
Sept. 11	Oregon (7)	L, 13-48	Knoxville
Sept. 18	Florida (10)	L, 17-31	Knoxville
Oct. 2	LSU (12)	L, 14-16	Baton Rouge
Oct. 23	Alabama (7)	L, 10-41	Knoxville
Oct. 30	South Carolina (17)	L, 24-38	Columbia

2011		0-5	
Sept. 17	Florida (16)	L, 23-33	Gainesville
Oct. 15	LSU (1)	L, 7-38	Knoxville
Oct. 22	Alabama (2)	L, 6-37	Tuscaloosa
Oct. 29	South Carolina (14)	L, 3-14	Knoxville
Nov. 12	Arkansas (8)	L, 7-49	Fayetteville

2012		0-5	
Sept. 15	Florida (18)	L, 20-37	Knoxville
Sept. 29	Georgia (5)	L, 44-51	Athens
Oct. 13	Mississippi State (19)	L, 31-41	Starkville
Oct. 20	Alabama (1)	L, 13-44	Knoxville
Oct. 27	South Carolina (17)	L, 35-38	Columbia

2013*		1-6	
Sept. 14	Oregon (2)	L, 14-59	Eugene
Sept. 21	Florida (19)	L, 17-31	Gainesville
Oct. 5	Georgia (6)	L, 31-34 ot	Knoxville
Oct. 19	South Carolina (11)	W, 23-21	Knoxville
Oct. 26	Alabama (1)	L, 10-45	Tuscaloosa
Nov. 2	Missouri (10)	L, 3-31	Columbia
Nov. 9	Auburn (7)	L, 23-55	Knoxville

\* UT played ranked teams in 7 of 8 games, the most by any team since Pitt in 1993

2014		0-5	
Sept. 13	Oklahoma (4)	L, 10-34	Norman
Sept. 27	Georgia (12)	L, 32-35	Athens
Oct. 18	Ole Miss (3)	L, 3-34	Oxford
Oct. 25	Alabama (4)	L, 20-34	Knoxville
Nov. 22	Missouri (19)	L, 21-29	Knoxville

2015		2-2	
Sept. 13	Oklahoma (19)	L, 24-31 2ot	Knoxville
Oct. 10	Georgia (19)	W, 38-31	Knoxville
Oct. 24	Alabama (8)	L, 14-19	Tuscaloosa
Jan. 1	Northwestern (12)	W, 45-6	Outback Bowl

2016		3-2	
Sept. 24	Florida (19)	W, 38-28	Knoxville
Oct. 1	Georgia (25)	W, 34-31	Athens
Oct. 8	Texas A&M (8)	L, 38-45 2ot	College Station
Oct. 15	Alabama (1)	L, 10-49	Knoxville
Dec. 30	Nebraska (24)	W, 38-24	Music City Bowl

2017		0-4	
Sept. 16	Florida (24)	L, 20-26	Gainesville
Sept. 30	Georgia (7)	L, 0-41	Knoxville
Oct. 21	Alabama (1)	L, 7-45	Tuscaloosa
Nov. 18	LSU (20)	L, 10-30	Knoxville



## ALL-TIME NON-SATURDAY GAMES

## SUNDAY (4-2-1)

12/3/1905	at Grant [UTC]	L, 0-5
12/13/1981	Wisconsin (E. Rutherford)	W, 23-21
8/30/1987	Iowa (E. Rutherford)	W, 23-22
8/26/1990	Colorado (Anaheim)	T, 31-31
1/2/2000	Nebraska (Tempe)	L, 21-31
9/5/2004	UNLV	W, 42-17
8/31/2014	Utah State	W, 38-7

## MONDAY (12-11-1)

10/24/1892	at Sewanee	L, 0-54
11/8/1897	North Carolina	L, 0-16
12/25/1899	at Grant [UTC]	W, 6-0
10/22/1900	at Vanderbilt	T, 0-0
10/31/1910	at Mississippi A&M [Miss St.]	L, 0-48
11/19/1906	at Clemson	L, 0-16
10/21/1907	at Clemson	W, 4-0
11/18/1907	Arkansas (Little Rock)	W, 14-2
1/2/1939	Oklahoma (Miami)	W, 17-0
1/1/1940	Southern Cal (Pasadena)	L, 0-14
1/1/1945	Southern Cal (Pasadena)	L, 0-25
1/1/1951	Texas (Dallas)	W, 20-14
1/1/1968	Oklahoma (Miami)	L, 24-26
12/20/1971	Arkansas (Memphis)	W, 14-13
12/16/1974	Maryland (Memphis)	W, 7-3
12/31/1979	Purdue (Houston)	L, 22-27
12/29/1986	Minnesota (Memphis)	W, 21-14
1/1/1990	Arkansas (Dallas)	W, 31-27
1/1/1996	Ohio State (Orlando)	W, 20-14
1/4/1999	Florida State (Tempe)	W, 23-16
1/1/2001	Kansas State (Dallas)	L, 21-35
9/26/2005	at LSU	W, 30-27 (OT)
1/1/2007	Penn State (Tampa)	L, 10-20
9/1/2008	at UCLA	L, 24-27 (OT)
9/4/2017	Georgia Tech (Atlanta)	W, 42-41 (2OT)

## TUESDAY (5-4-0)

11/7/1893	at North Carolina	L, 0-60
11/27/1900	Grant [UTC]	W, 28-0
10/21/1902	Maryville	W, 34-0
1/1/1952	Maryland (New Orleans)	L, 13-28
1/1/1957	Baylor (New Orleans)	L, 7-13
1/1/1991	Virginia (New Orleans)	W, 23-22
1/1/2002	Michigan (Orlando)	W, 45-17
12/31/2002	Maryland (Atlanta)	L, 3-30
1/1/2008	Wisconsin (Tampa)	W, 21-17

## WEDNESDAY (4-6-1)

11/2/1892	Sewanee	L, 0-10
10/11/1899	King	W, 11-5
10/10/1900	King	W, 22-0
11/16/1904	Cincinnati	L, 0-35
11/21/1906	at Georgia	T, 0-0
1/1/1941	Boston College (New Orleans)	L, 13-19
1/1/1947	Rice (Miami)	L, 0-8
1/1/1969	Texas (Dallas)	L, 13-36
1/1/1986	Miami (New Orleans)	W, 35-7
1/1/1992	Penn State (Tempe)	L, 17-42
1/1/1997	Northwestern (Orlando)	W, 48-28

## THURSDAY (25-20-7)

11/17/1892	Vanderbilt	L, 0-12
11/24/1892	Wake Forest	L, 6-10
11/30/1893	Asheville Ath.	W, 12-6
10/22/1896	Williamsburg Inst.	W, 10-6
11/26/1896	Central University	W, 30-0
11/25/1897	Virginia Tech (Roanoke)	W, 18-0
11/23/1899	Washington & Lee	W, 11-0
11/30/1899	Kentucky University	W, 41-0
11/1/1900	North Carolina	L, 5-22

11/28/1901	Alabama (Birmingham)	T, 6-6
11/27/1902	Clemson	L, 0-11
10/29/1903	at South Carolina	L, 0-24
11/26/1903	Alabama (Birmingham)	L, 0-24
11/24/1904	Alabama (Birmingham)	W, 5-0
11/30/1905	Alabama (Birmingham)	L, 0-29
10/25/1906	at American Temperance Univ.	T, 5-5
11/29/1906	Alabama (Birmingham)	L, 0-51
11/28/1907	Alabama (Birmingham)	L, 0-5
11/26/1908	Alabama (Birmingham)	L, 0-4
11/25/1909	Transylvania	W, 11-0
11/30/1911	Kentucky State (Lexington)	L, 0-12
11/28/1912	Alabama (Birmingham)	L, 0-7
11/27/1913	Kentucky State (Lexington)	W, 13-7
11/26/1914	at Sewanee	W, 14-7
11/25/1915	Kentucky State (Lexington)	L, 0-6
11/30/1916	Kentucky State	T, 0-0
11/27/1919	at Kentucky	L, 0-13
11/25/1920	Kentucky	W, 14-7
11/24/1921	at Kentucky	T, 0-0
11/30/1922	Kentucky	W, 14-7
11/29/1923	at Kentucky	W, 18-0
11/27/1924	Kentucky	L, 6-27
11/26/1925	at Kentucky	L, 20-23
11/25/1926	Kentucky	W, 6-0
11/24/1927	at Kentucky	W, 20-0
11/29/1928	Kentucky	T, 0-0
11/28/1929	at Kentucky	T, 6-6
11/27/1930	Kentucky	W, 8-0
11/26/1931	at Kentucky	T, 6-6
11/24/1932	Kentucky	W, 26-0
11/30/1933	at Kentucky	W, 27-0
11/29/1934	Kentucky	W, 19-0
11/28/1935	at Kentucky	L, 0-27
11/26/1936	Kentucky	W, 7-6
11/25/1937	at Kentucky	W, 13-0
11/24/1938	Kentucky	W, 46-0
11/30/1939	at Kentucky	W, 19-0
1/1/1953	Texas (Dallas)	L, 0-16
9/5/1991	at Louisville	W, 28-11
10/3/1996	Mississippi (Memphis)	W, 41-3
12/31/2009	Virginia Tech (Atlanta)	L, 14-37
12/30/2010	North Carolina (Nashville)	L, 27-30 (2OT)
9/1/2016	Appalachian State	W, 20-13 (OT)

## FRIDAY (15-7-0)

10/21/1892	at Vanderbilt	L, 4-22
11/3/1893	at Wake Forest	L, 0-64
10/15/1897	King	W, 28-0
11/26/1897	at Bristol A.C.	W, 12-0
11/7/1902	at Nashville	W, 10-0
11/14/1913	at Alabama	L, 0-6
10/3/1919	Maryville	W, 32-2
10/24/1924	Miss A&M [Miss St.] (Memphis)	L, 2-7
10/15/1926	Maryville	W, 6-0
10/5/1934	at North Carolina	W, 19-7
9/29/1939	at NC State	W, 13-0
1/4/1943	Tulsa (New Orleans)	W, 14-7
1/1/1971	Air Force (New Orleans)	W, 34-13
12/31/1982	Iowa (Atlanta)	L, 22-28
1/1/1993	Boston College (Tampa)	W, 28-23
12/30/1994	Virginia Tech (Gainesville)	W, 45-23
1/2/1998	Nebraska (Miami)	L, 17-42
1/2/2004	Clemson (Atlanta)	L, 14-27
8/31/2012	NC State (Atlanta)	W, 35-21
1/2/2015	Iowa (Jacksonville)	W, 45-28
1/1/2016	Northwestern (Tampa)	W, 45-6
12/30/2016	Nebraska (Nashville)	W, 38-24

**All-Time Record In  
Non-Saturday Games: 67-50-10**

# RECORD BY STATE (SITE OF GAME)

## ALABAMA (25-47-7)

Auburn	2-7-1
v. Auburn	2-7-1
Birmingham	19-31-6
v. Alabama	14-21-6
v. Auburn	4-10-0
v. Howard	1-0-0
Tuscaloosa	4-9-0
v. Alabama	4-9-0

## ARIZONA (1-2)

Tempe	1-2-0
v. Florida State	1-0-0
v. Nebraska	0-1-0
v. Penn State	0-1-0

## ARKANSAS (5-3)

Fayetteville	2-3-0
v. Arkansas	2-3-0
Little Rock	3-0-0
v. Arkansas	3-0-0

## CALIFORNIA (2-8-1)

Anaheim	0-0-1
v. Colorado	0-0-1
Berkeley	0-1-0
v. California	0-1-0
Los Angeles	0-3-0
v. UCLA	0-2-0
v. USC	0-1-0
Pasadena	2-4-0
v. UCLA	2-2-0
v. USC	0-2-0

## FLORIDA (22-21)

Gainesville	6-14-0
v. Florida	5-14-0
v. Virginia Tech	1-0-0
Jacksonville	5-2-0
v. Florida	2-1-0
v. Iowa	1-0-0
v. Syracuse	1-0-0
v. Texas A&M	1-0-0
v. Texas Tech	0-1-0
Miami	2-3-0
v. Miami (Fla.)	1-0-0
v. Nebraska	0-1-0
v. Oklahoma	1-1-0
v. Rice	0-1-0
Orlando	4-1-0
v. Maryland	1-0-0
v. Michigan	1-0-0
v. Northwestern	1-0-0
v. Ohio State	1-0-0
v. Penn State	0-1-0
Tampa	5-1-0
v. Boston College	1-0-0
v. Florida	1-0-0
v. Northwestern	1-0-0
v. Penn State	0-1-0
v. Tampa	1-0-0
v. Wisconsin	1-0-0

## GEORGIA (28-31-1)

Athens	11-11-1
v. Georgia	11-11-1
Atlanta	16-19-0
v. Auburn	1-1-0

v. Clemson	0-1-0
v. Georgia Tech	12-12-0
v. Indiana	1-0-0
v. Iowa	0-1-0
v. LSU	0-2-0
v. Maryland	0-1-0
v. Mississippi State	1-0-0
v. NC State	1-0-0
v. Virginia Tech	0-1-0
Columbus	1-0-0
v. Camp Benning	1-0-0
Macon	0-1-0
v. Mercer	0-1-0

## HAWAII (1-0)

Honolulu	1-0-0
v. Hawaii	1-0-0

## INDIANA (2-2)

South Bend	2-2
v. Notre Dame	2-2-0

## KENTUCKY (40-15-3)

Danville	1-0-0
v. Centre	1-0-0
Lexington	37-15-3
v. Kentucky	37-15-3
Louisville	2-0-0
v. Louisville	2-0-0

## LOUISIANA (13-8-2)

Baton Rouge	8-4-2
v. LSU	8-4-2
New Orleans	5-4-0
v. Air Force	1-0-0
v. Baylor	0-1-0
v. Boston College	0-1-0
v. Maryland	0-1-0
v. Miami (Fla.)	1-0-0
v. Tulane	1-1-0
v. Tulsa	1-0-0
v. Virginia	1-0-0

## MARYLAND (1-0)

College Park	1-0-0
v. Maryland	1-0-0

## MASSACHUSETTS (3-1)

Chestnut Hill	3-1-0
v. Boston College	3-1-0

## MISSISSIPPI (11-10)

Jackson	3-3-0
v. Mississippi	3-3
Oxford	3-2
v. Mississippi	3-2-0
Starkville	
v. Mississippi State	5-5-0

## MISSOURI (1-2)

Columbia	1-2-0
v. Missouri	1-2-0

## NEW HAMPSHIRE (0-1)

Hanover	0-1-0
v. Dartmouth	0-1-0

## NEW JERSEY (3-0)

East Rutherford	3-0-0
v. Iowa	1-0-0
v. Rutgers	1-0-0
v. Wisconsin	1-0-0

## NEW YORK (3-2)

New York City	1-1-0
v. Fordham	0-1-0
v. NYU	1-0-0
Syracuse	1-0-0
v. Syracuse	1-0-0
West Point	1-1-0
v. Army	1-1-0

## NORTH CAROLINA (13-12-2)

Chapel Hill	9-4-0
v. North Carolina	9-4-0
Durham	3-6-2
v. Duke	3-6-2
Raleigh	1-1-0
v. NC State	1-1-0
Winston-Salem	0-1-0
v. Wake Forest	0-1-0

## OKLAHOMA (0-1)

Norman	0-1-0
v. Oklahoma	0-1-0

## OREGON (0-1)

Eugene	0-1-0
v. Oregon	0-1-0

## SOUTH CAROLINA (11-8-3)

Clemson	2-2-1
v. Clemson	2-2-1
Columbia	9-6-2
v. South Carolina	9-6-2

## TENNESSEE (637-200-34)

Bristol	1-0-0
v. Virginia Tech	1-0-0
Chattanooga	13-4-1
v. Chattanooga A.C.	2-0-0
v. Sewanee	4-3-0
v. Chattanooga	7-1-1
Harriman	0-0-1
v. American Temp. U.	0-0-1
Knoxville	538-157-25
v. Air Force	1-0-0
v. Akron	2-0-0
v. Alabama	20-25-1
v. Appalachian State	1-0-0
v. UAB	4-0-0
v. American Temp. U.	2-0-0
v. Arkansas	6-2-0
v. Arkansas State	2-0-0
v. Army	3-1-1
v. Asheville Athletes	1-0-0
v. Athens	1-0-0
v. Auburn	14-10-2
v. Austin Peay	1-0-0
v. Boston College	4-0-0
v. Buffalo	1-0-0

v. California	2-1-0
v. UCLA	4-2-2
v. UC-Santa Barbara	1-0-0
v. UMass	1-0-0
v. Carson Newman	12-0-0
v. Central University	1-0-0
v. Centre	9-3-2
v. Chattanooga	31-1-1
v. Cincinnati	5-1-0
v. The Citadel	2-0-0
v. Clemson	9-3-1
v. Colorado State	4-0-0
v. Cumberland (Ky.)	2-0-0
v. Cumberland (Tenn.)	1-0-0
v. Davidson	1-0-0
v. Dayton	4-0-0
v. Duke	11-7-0
v. East Carolina	1-0-0
v. Emory & Henry	5-0-0
v. Florida	12-12-0
v. Florida State	0-1-0
v. Fordham	1-0-0
v. Fresno State	1-0-0
v. Furman	2-0-0
v. Georgetown (Ky.)	3-0-0
v. Georgia	12-11-1
v. Georgia State	1-0-0
v. Georgia Tech	13-5-2
v. Hawai'i	1-0-0
v. Houston	2-0-0
v. Howard	1-0-0
v. Indiana State	1-0-0
v. Iowa State	1-0-0
v. Kansas	1-0-0
v. Kentucky	42-10-6
v. King College	7-0-0
v. La.-Lafayette	2-0-0
v. La.-Monroe	1-0-0
v. LSU	11-4-1
v. Louisiana Tech	2-0-0
v. Louisville	3-0-0
v. Marshall	2-0-0
v. Maryland	2-0-0
v. Maryville	23-1-1
v. Memphis	12-0-0
v. Mercer	2-0-0
v. Miami (Fla.)	0-1-0
v. MTSU	2-0-0
v. Mississippi	25-5-0
v. Mississippi State	13-7-0
v. Missouri	1-2-0
v. Montana	1-0-0
v. Mooney School	2-0-0
v. Nashville	0-0-1
v. UNLV	2-0-0
v. New Mexico	2-0-0
v. North Carolina	11-6-1
v. North Texas	1-1-0
v. Northern Illinois	1-0-0
v. Notre Dame	2-2-0
v. Ohio	2-0-0
v. Oklahoma	0-1-0
v. Oklahoma State	1-0-0
v. Oregon	0-1-0
v. Oregon State	1-0-1
v. Pacific	1-0-0
v. Penn State	2-0-0
v. Pittsburgh	0-2-0
v. Rhodes College	2-0-0
v. Rice	1-0-0
v. Richmond	1-0-0
v. Rutgers	2-1-0
v. Sewanee	8-4-0
v. South Alabama	1-0-0

v. South Carolina	16-3-0
v. Southern Cal	0-1-0
v. SMU	1-0-0
v. Southern Miss	6-0-0
v. Syracuse	1-0-0
v. Tampa	1-0-0
v. Temple	2-0-0
v. Tennessee Martin	1-0-0
v. Tenn. Military Inst.	1-0-0
v. Tenn. School Deaf	1-0-0
v. Tennessee Tech	6-0-0
v. Texas Christian	2-0-0
v. UTEP	2-0-0
v. Texas Tech	1-0-0
v. Transylvania	4-1-0
v. Troy	1-0-0
v. Tulane	3-0-0
v. Tulsa	3-0-0
v. Tusculum	3-0-0
v. Utah	3-0-0
v. Utah State	1-0-0
v. Vanderbilt	38-12-1
v. Villanova	1-0-0
v. Virginia	2-1-0
v. Va. Military Inst.	0-1-0
v. Virginia Tech	3-1-0
v. Wake Forest	5-2-0
v. Washington & Lee	4-0-0
v. Washington State	4-1-0
v. Western Carolina	1-0-0
v. Western Kentucky	2-0-0
v. Wichita State	1-0-0
v. William & Mary	1-0-0
v. Wofford	1-0-0
v. Wyoming	1-1-0
Maryville	2-0-0
v. Maryville	2-0-0
Memphis	42-15-3
v. Arkansas	1-0-0
v. Army	1-0-0
v. UCLA	1-0-0
v. The Citadel	1-0-0
v. Kansas	1-0-0
v. Maryland	1-0-0
v. Memphis	10-1-0
v. Minnesota	1-0-0
v. Mississippi	13-10-1
v. Mississippi State	9-4-1
v. Rhodes College	1-0-0
v. Tenn. Med. School	1-0-1
v. Wake Forest	1-0-0
Nashville	42-21-4
v. Bowling Green	1-0-0
v. Nashville	2-1-0
v. Nebraska	1-0-0
v. North Carolina	0-1-0
v. Vanderbilt	37-19-4
v. Wyoming	1-0-0
Sewanee	0-3-0

<b>TEXAS (6-7)</b>	
College Station	0-1-0
v. Texas A&M	0-1-0
Dallas	3-3-0
v. Arkansas	1-0-0
v. Kansas State	0-1-0
v. Texas	1-2-0
v. Texas A&M	1-0-0
El Paso	0-1-0
v. Maryland	0-1-0
Houston	3-2-0
v. Houston	0-1-0
v. LSU	1-0-0
v. Purdue	0-1-0

v. Rice	1-0-0
v. Tulsa	1-0-0

## VIRGINIA (3-1)

Blacksburg	0-1-0
v. Virginia Tech	0-1-0
Bristol	1-0-0
v. Virginia Tech	1-0-0
Roanoke	2-0-0
v. Virginia Tech	1-0-0
v. Washington & Lee	1-0-0

## WASHINGTON D.C. (1-0)

Washington, D.C.	1-0-0
v. George Washington	1-0-0

### Never Played a Game Within Its Borders...

Alaska, Colorado, Connecticut, Delaware, Idaho, Illinois, Iowa, Kansas, Maine, Michigan, Minnesota, Montana, Nebraska, Nevada, New Mexico, North Dakota, Ohio, Pennsylvania, Rhode Island, South Dakota, Utah, Vermont, Washington, West Virginia, Wisconsin, Wyoming

# RECORD BY CALENDAR DATE

## AUGUST (8-0-1, .944)

### AUGUST 26 (0-0-1)

1990 T, 31-31 Colorado (N) @ Anaheim, Calif.  
(Pigskin Classic I)

### AUGUST 30 (3-0)

1987 W, 23-22 No. 16 Iowa (N) @ East Rutherford, N.J.  
(Kickoff Classic V)

1997 W, 52-17 TEXAS TECH

2003 W, 24-6 FRESNO STATE

### AUGUST 31 (5-0)

1996 W, 62-3 UNLV

2002 W, 47-7 Wyoming (N) @ Nashville, Tenn.

2012 W, 35-21 NC State (N) @ Atlanta, Ga.

2013 W, 45-0 Austin Peay

2014 W, 38-7 Utah State

## SEPTEMBER (144-72-9, .660)

### SEPTEMBER 1 (4-2)

1984 W, 34-27 WASHINGTON STATE

1990 W, 55-7 PACIFIC

2001 W, 33-9 SYRACUSE

2007 L, 31-45 No. 12 California

2008 L, 24-27 at UCLA (OT)

2016 W, 20-13 APPALACHIAN STATE

### SEPTEMBER 2 (4-0)

1989 W, 17-14 COLORADO STATE

1995 W, 27-7 EAST CAROLINA

2000 W, 19-16 No. 22 SOUTHERN MISS

2006 W, 35-18 No. 9 CALIFORNIA

### SEPTEMBER 3 (2-3)

1983 L, 3-13 PITTSBURGH

1988 L, 17-28 No. 12 Georgia

1994 L, 23-25 at No. 14 UCLA

2005 W, 17-10 UAB

2011 W, 42-16 MONTANA

### SEPTEMBER 4 (4-1)

1982 L, 24-25 DUKE

1993 W, 50-0 LOUISIANA TECH

1999 W, 42-17 WYOMING

2010 W, 50-0 TENNESSEE-MARTIN

2017 W, 42-41 Georgia Tech (N) @ Atlanta, Ga. (2OT)

### SEPTEMBER 5 (7-1)

1981 L, 0-44 No. 10 Georgia

1987 W, 49-3 COLORADO STATE

1991 W, 28-11 Louisville

1992 W, 38-3 SOUTHWESTERN LOUISIANA

1998 W, 34-33 No. 17 Syracuse

2004 W, 42-17 UNLV

2009 W, 63-7 WESTERN KENTUCKY

2015 W, 59-30 Bowling Green (N) @ Nashville, Tenn.

### SEPTEMBER 6 (4-1)

1980 L, 15-16 No. 16 GEORGIA

1986 W, 35-21 NEW MEXICO

1997 W, 30-24 at UCLA

2003 W, 34-24 MARSHALL

2014 W, 34-19 ARKANSAS STATE

### SEPTEMBER 7 (3-0-1)

1974 T, 17-17 No. 12 UCLA

1996 W, 35-20 UCLA

2002 W, 26-3 MTSU

2013 W, 52-20 WESTERN KENTUCKY

### SEPTEMBER 8 (4-0)

1990 W, 40-7 Mississippi State

2001 W, 13-3 Arkansas

2007 W, 39-19 SOUTHERN MISSISSIPPI

2012 W, 51-13 GEORGIA STATE

### SEPTEMBER 9 (5-0)

1972 W, 34-3 Georgia Tech

1989 W, 24-6 at No. 6 UCLA

1995 W, 30-27 GEORGIA

2006 W, 31-30 AIR FORCE

2017 W, 42-7 INDIANA STATE

### SEPTEMBER 10 (3-2)

1977 L, 17-27 CALIFORNIA

1983 W, 31-6 NEW MEXICO

1988 L, 26-31 DUKE

1994 W, 41-23 No. 23 Georgia

2011 W, 45-23 CINCINNATI

2016 W, 45-24 Virginia Tech (N) @ Bristol, Tenn.  
(Battle at Bristol)

### SEPTEMBER 11 (2-2)

1976 L, 18-21 DUKE

1982 W, 23-21 IOWA STATE

1993 W, 38-6 No. 22 GEORGIA

2010 L, 13-48 No. 7 OREGON

### SEPTEMBER 12 (2-3)

1981 L, 7-43 Southern California

1987 W, 38-10 Mississippi State

1992 W, 34-31 No. 14 Georgia

2009 L, 15-19 UCLA

2015 L, 24-31 No. 19 OKLAHOMA (2OT)

### SEPTEMBER 13 (2-2)

1975 W, 26-8 No. 14 MARYLAND

1980 L, 17-20 SOUTHERN CALIFORNIA

1986 L, 23-27 MISSISSIPPI STATE

2008 W, 35-3 ALABAMA-BIRMINGHAM

2014 L, 10-34 No. 4 Oklahoma

### SEPTEMBER 14 (1-1-2)

1968 T, 17-17 GEORGIA

1995 T, 26-26 No. 10 UCLA

1991 W, 30-16 No. 21 UCLA

2013 L, 14-59 No. 2 Oregon

### SEPTEMBER 15 (4-2)

1973 W, 21-17 DUKE

1979 W, 28-16 Boston College

1984 W, 27-21 UTAH

1990 W, 56-0 TEXAS EL PASO

2007 L, 20-59 No. 5 Florida

2012 L, 20-37 No. 18 FLORIDA

### SEPTEMBER 16 (2-6)

1967 L, 16-20 at No. 8 UCLA

1972 W, 28-21 No. 6 PENN STATE

1978 L, 0-13 No. 9 UCLA

1989 W, 28-6 DUKE

1995 L, 37-62 No. 4 Florida

2000 L, 23-27 No. 6 FLORIDA

2006 L, 20-21 No. 6 FLORIDA

2017 L, 20-26 No. 24 Florida

### SEPTEMBER 17 (2-4)

1977 W, 24-18 BOSTON COLLEGE

1988 L, 9-34 No. 9 LOUISIANA STATE

1994 L, 0-31 No. 1 FLORIDA

2005 L, 7-16 No. 6 Florida

2011 L, 23-33 No. 16 Florida

2016 W, 28-19 OHIO

### SEPTEMBER 18 (4-3)

1965 W, 21-0 ARMY

1971 W, 48-6 UC SANTA BARBARA

1976 W, 31-0 TEXAS CHRISTIAN

1993 L, 34-41 No. 9 Florida

1999 L, 21-23 No. 4 Florida

2004 W, 30-28 No. 11 FLORIDA

2010 L, 17-31 No. 10 FLORIDA

## SEPTEMBER 19 (6-1)

1964	W, 10-6	CHATTANOOGA
1970	W, 28-3	SOUTHERN METHODIST
1981	W, 42-0	COLORADO STATE
1992	W, 31-14	No. 4 FLORIDA
1998	W, 20-17	No. 2 FLORIDA (OT)
2009	L, 13-23	No. 1 Florida
2015	W, 55-10	WESTERN CAROLINA

## SEPTEMBER 20 (4-3)

1941	W, 32-6	FURMAN
1969	W, 31-0	CHATTANOOGA
1975	L, 28-34	at UCLA
1980	W, 35-23	WASHINGTON STATE
1997	L, 20-33	No. 2 Florida
2003	W, 24-10	No. 17 Florida
2008	L, 6-30	No. 4 FLORIDA

## SEPTEMBER 21 (3-3)

1963	W, 34-6	RICHMOND
1974	W, 17-3	KANSAS
1991	W, 26-24	No. 23 MISSISSIPPI STATE
1996	L, 29-35	No. 4 FLORIDA
2002	L, 13-30	No. 10 FLORIDA
2013	L, 17-31	No. 21 Florida

## SEPTEMBER 22 (4-0-1)

1973	W, 37-18	Army
1979	W, 51-18	UTAH
1984	T, 24-24	ARMY
2007	W, 48-27	ARKANSAS STATE
2012	W, 47-26	AKRON

## SEPTEMBER 23 (7-0-1)

1922	W, 50-0	EMORY & HENRY
1950	W, 56-0	SOUTHERN MISSISSIPPI
1972	W, 45-6	WAKE FOREST
1978	T, 13-13	OREGON STATE
1995	W, 52-14	MISSISSIPPI STATE
2000	W, 70-3	LOUISIANA-MONROE
2006	W, 33-7	MARSHALL
2017	W, 17-13	UMASS

## SEPTEMBER 24 (8-5)

1921	W, 27-0	EMORY & HENRY
1927	W, 33-0	CARSON-NEWMAN
1932	W, 13-0	Chattanooga
1938	W, 26-3	UNIVERSITY OF THE SOUTH
1949	W, 10-0	MISSISSIPPI STATE
1955	L, 7-13	MISSISSIPPI STATE
1960	W, 10-3	Auburn (N) @ Birmingham, Ala.
1966	W, 28-0	Auburn (N) @ Birmingham, Ala.
1977	L, 12-14	AUBURN
1983	L, 14-37	No. 11 AUBURN
1988	L, 6-38	No. 4 Auburn
1994	L, 21-24	Mississippi State
2016	W, 38-28	No. 19 FLORIDA

## SEPTEMBER 25 (9-4-1)

1915	W, 101-0	CARSON-NEWMAN
1920	W, 45-0	EMORY & HENRY
1926	W, 13-0	CARSON-NEWMAN
1937	W, 32-0	WAKE FOREST
1948	L, 6-21	MISSISSIPPI STATE
1954	W, 19-7	Mississippi State (N) @ Memphis, Tenn.
1965	T, 13-13	AUBURN
1971	L, 9-10	No. 5 AUBURN
1976	L, 28-38	Auburn (N) @ Birmingham, Ala.
1982	L, 14-24	Auburn
1993	W, 42-20	LOUISIANA STATE
1999	W, 17-16	MEMPHIS
2004	W, 42-17	LOUISIANA TECH
2010	W, 32-29	ALABAMA-BIRMINGHAM (2 OT)

## SEPTEMBER 26 (9-4-2)

1914	W, 89-0	CARSON-NEWMAN
1931	W, 33-0	MARYVILLE
1936	W, 13-0	Chattanooga
1942	T, 0-0	South Carolina
1953	L, 0-26	MISSISSIPPI STATE
1959	W, 3-0	No. 3 AUBURN

1964	L, 0-3	No. 8 Auburn (N) @ Birmingham, Ala.
1970	L, 23-36	Auburn (N) @ Birmingham, Ala.
1981	W, 10-7	AUBURN
1987	T, 20-20	No. 3 AUBURN
1992	W, 40-0	CINCINNATI
1998	W, 42-7	HOUSTON
2005	W, 30-27	No. 4 Louisiana State (OT)
2009	W, 34-23	OHIO
2015	L, 27-28	Florida

## SEPTEMBER 27 (8-4)

1913	W, 58-0	CARSON-NEWMAN
1919	W, 29-6	TUSCULUM
1930	W, 54-0	MARYVILLE
1947	L, 0-27	Georgia Tech
1952	W, 14-7	Mississippi State (N) @ Memphis, Tenn.
1958	L, 0-13	No. 3 Auburn (N) @ Birmingham, Ala.
1969	W, 45-19	AUBURN
1975	W, 21-17	AUBURN
1980	W, 42-0	Auburn
1986	L, 8-34	No. 8 Auburn
2003	W, 23-20	SOUTH CAROLINA (OT)
2008	L, 12-14	No. 15 Auburn
2014	L, 32-35	No. 12 Georgia

## SEPTEMBER 28 (9-3)

1929	W, 40-6	CENTRE
1935	W, 20-0	SOUTHWESTERN
1940	W, 49-0	MERCER
1946	W, 13-9	GEORGIA TECH
1957	L, 0-7	AUBURN
1963	L, 19-23	AUBURN
1968	W, 24-17	MEMPHIS STATE
1974	L, 0-21	Auburn
1985	W, 38-20	No. 1 AUBURN
1991	W, 30-21	No. 13 AUBURN
2002	W, 35-14	RUTGERS
2013	W, 31-24	SOUTH ALABAMA

## SEPTEMBER 29 (9-4-1)

1923	L, 0-41	Army
1928	W, 41-0	MARYVILLE
1934	W, 32-0	CENTRE
1939	W, 13-0	NC State
1945	W, 7-6	WAKE FOREST
1951	W, 14-0	MISSISSIPPI STATE
1956	W, 35-7	Auburn (N) @ Birmingham, Ala.
1962	L, 21-22	Auburn (N) @ Birmingham, Ala.
1973	W, 21-0	No. 11 AUBURN
1979	W, 35-17	AUBURN
1984	L, 10-29	No. 20 Auburn
1990	T, 26-26	No. 3 Auburn
2001	W, 26-18	No. 14 LOUISIANA STATE
2012	L, 44-51	No. 5 Georgia

## SEPTEMBER 30 (9-6)

1905	W, 16-6	TENN. SCHOOL FOR DEAF
1916	W, 33-0	TUSCULUM
1922	W, 32-7	CARSON-NEWMAN
1933	W, 27-0	VIRGINIA TECH
1944	W, 26-13	KENTUCKY
1950	L, 0-7	Mississippi State
1961	L, 21-24	AUBURN
1967	W, 27-13	AUBURN
1972	L, 6-10	Auburn (N) @ Birmingham, Ala.
1978	L, 10-29	Auburn (N) @ Birmingham, Ala.
1989	W, 21-14	No. 4 AUBURN
1995	W, 31-0	OKLAHOMA STATE
2000	L, 31-38	Louisiana State (OT)
2006	W, 41-7	Memphis
2017	L, 0-41	No. 7 GEORGIA

## OCTOBER (298-152-21, .655)

### OCTOBER 1 (12-4-1)

1904	W, 17-0	MARYVILLE
1910	L, 2-17	CENTRE
1921	W, 7-0	Maryville
1927	W, 26-0	North Carolina
1932	W, 33-0	MISSISSIPPI





1938	W, 20-7	CLEMSON
1949	L, 7-21	DUKE
1955	L, 0-21	No. 16 DUKE
1960	T, 0-0	Mississippi State (N) @ Memphis, Tenn.
1966	W, 23-3	RICE
1977	W, 41-10	OREGON STATE
1983	W, 45-6	The Citadel (N) @ Memphis, Tenn.
1988	L, 24-52	WASHINGTON STATE
1994	W, 10-9	No. 17 WASHINGTON STATE
2005	W, 27-10	MISSISSIPPI
2011	W, 41-10	BUFFALO
2016	W, 34-31	No. 25 Georgia

### OCTOBER 2 (9-3-2)

1909	T, 0-0	CENTRE
1915	W, 21-0	TUSCULUM
1920	W, 47-0	MARYVILLE
1926	W, 34-0	NORTH CAROLINA
1937	W, 27-0	VIRGINIA TECH
1948	T, 7-7	Duke
1954	L, 6-7	No. 7 Duke
1971	W, 20-13	Florida
1976	W, 21-19	CLEMSON
1982	W, 10-3	WASHINGTON STATE
1993	W, 52-19	DUKE
1999	W, 24-0	AUBURN
2004	L, 10-34	No. 8 AUBURN
2010	L, 14-16	No. 12 Louisiana State

### OCTOBER 3 (14-4)

1903	W, 17-0	MARYVILLE
1908	W, 12-0	NORTH CAROLINA
1914	W, 55-3	KING
1919	W, 32-2	MARYVILLE
1925	W, 51-0	EMORY & HENRY
1931	W, 44-0	CLEMSON
1936	L, 6-14	North Carolina
1942	W, 40-14	FORDHAM
1953	L, 7-21	DUKE
1959	W, 22-6	MISSISSIPPI STATE
1964	W, 14-13	Mississippi State (N) @ Memphis, Tenn.
1970	W, 48-3	ARMY
1987	W, 38-12	CALIFORNIA
1992	W, 20-0	Louisiana State
1996	W, 41-3	Mississippi (N) @ Memphis, Tenn.
1998	W, 17-9	Auburn
2009	L, 22-26	AUBURN
2015	L, 20-24	ARKANSAS

### OCTOBER 4 (9-4)

1913	W, 95-0	ATHENS
1924	W, 27-0	EMORY & HENRY
1930	W, 18-0	CENTRE
1941	L, 0-19	Duke
1947	L, 7-19	DUKE
1952	L, 0-7	No. 10 Duke
1958	W, 13-8	No. 11 Mississippi State (N) @ Memphis, Tenn.
1969	W, 55-16	Memphis State
1986	W, 26-16	TEXAS EL PASO
1997	W, 31-17	MISSISSIPPI
2003	L, 21-28	Auburn
2008	W, 13-9	NORTHERN ILLINOIS
2014	L, 9-10	FLORIDA

### OCTOBER 5 (11-3)

1907	W, 30-0	TENNESSEE MILITARY INSTITUTE
1912	W, 101-0	KING
1929	W, 20-0	Chattanooga
1934	W, 19-7	North Carolina
1935	L, 13-38	NORTH CAROLINA
1940	W, 13-0	DUKE
1946	W, 12-7	Duke
1957	W, 14-9	MISSISSIPPI STATE
1963	L, 0-7	MISSISSIPPI STATE
1968	W, 52-0	Rice
1974	W, 17-10	TULSA
1985	W, 31-29	WAKE FOREST
2002	W, 41-38	ARKANSAS (6 OT)
2013	L, 31-34	No. 6 GEORGIA (OT)

### OCTOBER 6 (7-3-1)

1906	W, 10-0	AMERICAN UNIVERSITY
1923	T, 14-14	MARYVILLE
1928	W, 41-7	CENTRE
1945	W, 48-13	WILLIAM & MARY
1951	W, 26-0	No. 16 DUKE
1956	W, 33-20	Duke
1962	L, 6-7	Mississippi State (N) @ Memphis, Tenn.
1973	W, 28-27	Kansas (N) @ Memphis, Tenn.
1979	L, 9-28	Mississippi State (N) @ Memphis, Tenn.
2001	L, 24-26	GEORGIA
2007	W, 35-14	No. 12 GEORGIA

### OCTOBER 7 (14-1)

1905	W, 104-0	AMERICAN UNIVERSITY
1911	W, 27-0	MOONEY SCHOOL
1916	W, 32-6	MARYVILLE
1922	W, 21-0	MARYVILLE
1933	W, 20-0	MISSISSIPPI STATE
1939	W, 40-0	UNIVERSITY OF THE SOUTH
1944	W, 20-7	Mississippi (N) @ Memphis, Tenn.
1950	W, 28-7	No. 14 Duke
1961	W, 17-3	MISSISSIPPI STATE
1972	W, 38-7	Memphis State
1978	W, 31-13	ARMY
1989	W, 17-14	GEORGIA
1995	W, 49-31	Arkansas
2000	L, 10-21	No. 19 Georgia
2006	W, 51-33	No. 10 Georgia

### OCTOBER 8 (11-4)

1910	W, 7-0	MOONEY SCHOOL
1921	W, 21-0	CHATTANOOGA
1927	W, 7-0	MARYVILLE
1932	W, 20-7	NORTH CAROLINA
1938	W, 7-0	AUBURN
1949	W, 39-7	CHATTANOOGA
1955	W, 13-0	CHATTANOOGA
1960	W, 62-7	TAMPA
1966	L, 3-6	No. 9 Georgia Tech
1977	L, 8-24	GEORGIA TECH
1983	W, 20-6	LOUISIANA STATE
1994	W, 38-21	ARKANSAS
2005	L, 14-27	No. 5 GEORGIA
2011	L, 12-20	GEORGIA
2016	L, 38-45	No. 8 Texas A&M

### OCTOBER 9 (9-4-2)

1909	L, 0-3	NORTH CAROLINA
1915	L, 0-3	CLEMSON
1920	L, 0-20	VANDERBILT
1926	W, 14-7	Louisiana State
1937	T, 0-0	Duke
1948	W, 26-0	CHATTANOOGA
1954	W, 20-14	CHATTANOOGA
1965	W, 24-3	SOUTH CAROLINA
1971	W, 10-6	GEORGIA TECH
1976	W, 42-7	Georgia Tech
1982	T, 24-24	No. 18 Louisiana State
1993	W, 28-14	Arkansas (N) @ Little Rock, Ark.
1999	W, 37-20	No. 10 GEORGIA
2004	W, 19-14	No. 3 Georgia
2010	L, 14-41	Georgia

### OCTOBER 10 (14-3)

1900	W, 22-0	KING
1903	W, 38-0	CARSON-NEWMAN
1908	W, 39-5	MARYVILLE
1914	W, 27-0	CLEMSON
1925	W, 13-0	MARYVILLE
1931	W, 38-0	MISSISSIPPI
1936	L, 0-6	AUBURN
1942	W, 34-6	DAYTON
1953	W, 40-7	CHATTANOOGA
1959	L, 7-14	No. 3 GEORGIA TECH
1964	W, 16-14	BOSTON COLLEGE
1970	W, 17-6	No. 13 Georgia Tech
1981	W, 10-7	GEORGIA TECH
1992	L, 24-25	ARKANSAS
1998	W, 22-3	No. 7 Georgia

2009	W, 45-19	GEORGIA
2015	W, 38-31	No. 19 Georgia

## OCTOBER 11 (13-4-1)

1899	W, 11-5	KING
1902	W, 12-0	KING
1913	W, 75-0	MARYVILLE
1919	T, 3-3	Vanderbilt
1924	W, 28-10	MARYVILLE
1930	W, 27-0	MISSISSIPPI
1941	W, 26-0	DAYTON
1947	W, 26-7	CHATTANOOGA
1952	W, 26-6	CHATTANOOGA
1958	L, 7-21	Georgia Tech
1969	W, 26-8	GEORGIA TECH
1975	W, 24-10	LOUISIANA STATE
1980	W, 23-10	Georgia Tech
1986	L, 21-25	ARMY
1997	W, 38-13	No. 13 GEORGIA
2003	L, 14-41	No. 8 GEORGIA
2008	L, 14-26	No. 10 Georgia
2014	W, 45-10	CHATTANOOGA

## OCTOBER 12 (10-5)

1901	W, 8-0	KING
1907	W, 15-0	Georgia
1912	W, 38-0	MARYVILLE
1929	W, 52-7	MISSISSIPPI
1935	W, 13-6	Auburn (N) @ Birmingham, Ala.
1940	W, 53-0	CHATTANOOGA
1946	W, 47-7	CHATTANOOGA
1957	W, 28-13	CHATTANOOGA
1963	L, 7-23	GEORGIA TECH
1968	W, 24-7	Georgia Tech
1974	L, 10-20	Louisiana State
1985	L, 10-17	No. 7 Florida
1991	L, 18-35	No. 10 Florida
1996	W, 29-17	Georgia
2002	L, 13-18	No. 6 Georgia

## OCTOBER 13 (10-4)

1906	L, 0-11	MARYVILLE
1923	W, 13-6	GEORGETOWN
1928	W, 13-12	MISSISSIPPI
1934	W, 27-0	MISSISSIPPI
1945	W, 30-0	CHATTANOOGA
1951	W, 42-13	CHATTANOOGA
1956	W, 42-20	CHATTANOOGA
1962	L, 0-17	Georgia Tech
1973	W, 20-14	GEORGIA TECH
1979	W, 31-0	GEORGIA TECH
1984	L, 30-43	No. 18 FLORIDA
1990	W, 45-3	No. 9 FLORIDA
2007	W, 33-21	Mississippi State
2012	L, 31-41	No. 19 Mississippi State

## OCTOBER 14 (8-3-1)

1905	T, 5-5	Clemson
1911	L, 0-24	Georgia Tech
1916	W, 14-0	Clemson
1922	W, 15-0	Camp Benning
1933	L, 2-10	Duke
1939	W, 28-0	Chattanooga
1944	W, 40-0	FLORIDA
1950	W, 41-0	CHATTANOOGA
1961	W, 52-6	TULSA
1967	W, 24-13	GEORGIA TECH
1995	W, 41-14	No. 12 Alabama (N) @ Birmingham, Ala.
2017	L, 9-15	SOUTH CAROLINA

## OCTOBER 15 (9-8-2)

1892	W, 25-0	Maryville
1897	W, 28-0	KING
1904	T, 0-0	NASHVILLE
1910	L, 0-18	Vanderbilt
1921	L, 3-14	Dartmouth
1926	W, 6-0	MARYVILLE
1927	W, 21-7	MISSISSIPPI
1932	W, 7-3	Alabama (N) @ Birmingham, Ala.
1938	W, 13-0	Alabama (N) @ Birmingham, Ala.
1949	T, 7-7	Alabama (N) @ Birmingham, Ala.

1955	W, 20-0	Alabama (N) @ Birmingham, Ala.
1960	W, 20-7	No. 15 ALABAMA
1966	L, 10-11	No. 3 ALABAMA
1977	L, 10-24	No. 4 Alabama (N) @ Birmingham, Ala.
1983	W, 41-34	No. 11 Alabama (N) @ Birmingham, Ala.
1988	L, 20-28	No. 20 ALABAMA
1994	L, 13-17	No. 10 ALABAMA
2011	L, 7-38	No. 1 LOUISIANA STATE
2016	L, 10-49	No. 1 ALABAMA

## OCTOBER 16 (6-4-1)

1909	L, 0-17	Kentucky State
1915	W, 80-0	CENTRE
1920	W, 35-0	Chattanooga
1948	W, 21-6	ALABAMA
1954	L, 0-27	ALABAMA
1965	T, 7-7	Alabama (N) @ Birmingham, Ala.
1971	L, 15-32	No. 4 Alabama (N) @ Birmingham, Ala.
1976	L, 13-20	No. 20 ALABAMA
1982	W, 35-28	No. 2 ALABAMA
1993	W, 17-17	No. 2Alabama (N) @ Birmingham, Ala (Tie awarded to UT from NCAA).
2004	W, 21-17	Mississippi

## OCTOBER 17 (4-7-3)

1903	L, 0-40	Vanderbilt
1908	W, 7-0	KENTUCKY STATE
1914	W, 66-0	Louisville
1925	L, 7-34	Vanderbilt
1931	W, 25-0	ALABAMA
1936	T, 0-0	Alabama (N) @ Birmingham, Ala.
1942	L, 0-8	No. 4 Alabama (N) @ Birmingham, Ala.
1953	T, 0-0	Alabama (N) @ Birmingham, Ala.
1959	T, 7-7	Alabama (N) @ Birmingham, Ala.
1964	L, 8-19	No. 3 ALABAMA
1970	W, 24-0	ALABAMA
1981	L, 19-38	No. 15 Alabama (N) @ Birmingham, Ala.
1987	L, 22-41	Alabama (N) @ Birmingham, Ala.
1992	L, 10-17	No. 4 ALABAMA

## OCTOBER 18 (6-9)

1913	L, 6-17	University of the South (N) @ Chattanooga, Tenn.
1919	L, 0-6	MISSISSIPPI A&M
1924	W, 13-0	CARSON-NEWMAN
1930	L, 6-18	Alabama
1941	L, 2-9	ALABAMA
1947	L, 0-10	Alabama (N) @ Birmingham, Ala.
1952	W, 20-0	No. 18 ALABAMA
1958	W, 14-7	ALABAMA
1969	W, 41-14	No. 20Alabama (N) @ Birmingham, Ala.
1975	L, 7-30	No. 6 Alabama (N) @ Birmingham, Ala.
1980	L, 0-27	No. 1 ALABAMA
1986	L, 28-56	No. 2 ALABAMA
1997	W, 38-21	Alabama (N) @ Birmingham, Ala.
2008	W, 34-3	MISSISSIPPI STATE
2014	L, 3-34	No. 3 Ole Miss

## OCTOBER 19 (8-6-1)

1901	T, 6-6	CLEMSON
1907	L, 4-6	Georgia Tech
1912	W, 62-0	Tennessee Medical School
1929	W, 6-0	ALABAMA
1935	L, 0-25	ALABAMA
1937	L, 7-14	ALABAMA
1940	W, 27-12	Alabama (N) @ Birmingham, Ala.
1946	W, 12-0	No. 7 ALABAMA
1957	W, 14-0	Alabama (N) @ Birmingham, Ala.
1963	L, 0-35	No. 9 Alabama (N) @ Birmingham, Ala.
1968	W, 10-9	ALABAMA
1974	L, 6-28	No. 4 ALABAMA
1985	W, 16-14	No. 15 Alabama (N) @ Birmingham, Ala.



1991	L, 19-24	No. 14 Alabama (N) @ Birmingham, Ala.
2013	W, 23-21	No. 11 SOUTH CAROLINA

### OCTOBER 20 (5-10)

1906	L, 0-6	CENTRE
1923	L, 0-17	GEORGIA
1928	W, 15-13	Alabama
1934	L, 6-13	Alabama (N) @ Birmingham, Ala.
1945	L, 7-25	No. 6 Alabama (N) @ Birmingham, Ala.
1951	W, 27-13	Alabama (N) @ Birmingham, Ala.
1956	W, 24-0	ALABAMA
1962	L, 7-27	No. 2 ALABAMA
1973	L, 21-42	No. 2 Alabama (N) @ Birmingham, Ala.
1979	L, 17-27	No. 1 Alabama (N) @ Birmingham, Ala.
1984	W, 28-27	ALABAMA
1990	L, 6-9	ALABAMA
2001	W, 35-24	Alabama
2007	L, 17-41	Alabama
2012	L, 13-44	No. 1 ALABAMA

### OCTOBER 21 (9-11-1)

1892	L, 4-22	Vanderbilt
1893	L, 0-56	KENTUCKY A&M
1899	L, 0-5	VIRGINIA TECH
1902	W, 34-0	MARYVILLE
1905	L, 0-45	VANDERBILT
1907	W, 4-0	Clemson
1911	W, 22-5	MARYVILLE
1916	W, 26-0	SOUTH CAROLINA
1922	L, 3-7	Georgia
1933	L, 6-12	ALABAMA
1939	W, 21-0	No. 8 ALABAMA
1944	T, 0-0	ALABAMA
1950	W, 14-9	ALABAMA
1961	L, 3-34	No. 5 Alabama (N) @ Birmingham, Ala.
1967	W, 24-13	No. 6 Alabama (N) @ Birmingham, Ala.
1972	L, 10-17	No. 3 ALABAMA
1978	L, 17-30	No. 4 ALABAMA
1989	L, 30-47	No. 10 Alabama (N) @ Birmingham, Ala.
2000	W, 20-10	ALABAMA
2006	W, 16-13	ALABAMA
2017	L, 7-45	No. 1 Alabama

### OCTOBER 22 (11-5-1)

1896	W, 10-6	WILLIAMSBURG
1900	T, 0-0	Vanderbilt
1904	L, 0-2	Georgia Tech
1910	L, 5-35	Georgia
1921	W, 9-0	FLORIDA
1927	W, 57-0	TRANSYLVANIA
1932	W, 60-0	MARYVILLE
1938	W, 44-0	THE CITADEL
1949	W, 36-6	TENNESSEE TECH
1955	W, 53-7	DAYTON
1960	W, 35-0	CHATTANOOGA
1966	W, 29-17	SOUTH CAROLINA
1977	L, 17-27	No. 19 Florida
1983	W, 37-3	GEORGIA TECH
1988	W, 38-25	Memphis State
2005	L, 3-6	No. 5 Alabama (Win later vacated by Alabama)
2011	L, 6-37	No. 2 Alabama

### OCTOBER 23 (11-4)

1897	W, 6-0	WILLIAMSBURG
1909	L, 0-3	GEORGIA
1915	W, 101-0	CUMBERLAND
1920	W, 26-0	CLEMSON
1926	W, 30-7	CENTRE
1937	W, 32-0	UNIVERSITY OF THE SOUTH
1948	W, 41-0	TENNESSEE TECH
1954	W, 14-7	DAYTON
1965	W, 17-8	HOUSTON
1971	W, 10-7	Mississippi State (N)

		@ Memphis, Tenn.
1976	L, 18-20	No. 11 FLORIDA
1982	L, 21-31	Georgia Tech
1999	W, 21-7	No. 10 Alabama
2004	W, 17-13	ALABAMA
2010	L, 10-41	No. 7 ALABAMA

### OCTOBER 24 (12-4-2)

1892	L, 0-54	University of the South
1896	W, 4-0	Chattanooga Athletic Club
1908	W, 10-0	GEORGIA
1914	W, 17-7	ALABAMA
1924	L, 2-7	Mississippi A&M (N) @ Memphis, Tenn.
1925	T, 0-0	LOUISIANA STATE
1931	W, 7-0	North Carolina
1936	W, 15-13	No. 2 DUKE
1942	W, 52-7	FURMAN
1953	W, 59-6	LOUISVILLE
1959	W, 23-0	CHATTANOOGA
1964	T, 3-3	No. 7 Louisiana State
1970	W, 38-7	FLORIDA
1981	W, 28-9	Memphis State
1987	W, 29-15	GEORGIA TECH
1998	W, 35-18	ALABAMA
2009	L, 10-12	No. 1 Alabama
2015	L, 14-19	No. 8 Alabama

### OCTOBER 25 (5-8-1)

1902	L, 5-12	VANDERBILT
1906	T, 5-5	American University
1919	L, 0-14	Clemson
1930	W, 9-7	NORTH CAROLINA
1941	W, 21-6	CINCINNATI
1947	W, 49-0	TENNESSEE TECH
1952	W, 50-0	WOFFORD
1958	L, 0-10	FLORIDA STATE
1975	L, 14-21	NORTH TEXAS STATE
1980	L, 6-30	No. 12 PITTSBURGH
1986	L, 13-14	Georgia Tech
2003	W, 51-43	Alabama (5 OT)
2008	L, 9-29	No. 2 ALABAMA
2014	L, 20-34	No. 4 ALABAMA

### OCTOBER 26 (9-5-1)

1901	L, 5-16	Nashville
1907	W, 34-0	MARYVILLE
1912	L, 6-33	University of the South (N) @ Chattanooga, Tenn.
1913	W, 9-0	DAVIDSON
1929	W, 30-0	Washington & Lee
1935	W, 25-14	CENTRE
1940	W, 14-0	FLORIDA
1946	L, 6-19	WAKE FOREST
1957	W, 16-0	Maryland
1963	W, 49-7	CHATTANOOGA
1974	W, 29-28	CLEMSON
1985	T, 6-6	GEORGIA TECH
1996	W, 20-13	No. 12 ALABAMA
2002	L, 14-34	No. 19 ALABAMA
2013	L, 10-45	No. 1 Alabama

### OCTOBER 27 (11-1)

1923	W, 7-3	Mississippi A&M (N) @ Memphis, Tenn.
1928	W, 26-7	WASHINGTON & LEE
1934	W, 14-6	DUKE
1945	W, 33-2	VILLANOVA
1951	W, 68-0	TENNESSEE TECH
1956	W, 34-7	MARYLAND
1962	W, 48-14	CHATTANOOGA
1973	W, 39-7	TEXAS CHRISTIAN
1984	W, 24-21	Georgia Tech
2001	W, 17-10	No. 12 SOUTH CAROLINA
2007	W, 27-24	No. 15 SOUTH CAROLINA (OT)
2012	L, 35-38	No. 17 South Carolina

### OCTOBER 28 (13-5)

1899	L, 0-51	University of the South
1905	L, 6-11	University of the South
1911	L, 0-16	NC State
1916	W, 24-0	Florida (N) @ Tampa, Fla.

1922	W, 49-0	MISSISSIPPI
1933	W, 13-6	FLORIDA
1939	W, 17-0	MERCER
1944	W, 26-7	CLEMSON
1950	W, 27-20	WASHINGTON & LEE
1961	W, 20-7	CHATTANOOGA
1967	W, 17-14	LOUISIANA STATE
1972	W, 34-2	HAWAII
1978	L, 21-34	Mississippi State (N) @ Memphis, Tenn.
1989	W, 45-39	Louisiana State
1995	W, 56-21	SOUTH CAROLINA
2000	W, 17-14	No. 17 South Carolina
2006	W, 31-24	South Carolina
2017	L, 26-29	Kentucky

## OCTOBER 29 (10-6)

1903	L, 0-24	South Carolina
1904	L, 0-12	UNIVERSITY OF THE SOUTH
1910	W, 17-0	Howard (N) @ Birmingham, Ala.
1921	L, 0-14	Vanderbilt
1927	W, 42-0	VIRGINIA
1932	W, 16-13	DUKE
1938	W, 14-6	LOUISIANA STATE
1949	W, 35-6	No. 13 North Carolina
1955	W, 48-7	North Carolina
1960	W, 27-14	NORTH CAROLINA
1966	W, 38-7	Army (N) @ Memphis, Tenn.
1983	W, 7-0	Rutgers
1994	W, 31-22	South Carolina
2005	L, 15-16	SOUTH CAROLINA
2011	L, 3-14	No. 14 SOUTH CAROLINA
2016	L, 21-24	South Carolina

## OCTOBER 30 (7-5)

1909	L, 0-29	GEORGIA TECH
1915	L, 0-35	Vanderbilt
1920	L, 7-13	Mississippi A&M
1926	W, 33-0	Mississippi A&M
1937	W, 32-0	GEORGIA
1948	L, 7-14	No. 3 NORTH CAROLINA
1954	W, 26-20	NORTH CAROLINA
1971	W, 38-3	TULSA
1993	W, 55-3	SOUTH CAROLINA
1999	W, 30-7	SOUTH CAROLINA
2004	W, 43-29	South Carolina
2010	L, 24-38	No. 17 South Carolina

## OCTOBER 31 (13-3)

1903	W, 10-0	Nashville
1908	W, 6-5	Georgia Tech
1910	L, 0-48	Mississippi A&M
1914	W, 67-0	CHATTANOOGA
1925	W, 12-7	GEORGIA
1931	W, 25-2	DUKE
1936	W, 46-0	Georgia
1942	W, 26-0	No. 19 LOUISIANA STATE
1953	W, 20-6	North Carolina
1959	W, 29-7	North Carolina
1970	W, 41-7	Wake Forest (N) @ Memphis, Tenn.
1987	L, 18-20	Boston College
1992	L, 23-24	South Carolina
1998	W, 49-14	South Carolina
2009	W, 31-13	No. 21 SOUTH CAROLINA
2015	W, 52-21	Kentucky

## NOVEMBER (322-129-21, .704)

### NOVEMBER 1 (10-6-1)

1900	L, 5-22	NORTH CAROLINA
1902	W, 6-0	UNIVERSITY OF THE SOUTH
1913	W, 21-0	CHATTANOOGA
1919	T, 0-0	NORTH CAROLINA
1924	L, 0-33	Georgia
1930	W, 27-0	CLEMSON
1941	W, 13-6	Louisiana State
1947	L, 6-20	North Carolina
1952	W, 41-14	NORTH CAROLINA
1958	L, 7-21	No. 17 NORTH CAROLINA
1969	W, 17-3	No. 11 Georgia

1975	W, 28-7	COLORADO STATE
1980	L, 13-16	VIRGINIA
1997	W, 22-7	SOUTH CAROLINA
2003	W, 23-6	DUKE
2008	L, 6-27	South Carolina
2014	W, 45-42	South Carolina (OT)

## NOVEMBER 2 (11-4)

1892	L, 0-10	UNIVERSITY OF THE SOUTH
1901	L, 0-6	KENTUCKY UNIVERSITY
1907	W, 57-0	CHATTANOOGA
1912	W, 67-0	CENTRE
1929	W, 27-0	AUBURN
1935	L, 6-19	Duke
1940	W, 28-0	LOUISIANA STATE
1946	W, 20-14	No. 9 NORTH CAROLINA
1957	W, 35-0	North Carolina
1968	W, 42-18	UCLA
1985	W, 40-0	RUTGERS
1991	W, 52-24	MEMPHIS STATE
1996	W, 31-14	South Carolina
2002	W, 18-10	South Carolina
2013	L, 3-31	No. 10 Missouri

## NOVEMBER 3 (10-5)

1893	L, 0-64	Wake Forest
1906	L, 0-17	UNIVERSITY OF THE SOUTH
1923	W, 13-2	TULANE
1928	W, 57-0	CARSON-NEWMAN
1934	L, 12-13	Fordham
1945	W, 20-6	NORTH CAROLINA
1951	W, 27-0	North Carolina
1956	W, 20-0	NORTH CAROLINA
1962	W, 23-0	WAKE FOREST
1973	L, 31-35	GEORGIA
1979	L, 7-13	RUTGERS
1990	W, 41-20	TEMPLE
2001	W, 28-18	Notre Dame
2007	W, 59-7	LOUISIANA-LAFAYETTE
2012	W, 55-48	TROY

## NOVEMBER 4 (12-5-1)

1893	L, 0-70	Duke
1899	W, 12-0	KENTUCKY A&M
1905	L, 0-45	Georgia Tech
1911	T, 0-0	CENTRE
1916	W, 12-7	Chattanooga
1922	L, 6-14	Vanderbilt
1933	W, 13-0	George Washington
1939	W, 20-0	No. 18 Louisiana State
1944	W, 13-0	Louisiana State
1950	W, 16-0	NORTH CAROLINA
1961	L, 21-22	North Carolina
1967	W, 38-0	Tampa
1972	W, 14-0	Georgia
1978	W, 34-0	DUKE
1995	W, 42-0	SOUTHERN MISSISSIPPI
2000	W, 19-17	Memphis
2006	L, 24-28	No. 13 LOUISIANA STATE
2017	W, 24-10	SOUTHERN MISS

## NOVEMBER 5 (9-5-1)

1904	L, 0-22	Vanderbilt
1910	L, 0-10	KENTUCKY STATE
1921	W, 14-7	Mississippi A&M (N) @ Memphis, Tenn.
1927	W, 32-12	UNIVERSITY OF THE SOUTH
1932	W, 31-0	MISSISSIPPI A&M
1938	W, 45-0	CHATTANOOGA
1949	L, 13-30	GEORGIA TECH
1955	T, 7-7	No. 8 GEORGIA TECH
1960	L, 7-14	Georgia Tech
1966	W, 28-10	CHATTANOOGA
1977	W, 27-14	MEMPHIS STATE
1988	W, 10-7	BOSTON COLLEGE
2005	L, 21-41	No. 8 Notre Dame
2011	W, 24-0	MIDDLE TENNESSEE STATE
2016	W, 55-0	TENNESSEE TECH

## NOVEMBER 6 (10-4)

1909	L, 0-51	Vanderbilt
------	---------	------------

1920	W, 49-0	TRANSYLVANIA
1926	W, 12-0	UNIVERSITY OF THE SOUTH
1937	L, 7-20	Auburn (N) @ Birmingham, Ala.
1948	W, 13-6	No. 6 Georgia Tech
1954	L, 7-28	Georgia Tech
1965	W, 21-7	No. 7 GEORGIA TECH
1971	W, 35-6	SOUTH CAROLINA
1976	W, 21-14	Memphis State
1982	W, 29-3	MEMPHIS STATE
1993	W, 45-10	No. 13 LOUISVILLE
1999	W, 38-14	No. 24 NOTRE DAME
2004	L, 13-17	NOTRE DAME
2010	W, 50-14	Memphis

### NOVEMBER 7 (15-3)

1893	L, 0-60	North Carolina
1902	W, 10-0	Nashville
1903	L, 0-5	GEORGIA
1908	L, 9-16	Vanderbilt
1914	W, 16-14	Vanderbilt
1925	W, 12-0	Centre
1931	W, 31-0	CARSON-NEWMAN
1936	W, 34-0	MARYVILLE
1942	W, 34-12	CINCINNATI
1953	W, 32-14	LOUISIANA STATE
1959	W, 14-13	No. 1 LOUISIANA STATE
1964	W, 22-14	No. 7 Georgia Tech
1970	W, 20-18	South Carolina
1981	W, 24-21	WICHITA STATE
1987	W, 41-10	LOUISVILLE
1998	W, 37-13	ALABAMA-BIRMINGHAM
2009	W, 56-28	MEMPHIS
2015	W, 27-24	SOUTH CAROLINA

### NOVEMBER 8 (8-6-1)

1897	L, 0-16	NORTH CAROLINA
1913	L, 6-7	Vanderbilt
1919	T, 6-6	South Carolina
1924	L, 0-32	CENTRE
1930	W, 34-0	CARSON-NEWMAN
1941	W, 28-6	HOWARD
1947	L, 13-43	Mississippi (N) @ Memphis, Tenn.
1952	W, 22-3	Louisiana State
1958	L, 6-14	CHATTANOOGA
1969	W, 29-14	SOUTH CAROLINA
1975	W, 40-7	UTAH
1986	W, 33-3	MEMPHIS STATE
1997	W, 44-20	No. 24 SOUTHERN MISSISSIPPI
2003	W, 10-6	No. 6 Miami (Fla.)
2008	L, 7-13	WYOMING

### NOVEMBER 9 (9-6-1)

1901	L, 0-22	Vanderbilt
1907	T, 0-0	KENTUCKY A&M
1912	L, 14-27	Mercer
1929	W, 73-0	CARSON-NEWMAN
1935	W, 14-13	Mississippi (N) @ Memphis, Tenn.
1940	W, 41-0	Southwestern (N) @ Memphis, Tenn.
1946	W, 18-14	Mississippi (N) @ Memphis, Tenn.
1957	W, 21-6	No. 18 GEORGIA TECH
1963	W, 26-0	Tulane
1968	L, 14-28	Auburn (N) @ Birmingham, Ala.
1974	W, 34-6	MEMPHIS STATE
1985	W, 17-7	Memphis State
1991	W, 35-34	No. 5 Notre Dame
1996	L, 17-21	Memphis
2002	L, 3-26	No. 2 MIAMI (Fla.)
2013	L, 23-55	No. 7 AUBURN

### NOVEMBER 10 (10-5)

1900	L, 0-23	Auburn (N) @ Birmingham, Ala.
1906	L, 0-21	Kentucky A&M
1923	L, 7-51	Vanderbilt
1928	W, 37-0	UNIVERSITY OF THE SOUTH
1934	W, 14-0	MISSISSIPPI STATE
1945	W, 34-0	Mississippi (N) @ Memphis, Tenn.
1951	W, 60-14	WASHINGTON & LEE
1956	W, 6-0	No. 2 Georgia Tech
1962	W, 28-16	TULANE
1979	W, 40-18	No. 13 NOTRE DAME
1984	W, 41-9	MEMPHIS STATE

1990	L, 29-34	No. 1 NOTRE DAME
2001	W, 49-28	MEMPHIS
2007	W, 34-13	ARKANSAS
2012	L, 48-51	MISSOURI (4 OT)

### NOVEMBER 11 (10-4)

1899	W, 5-0	GEORGIA
1911	L, 11-36	Virginia Tech
1916	W, 10-6	VANDERBILT
1922	W, 31-3	Mississippi A&M (N) @ Memphis, Tenn.
1933	W, 35-6	MISSISSIPPI
1939	W, 34-0	THE CITADEL
1950	W, 48-14	TENNESSEE TECH
1961	W, 10-6	GEORGIA TECH
1967	W, 35-14	TULANE
1978	L, 14-31	No. 14 Notre Dame
1989	W, 52-9	AKRON
2000	W, 63-20	ARKANSAS
2006	L, 14-31	No. 11 Arkansas
2017	L, 17-50	Missouri

### NOVEMBER 12 (10-6-2)

1892	W, 16-6	Chattanooga Athletic Club
1904	L, 0-6	CLEMSON
1910	W, 13-0	MARYVILLE
1921	W, 21-0	UNIVERSITY OF THE SOUTH
1927	T, 7-7	VANDERBILT
1932	T, 0-0	Vanderbilt
1938	W, 14-0	Vanderbilt
1949	W, 35-7	Mississippi (N) @ Memphis, Tenn.
1955	W, 20-0	Florida
1960	L, 3-24	No. 4 MISSISSIPPI
1966	L, 7-14	MISSISSIPPI
1977	L, 14-43	Mississippi (N) @ Memphis, Tenn.
1983	L, 10-13	MISSISSIPPI
1988	W, 20-12	Mississippi
1994	W, 24-13	MEMPHIS
2005	W, 20-16	MEMPHIS
2011	L, 7-49	No. 8 Arkansas
2016	W, 49-36	KENTUCKY

### NOVEMBER 13 (4-8)

1909	L, 0-10	ALABAMA
1915	L, 0-14	MISSISSIPPI A&M
1920	W, 20-0	University of the South (N) @ Chattanooga, Tenn.
1926	L, 3-20	Vanderbilt
1937	L, 7-13	VANDERBILT
1948	L, 13-16	Mississippi (N) @ Memphis, Tenn.
1954	L, 0-14	FLORIDA
1965	L, 13-14	Mississippi (N) @ Memphis, Tenn.
1976	W, 32-6	MISSISSIPPI
1982	W, 30-17	Mississippi (N) @ Jackson, Miss.
1999	L, 24-28	Arkansas
2010	W, 52-14	MISSISSIPPI

### NOVEMBER 14 (13-5)

1896	W, 6-4	VIRGINIA TECH
1903	L, 0-17	UNIVERSITY OF THE SOUTH
1908	W, 6-5	CLEMSON
1913	L, 0-6	Alabama
1914	W, 14-7	University of the South (N) @ Chattanooga, Tenn.
1925	W, 14-9	MISSISSIPPI A&M
1931	W, 21-7	VANDERBILT
1936	W, 26-13	Vanderbilt
1942	W, 14-0	Mississippi (N) @ Memphis, Tenn.
1953	W, 9-7	Florida
1959	L, 7-37	Mississippi (N) @ Memphis, Tenn.
1964	L, 0-30	MISSISSIPPI
1981	W, 28-20	MISSISSIPPI
1987	W, 55-13	MISSISSIPPI
1992	W, 26-21	Memphis State
1998	W, 28-24	No. 10 ARKANSAS
2009	L, 17-42	Mississippi
2015	W, 24-0	NORTH TEXAS

### NOVEMBER 15 (11-4)

1902	W, 11-10	Mississippi (N) @ Memphis, Tenn.
1919	W, 33-12	CINCINNATI

GENERAL

STAFF

PLAYERS

REVIEW

HISTORY

HONORS

VOLMANAC

RECORDS





1924	L, 7-26	Tulane
1930	W, 13-0	Vanderbilt
1941	W, 14-7	No. 18 Boston College
1947	W, 38-13	BOSTON COLLEGE
1952	W, 26-12	No. 18 FLORIDA
1958	W, 18-16	No. 7 MISSISSIPPI
1969	L, 0-38	No. 18 Mississippi (N) @ Jackson, Miss.
1975	L, 6-23	Mississippi (N) @ Memphis, Tenn.
1980	L, 9-20	Mississippi (N) @ Memphis, Tenn.
1986	W, 22-10	No. 20 Mississippi (N) @ Jackson, Miss.
1997	W, 30-22	Arkansas (N) @ Little Rock, Ark.
2003	W, 59-21	MISSISSIPPI STATE
2014	W, 50-16	KENTUCKY

## NOVEMBER 16 (11-5)

1901	W, 12-0	GEORGETOWN
1904	L, 0-35	CINCINNATI
1907	W, 11-4	Mississippi A&M (N) @ Memphis, Tenn.
1912	L, 6-13	KENTUCKY STATE
1929	W, 13-0	VANDERBILT
1935	L, 7-13	VANDERBILT
1940	W, 41-14	VIRGINIA
1946	W, 33-13	Boston College
1957	L, 7-14	No. 8 Mississippi (N) @ Memphis, Tenn.
1963	L, 0-20	No. 3 Mississippi (N) @ Memphis, Tenn.
1968	W, 31-0	MISSISSIPPI
1974	W, 29-17	Mississippi (N) @ Memphis, Tenn.
1985	W, 34-14	MISSISSIPPI
1991	W, 36-25	MISSISSIPPI
1996	W, 55-14	ARKANSAS
2002	W, 35-17	Mississippi State

## NOVEMBER 17 (8-6)

1892	L, 0-12	VANDERBILT
1923	L, 0-33	VIRGINIA MILITARY INSTITUTE
1928	W, 6-0	Vanderbilt
1934	W, 13-6	Vanderbilt
1951	W, 46-21	Mississippi
1956	W, 27-7	No. 19 MISSISSIPPI
1962	L, 6-19	No. 3 MISSISSIPPI
1973	L, 18-28	Mississippi (N) @ Jackson, Miss.
1979	L, 20-44	Mississippi (N) @ Jackson, Miss.
1984	W, 41-17	Mississippi (N) @ Jackson, Miss.
1990	W, 22-13	No. 15 Mississippi (N) @ Memphis, Tenn.
2001	W, 38-35	Kentucky
2007	W, 25-24	VANDERBILT
2012	L, 18-41	Vanderbilt

## NOVEMBER 18 (17-2)

1893	W, 32-0	MARYVILLE
1905	W, 31-5	CENTRE
1907	W, 14-2	Arkansas (N) @ Little Rock, Ark.
1911	W, 22-0	SOUTHWESTERN
1916	W, 17-0	University of the South (N) @ Chattanooga, Tenn.
1922	W, 18-7	University of the South (N) @ Chattanooga, Tenn.
1933	W, 33-6	VANDERBILT
1939	W, 13-0	VANDERBILT
1944	W, 27-14	TEMPLE
1950	W, 35-0	MISSISSIPPI
1961	L, 10-24	No. 6 Mississippi (N) @ Memphis, Tenn.
1967	W, 20-7	Mississippi (N) @ Memphis, Tenn.
1972	W, 17-0	MISSISSIPPI
1978	W, 41-17	MISSISSIPPI
1989	W, 33-21	MISSISSIPPI
1995	W, 34-31	Kentucky
2000	W, 56-20	KENTUCKY
2006	W, 39-10	Vanderbilt
2017	L, 10-30	No. 20 LSU

## NOVEMBER 19 (8-4-2)

1904	W, 23-0	Grant
1906	L, 0-16	Clemson
1910	T, 6-6	CHATTAHOOGA
1949	W, 6-0	No. 11 Kentucky
1955	L, 0-23	Kentucky

1960	T, 10-10	KENTUCKY
1966	W, 28-19	KENTUCKY
1977	L, 17-21	No. 7 Kentucky
1983	W, 10-0	Kentucky
1988	W, 28-24	KENTUCKY
1994	W, 52-0	KENTUCKY
2005	L, 24-28	VANDERBILT
2011	W, 27-21	VANDERBILT (OT)
2016	W, 63-37	MISSOURI

## NOVEMBER 20 (7-2-2)

1909	T, 0-0	Chattanooga
1948	T, 0-0	KENTUCKY
1954	L, 13-14	KENTUCKY
1965	W, 19-3	Kentucky
1971	W, 21-7	Kentucky
1976	L, 0-7	KENTUCKY
1982	W, 28-7	KENTUCKY
1993	W, 48-0	Kentucky
1999	W, 56-21	Kentucky
2004	W, 38-33	Vanderbilt
2010	W, 24-10	Vanderbilt

## NOVEMBER 21 (9-5-1)

1891	L, 0-24	University of the South (N) @ Chattanooga, Tenn.
1903	W, 11-0	GEORGIA TECH
1906	T, 0-0	Georgia
1908	W, 35-6	CHATTANOOGA
1942	W, 26-0	KENTUCKY
1953	L, 21-27	No. 13 Kentucky
1959	L, 0-20	Kentucky
1964	L, 7-12	KENTUCKY
1970	W, 45-0	KENTUCKY
1981	L, 10-21	Kentucky
1987	W, 24-22	Kentucky
1992	W, 34-13	KENTUCKY
1998	W, 59-21	KENTUCKY
2009	W, 31-16	VANDERBILT
2015	W, 19-8	Missouri

## NOVEMBER 22 (9-2-1)

1902	W, 10-6	Georgia Tech
1941	W, 20-7	Kentucky
1947	W, 13-6	Kentucky
1952	T, 14-14	KENTUCKY
1958	L, 2-6	KENTUCKY
1969	W, 31-26	Kentucky
1975	W, 17-13	Kentucky
1980	W, 45-14	KENTUCKY
1986	W, 28-9	KENTUCKY
1997	W, 59-31	Kentucky
2003	W, 48-0	VANDERBILT
2008	W, 20-10	Vanderbilt
2014	L, 21-29	No. 19 MISSOURI

## NOVEMBER 23 (11-2)

1899	W, 11-0	WASHINGTON & LEE
1901	W, 5-0	KENTUCKY A&M
1940	W, 33-0	KENTUCKY
1946	W, 7-0	KENTUCKY
1957	L, 6-20	Kentucky
1963	W, 19-0	Kentucky
1968	W, 24-7	KENTUCKY
1974	W, 24-7	KENTUCKY
1985	W, 42-0	Kentucky
1991	W, 16-7	Kentucky
1996	W, 56-10	KENTUCKY
2002	W, 24-0	Vanderbilt (N) @ Nashville, Tenn.
2013	L, 10-14	VANDERBILT

## NOVEMBER 24 (14-3-1)

1892	L, 6-10	WAKE FOREST
1904	W, 5-0	Alabama (N) @ Birmingham, Ala.
1921	T, 0-0	Kentucky
1923	W, 10-0	MISSISSIPPI
1927	W, 20-0	Kentucky
1932	W, 26-0	KENTUCKY
1938	W, 46-0	KENTUCKY
1945	W, 14-0	Kentucky
1951	W, 28-0	No. 9 Kentucky
1956	W, 20-7	KENTUCKY



1962	L, 10-12	KENTUCKY
1973	W, 16-14	Kentucky
1979	W, 20-17	Kentucky
1984	L, 12-17	KENTUCKY
1990	W, 42-28	KENTUCKY
2001	W, 38-0	VANDERBILT
2007	W, 52-50	Kentucky (4 OT)
2012	W, 37-17	KENTUCKY

### NOVEMBER 25 (15-2-1)

1897	W, 18-0	Virginia Tech (N) @ Roanoke, Va.
1909	W, 11-0	TRANSYLVANIA
1911	T, 0-0	Tennessee Medical School
1915	L, 0-6	Kentucky State
1920	W, 14-7	KENTUCKY
1926	W, 6-0	KENTUCKY
1937	W, 13-0	Kentucky
1944	W, 21-7	Kentucky
1950	W, 7-0	KENTUCKY
1961	W, 26-16	Kentucky
1967	W, 17-7	Kentucky
1972	W, 17-7	KENTUCKY
1978	W, 29-14	KENTUCKY
1989	W, 31-10	Kentucky
1995	W, 12-7	VANDERBILT
2000	W, 28-26	Vanderbilt (N) @ Nashville, Tenn.
2006	W, 17-12	KENTUCKY
2017	L, 24-42	VANDERBILT

### NOVEMBER 26 (13-5-1)

1896	W, 30-0	CENTRAL UNIVERSITY
1897	W, 12-0	Bristol Athletic Club
1903	L, 0-24	Alabama (N) @ Birmingham, Ala.
1908	L, 0-4	Alabama (N) @ Birmingham, Ala.
1914	W, 23-6	KENTUCKY STATE
1925	L, 20-23	Kentucky
1931	T, 6-6	Kentucky
1936	W, 7-6	KENTUCKY
1949	W, 26-20	VANDERBILT
1955	W, 20-14	VANDERBILT
1960	W, 35-0	Vanderbilt
1966	W, 28-0	Vanderbilt
1977	W, 42-7	VANDERBILT
1983	W, 34-24	VANDERBILT
1988	W, 14-7	Vanderbilt
1994	W, 65-0	Vanderbilt
2005	W, 27-8	Kentucky
2011	L, 7-10	Kentucky
2016	L, 34-45	Vanderbilt

### NOVEMBER 27 (10-6)

1900	W, 28-0	GRANT
1902	L, 0-11	CLEMONSON
1913	W, 13-7	Kentucky State
1919	L, 0-13	Kentucky
1924	L, 6-27	KENTUCKY
1930	W, 8-0	KENTUCKY
1948	L, 6-28	No. 15 Vanderbilt
1954	L, 0-26	Vanderbilt
1965	W, 21-3	VANDERBILT
1971	W, 19-7	VANDERBILT
1976	W, 13-10	Vanderbilt
1982	L, 21-28	Vanderbilt
1993	W, 62-14	VANDERBILT
1999	W, 38-10	VANDERBILT
2004	W, 37-31	KENTUCKY
2010	W, 24-14	KENTUCKY

### NOVEMBER 28 (9-5-2)

1901	T, 6-6	Alabama (N) @ Birmingham, Ala.
1907	L, 0-5	Alabama (N) @ Birmingham, Ala.
1912	L, 0-7	Alabama (N) @ Birmingham, Ala.
1929	T, 6-6	Kentucky
1935	L, 0-27	Kentucky
1942	W, 19-7	Vanderbilt
1953	W, 33-6	VANDERBILT
1959	L, 0-14	VANDERBILT
1964	L, 0-7	Vanderbilt
1970	W, 24-6	Vanderbilt
1981	W, 38-34	VANDERBILT
1987	W, 38-36	VANDERBILT
1992	W, 29-25	Vanderbilt

1998	W, 41-0	Vanderbilt
2009	W, 30-24	Kentucky (OT)
2015	W, 53-28	VANDERBILT

### NOVEMBER 29 (13-2-1)

1906	L, 0-51	Alabama (N) @ Birmingham, Ala.
1923	W, 18-0	Kentucky
1928	T, 0-0	KENTUCKY
1934	W, 19-0	KENTUCKY
1941	W, 26-7	No. 12 VANDERBILT
1947	W, 12-7	VANDERBILT
1952	W, 46-0	Vanderbilt
1958	W, 10-6	No. 15 Vanderbilt
1969	W, 40-27	VANDERBILT
1975	L, 14-17	VANDERBILT
1980	W, 51-13	Vanderbilt
1986	W, 35-20	Vanderbilt
1997	W, 17-10	VANDERBILT
2003	W, 20-7	Kentucky
2008	W, 28-10	KENTUCKY
2014	W, 24-17	Vanderbilt

### NOVEMBER 30 (15-2-2)

1893	W, 12-6	ASHEVILLE ATHLETES
1899	W, 41-0	KENTUCKY UNIVERSITY
1905	L, 0-29	Alabama (N) @ Birmingham, Ala.
1911	L, 0-12	Kentucky State
1916	T, 0-0	KENTUCKY STATE
1922	W, 14-7	KENTUCKY
1933	W, 27-0	Kentucky
1939	W, 19-0	Kentucky
1940	W, 20-0	Vanderbilt
1946	W, 7-6	Vanderbilt
1957	W, 20-6	VANDERBILT
1963	W, 14-0	VANDERBILT
1968	W, 10-7	Vanderbilt
1974	T, 21-21	Vanderbilt
1985	W, 30-0	VANDERBILT
1991	W, 45-0	VANDERBILT
1996	W, 14-7	Vanderbilt
2002	W, 24-0	KENTUCKY
2013	W, 27-14	Kentucky

## DECEMBER (43-14-1, .750)

### DECEMBER 1 (10-1)

1900	W, 12-6	GEORGETOWN
1945	W, 45-0	VANDERBILT
1951	W, 35-27	VANDERBILT
1956	W, 27-7	Vanderbilt
1962	W, 30-0	Vanderbilt
1973	W, 20-17	VANDERBILT
1979	W, 31-10	VANDERBILT
1984	W, 29-13	Vanderbilt
1990	W, 49-20	Vanderbilt
2001	W, 34-32	No. 2 Florida
2007	L, 14-21	No. 5 Louisiana State (N) @ Atlanta, Ga. (SEC Championship)

### DECEMBER 2 (6-0)

1950	W, 43-0	Vanderbilt
1961	W, 41-7	VANDERBILT
1967	W, 41-14	VANDERBILT
1972	W, 30-10	Vanderbilt
1978	W, 41-15	Vanderbilt
1989	W, 17-10	VANDERBILT

### DECEMBER 3 (2-1)

1905	L, 0-5	Grant
1932	W, 32-13	Florida (N) @ Jacksonville, Fla.
1938	W, 47-0	Mississippi (N) @ Memphis, Tenn.

### DECEMBER 4 (3-1)

1937	W, 32-0	Mississippi (N) @ Memphis, Tenn.
1965	W, 37-34	No. 5 UCLA (N) @ Memphis, Tenn.
1971	W, 31-11	No. 5 PENN STATE
2004	L, 28-38	No. 3 Auburn (N) @ Atlanta, Ga. (SEC Championship)

### DECEMBER 5 (3-1-1)

1931	W, 13-0	New York University (N)
------	---------	-------------------------

		@ New York, N.Y. (New York Charity Game)
1936	T, 0-0	Mississippi (N) @ Memphis, Tenn.
1953	L, 19-33	Houston
1970	W, 28-17	UCLA
1998	W, 24-14	No. 23 Mississippi State (N) @ Atlanta, Ga. (SEC Championship)

## DECEMBER 6 (3-0)

1930	W, 13-6	Florida (N) @ Jacksonville, Fla.
1975	W, 28-6	Hawai'i
1997	W, 30-29	No. 11 Auburn (N) @ Atlanta, Ga. (SEC Championship)

## DECEMBER 7 (1-0)

1929	W, 54-0	SOUTH CAROLINA
------	---------	----------------

## DECEMBER 8 (2-1)

1928	W, 13-12	FLORIDA
1934	W, 19-13	LOUISIANA STATE
2001	L, 20-31	No. 21 Louisiana State (N) @ Atlanta, Ga. (SEC Championship)

## DECEMBER 9 (1-1)

1933	L, 0-7	Louisiana State
1939	W, 7-0	AUBURN

## DECEMBER 13 (1-0)

1981	W, 28-21	Wisconsin (N) @ East Rutherford, N. J. (Garden State Bowl).
------	----------	---

## DECEMBER 16 (1-0)

1974	W, 7-3	No. 10 Maryland (N) @ Memphis, Tenn. (Liberty Bowl)
------	--------	--

## DECEMBER 17 (1-0)

1983	W, 30-23	No. 12 Maryland (N) @ Orlando, Fla. (Citrus Bowl)
------	----------	--

## DECEMBER 18 (1-0)

1965	W, 27-6	Tulsa (N) @ Houston, Texas (Bluebonnet Bowl)
------	---------	---

## DECEMBER 20 (1-0)

1971	W, 14-13	No. 18 Arkansas (N) @ Memphis, Tenn. (Liberty Bowl)
------	----------	--

## DECEMBER 22 (0-1)

1984	L, 27-28	No. 12 Maryland (N) @ El Paso, Texas (Sun Bowl)
------	----------	--

## DECEMBER 25 (1-0)

1899	W, 6-0	Grant
------	--------	-------

## DECEMBER 27 (0-1)

1969	L, 13-14	No. 14 Florida (N) @ Jacksonville, Fla. (Gator Bowl)
------	----------	---

## DECEMBER 28 (1-0)

1957	W, 3-0	No. 9 Texas A & M (N) @ Jacksonville, Fla. (Gator Bowl)
------	--------	--

## DECEMBER 29 (1-1)

1973	L, 19-28	No. 11 Texas Tech (N) @ Jacksonville, Fla. (Gator Bowl)
1986	W, 21-14	Minnesota (N) @ Memphis, Tenn. (Liberty Bowl)

## DECEMBER 30 (2-1)

1972	W, 24-17	No. 10 Louisiana State (N) @ Houston, Texas (Bluebonnet Bowl)
1994	W, 45-23	No. 17 Virginia Tech (N) @ Gainesville, Fla. (Gator Bowl)
2010	L, 27-30	North Carolina (N) @ Nashville, Tenn. (Music City Bowl) (2OT)
2016	W, 38-24	Nebraska (N) @ Nashville, Tenn. (Music City Bowl)

## DECEMBER 31 (1-4)

1966	W, 18-12	Syracuse (N) @ Jacksonville, Fla. (Gator Bowl)
------	----------	---

1979	L, 22-27	No. 12 Purdue (N) @ Houston, Texas (Bluebonnet Bowl)
1982	L, 22-28	Iowa (N) @ Atlanta, Ga. (Peach Bowl)
2002	L, 3-30	No. 20 Maryland (N) @ Atlanta, Ga. (Peach Bowl)
2009	L, 14-37	No. 12 Virginia Tech (N) @ Atlanta, Ga. (Peach Bowl)

## JANUARY (17-16, .515)

### JANUARY 1 (13-13)

1940	L, 0-14	No. 3 Southern California (N) @ Pasadena, Calif. (Rose Bowl)
1941	L, 13-19	No. 5 Boston College (N) @ New Orleans, La. (Sugar Bowl)
1943	W, 14-7	No. 4 Tulsa (N) @ New Orleans, La. (Sugar Bowl)
1945	L, 0-25	No. 12 Southern California (N) @ Pasadena, Calif. (Rose Bowl)
1947	L, 0-8	No. 10 Rice (N) @ Miami, Fla. (Orange Bowl)
1951	W, 20-14	No. 3 Texas (N) @ Dallas, Texas (Cotton Bowl)
1952	L, 13-28	No. 3 Maryland (N) @ New Orleans, La. (Sugar Bowl)
1953	L, 0-16	No. 10 Texas (N) @ Dallas, Texas (Cotton Bowl)
1957	L, 7-13	No. 13 Baylor (N) @ New Orleans, La. (Sugar Bowl)
1968	L, 24-26	No. 3 Oklahoma (N) @ Miami, Fla. (Orange Bowl)
1969	L, 13-36	No. 5 Texas (N) @ Dallas, Texas (Cotton Bowl)
1971	W, 34-13	No. 11 Air Force (N) @ New Orleans, La. (Sugar Bowl)
1986	W, 35-7	No. 2 Miami (Fla.) (N) @ New Orleans, La. (Sugar Bowl)
1990	W, 31-27	No. 10 Arkansas (N) @ Dallas, Texas (Cotton Bowl)
1991	W, 23-22	Virginia (N) @ New Orleans, La. (Sugar Bowl)
1992	L, 17-42	No. 6 Penn State (N) @ Tempe, Ariz. (Fiesta Bowl)
1993	W, 38-23	No. 16 Boston College (N) @ Tampa, Fla. (Hall of Fame Bowl)
1994	L, 13-31	No. 13 Penn State (N) @ Orlando, Fla. (Citrus Bowl)
1996	W, 20-14	No. 4 Ohio State (N) @ Orlando, Fla. (Citrus Bowl)
1997	W, 48-28	No. 11 Northwestern (N) @ Orlando, Fla. (Citrus Bowl)
2001	L, 21-35	No. 11 Kansas State (N) @ Dallas, Texas (Cotton Bowl)
2002	W, 45-17	No. 17 Michigan (N) @ Orlando, Fla. (Capital One Bowl)
2005	W, 38-7	No. 22 Texas A&M (N) @ Dallas, Texas (Cotton Bowl)
2007	L, 10-20	Penn State (N) @ Tampa, Fla. (Outback Bowl)
2008	W, 21-17	No. 18 Wisconsin (N) @ Tampa, Fla. (Outback Bowl)
2016	W, 45-6	No. 12 Northwestern (N) @ Tampa, Fla. (Outback Bowl)

### JANUARY 2 (3-3)

1939	W, 17-0	No. 4 Oklahoma (N) @ Miami, Fla. (Orange Bowl)
1988	W, 27-22	Indiana (N) @ Atlanta, Ga. (Peach Bowl)
1998	L, 17-42	No. 2 Nebraska (N) @ Miami, Fla. (Orange Bowl)
2000	L, 21-31	No. 3 Nebraska (N) @ Tempe, Ariz. (Fiesta Bowl)
2004	L, 14-27	Clemson (N) @ Atlanta, Ga. (Peach Bowl)
2015	W, 45-28	Iowa (N) @ Jacksonville, Fla. (TaxSlayer Bowl)

### JANUARY 4 (1-0)

1999	W, 23-16	No. 2 Florida State (N) @ Tempe, Ariz. (Fiesta Bowl)
------	----------	---



# MISCELLANEOUS RECORDS

## TENNESSEE'S OPEN DATE RECORDS

### By Coach Overall (SEC)

J. Pierce	2-2-1
G. Kelley	No open dates
H. Fisher	1-1-0
S. Crawford	0-0-1
J. Dupree	1-1-0
G. Levene	0-1-0
A. Stone	No open dates
Z. Clevenger	2-3-0
J. Bender	1-1-1
M. Banks	1-3-1
R. Neyland	10-0-3 (6-0-0)

### By Coach Overall (SEC)

W. Britton	0-1-0 (0-1-0)
J. Barnhill	2-1-0 (1-0-0)
H. Robinson	No open dates
B. Wyatt	No open dates
J. McDonald	1-0-0 (1-0-0)
D. Dickey	8-0-0 (6-0-0)
W. Battle	7-2-0 (4-2-0)
J. Majors	16-13-2 (3-12-2)
P. Fulmer	25-8-0 (23-8-0)
L. Kiffin	0-1-0 (0-1-0)
D. Dooley	1-2-0 (0-2-0)
B. Jones	2-5-0 (2-4-0)

**All-Time Record: 80-45-9 (46-31-2 in SEC)**

**Tennessee's record against other SEC teams after the Vols have an open date (dating back to 1933)**  
*(Calendar years of losses in parentheses)*

### Eastern Division

University of Florida Gators	4-8-0 (1984, 1991, 1996, 1997, 1999, 2000, 2002, 2005)
University of Georgia Bulldogs	2-1-0 (2014)
University of Kentucky Wildcats	12-1-0 (1935)
University of Missouri Tigers	Never played
University of South Carolina Gamecocks	5-3-0 (1992, 2016, 2017)
Vanderbilt University Commodores	2-1-0 (2013)

### Western Division

University of Alabama Crimson Tide	7-10-0 (1972, 1978, 1987, 1988, 1989, 2002, 2005, 2009, 2010, 2015)
University of Arkansas Razorbacks	Never played
Auburn University Tigers	3-3-2 (1982, 1983, 1986)
Louisiana State University Tigers	2-0-0
University of Mississippi Rebels	3-3-0 (1973, 1980, 1983)
Mississippi State University Bulldogs	0-1-0 (2012)
Texas A&M University Aggies	Never played

## TENNESSEE'S RECORD VS. HEISMAN TROPHY WINNERS

**Post-Season (against the winner's team in a bowl or championship game the year he won the trophy).**

Season	Bowl Game	Game Date	Opponent	Heisman Winner	Result
1995	Citrus Bowl	Jan. 1, 1996	No. 4 Ohio State	Eddie George, TB	UT 20-14
1957	Gator Bowl	Dec. 28, 1957	No. 9 Texas A&M	John David Crow, HB	UT 3-0

**TOTAL: 2-0 – both games took place in massive rainstorms.**

**Regular-Season (against the winner's team during the year he won the trophy).**

Season	Game Date	Game Location	Opponent	Heisman Winner	Result
2015	Oct. 24	Tuscaloosa, Ala.	No. 8 Alabama	Derrick Henry, TB	UA 19-14
2009	Oct. 24	Tuscaloosa, Ala.	No. 1 Alabama	Mark Ingram, TB	UA 12-10
2007	Sept. 15	Gainesville, Fla.	No. 5 Florida	Tim Tebow, QB	UF 59-20
1996	Sept. 21	Knoxville, Tenn.	No. 4 Florida	Danny Wuerffel, QB	UF 35-29
1985	Sept. 28	Knoxville, Tenn.	No. 1 Auburn	Bo Jackson, TB	UT 38-20
1981	Sept. 12	Los Angeles, Calif.	No. 5 So. California	Marcus Allen, TB	USC 43-7
1971	Sept. 25	Knoxville, Tenn.	No. 1 Auburn	Pat Sullivan, QB	AU 10-9
1967	Sept. 16	Los Angeles, Calif.	No. 8 UCLA	Gary Beban, QB	UCLA 20-16
1959	Nov. 7	Knoxville, Tenn.	No. 1 Louisiana State	Billy Cannon, HB	UT 14-13

**TOTAL: 2-7**

**Regular-Season (against the winner's team during the year after he won the trophy [returning winner]).**

Season	Game Date	Game Location	Opponent	Heisman Winner	Result
2010	Oct. 23	Knoxville, Tenn.	No. 7 Alabama	Mark Ingram, TB	UA 41-10
2008	Sept. 20	Knoxville, Tenn.	No. 4 Florida	Tim Tebow, QB	UF 30-6

**TOTAL: 0-2**

## OVERTIME RECORDS

## ALL-TIME OVERTIME GAMES (13-7)

Date	Opponent	OTs	1st Poss.	Game-Winning Score	Final Score
Sept. 19, 1998	Florida	1	Offense	Jeff Hall 41 field goal	W, 20-17
Sept. 30, 2000	at LSU	1	Defense*	Robert Royal 25 pass from Rohan Davey (John Corbello kick)	L, 31-38
Oct. 5, 2002	Arkansas	6	Offense	Jason Witten 25 pass from Casey Clausen+	W, 41-38
Sept. 27, 2003	South Carolina	1	Defense*	James Banks 4 pass from Casey Clausen+	W, 23-20
Oct. 25, 2003	at Alabama	5	Offense	Casey Clausen 1 run (James Banks pass from Casey Clausen)	W, 51-43
Sept. 26, 2005	at LSU	1	Defense*	Gerald Riggs, Jr. 1 run+	W, 30-27
Oct. 27, 2007	South Carolina	1	Offense	Daniel Lincoln 27 field goal	W, 27-24
Nov. 24, 2007	at Kentucky	4	Defense*	Quintin Hancock 40 pass from Erik Ainge (A. Rogers pass from Ainge)	W, 52-50
Sept. 1, 2008	at UCLA	1	Defense*	Kai Forbath 42 field goal	L, 24-27
Nov. 28, 2009	at Kentucky	1	Defense*	Montario Hardesty 20 run+	W, 30-24
Sept. 25, 2010	UAB	2	Offense	Denarius Moore 25 pass from Matt Simms+	W, 32-29
Dec. 30, 2010	vs. North Carolina#	2	Defense*	Casey Barth 23 field goal+	L, 27-30
Nov. 19, 2011	Vanderbilt	1	Defense*	Eric Gordon 90 INT return+	W, 27-21
Nov. 10, 2012	Missouri	4	Defense*	Andrew Baggett 35 field goal+	L, 48-51
Oct. 5, 2013	Georgia	1	Offense	Marshall Morgan 42 field goal+	L, 31-34
Nov. 1, 2014	at South Carolina	1	Offense	Aaron Medley 32 field goal	W, 45-42
Sept. 12, 2015	Oklahoma	2	Offense	Sterling Shepard 18 pass from Baker Mayfield (Austin Seibert kick)	L, 24-31
Sept. 1, 2016	App. State	1	Offense	Jalen Hurd 0 yd fumble recovery (Aaron Medley kick)	W, 20-13
Oct. 8, 2016	Texas A&M	2	Offense	Trevor Knight 1 yd run (Daniel LaCamera kick)	L, 38-45
Sept. 4, 2017	Georgia Tech^	2	Defense*	John Kelly 2 run (Aaron Medley kick)	W, 42-41

\*Won coin toss +Game-ending play #Bowl game ^ Neutral site regular season game

## OVERTIME TEAM RECORDS

**Record in OT:** 13-7 (Most OT team wins all-time in NCAA history)

**Most OT Periods:** 6 vs. Arkansas, Oct. 5, 2002

**Longest Game (Elapsed Time):** 4:43 at Kentucky, Nov. 24, 2007; at Texas A&M, Oct. 8, 2016

**Points:** 31 at Alabama, Oct. 25, 2003

**Opponent Points:** 23 at Alabama, Oct. 25, 2003; Missouri, Nov. 10, 2012

**Points, Both Teams:** 54 (UT 31, Alabama 23), Oct. 25, 2003

**Fewest Points:** 0 at LSU, Sept. 30, 2000; at UCLA, Sept. 1, 2008

**Fewest Points, Both Teams:** 3 (UT 3, Florida 0), Sept. 19, 1998; (UT 3, South Carolina 0), Oct. 27, 2007; (UCLA 3, UT 0), Sept. 1, 2008; (UT 3, South Carolina 0), Nov. 1, 2014

**Touchdowns:** 4 at Alabama, Oct. 25, 2003

**Total Offense Plays:** 21 at Alabama, Oct. 25, 2003 (105 yards)

**Total Offense Yards:** 105 at Alabama, Oct. 25, 2003 (21 plays)

**Rushing Attempts:** 13 at Alabama, Oct. 25, 2003 (40 yards)

**Rushing Yards:** 40 at Alabama, Oct. 25, 2003 (13 attempts)

**Pass Attempts:** 16 vs. Missouri, Nov. 10, 2012 (9 completions, 72 yards, 2 touchdowns)

**Pass Completions:** 9 vs. Missouri, Nov. 10, 2012 (for 72 yards)

**Passing Yards:** 77 at Kentucky, Nov. 24, 2007 (6-of-9)

**Field Goals Attempted:** 2 vs. Arkansas, Oct. 5, 2002 (2 made)

**Field Goals Made:** 2 vs. Arkansas, Oct. 5, 2002 (2 attempts)

**Longest Drive, Plays:** 7 vs. Arkansas, Oct. 5, 2002 (11 yards, Philip Newman 31 field goal made)

**Shortest Drive, Plays:** 1 vs. Arkansas, Oct. 5, 2002 (25 yards, Jason Witten 25 pass from Casey Clausen); vs. Arkansas, Oct. 5, 2002 (25 yards, Tony Brown 25 pass from Casey Clausen); at Alabama, Oct. 25, 2003 (25 yards, James Banks 25 pass from Casey Clausen); vs. UAB, Sept. 25, 2010 (25 yards, Denarius Moore 25 pass from Matt Simms)

**Shortest Drive, Yards:** minus-7 vs. Arkansas, Oct. 5, 2002 (1 play, Derrick Tinsley rush and fumble lost)

**Opponent Longest Drive, Plays:** 6, Arkansas, Oct. 5, 2002 (12 yards, O'Donohoe 29 field goal made); at Alabama, Oct. 25, 2003 (25 yards, Dre Fulgham 6 TD pass from Brodie Croyle)

**Opponent Shortest Drive, Plays:** 1, LSU, Sept. 30, 2000 (25 yards, Robert Royal 25 pass from Rohan Davey)

**Opponent Shortest Drive, Yards:** minus-15, at South Carolina, Nov. 1, 2014 (4 plays, Elliott Fry missed 58-yard field goal attempt)

## OVERTIME INDIVIDUAL RECORDS

**Points:** 14, James Banks at Alabama, Oct. 25, 2003 (2 TDs, 1 PAT)

**Touchdowns:** 2, James Banks at Alabama, Oct. 25, 2003; John Kelly vs. Georgia Tech, Sept. 4, 2017

**Rushing Attempts:** 5, Jabari Davis vs. Arkansas, Oct. 5, 2002 (23 yards); Jabari Davis at Alabama, Oct. 25, 2003 (11 yards)

**Rushing Yards:** 23, Jabari Davis vs. Arkansas, Oct. 5, 2002 (5 attempts)

**Longest Rushing Play:** 20, Montario Hardesty at Kentucky, Nov. 28, 2009

**Longest Rushing Touchdown:** 20 yards, Montario Hardesty at Kentucky, Nov. 28, 2009

**Passing Attempts:** 15, Tyler Bray vs. Missouri, Nov. 10, 2012 (8 completions)

**Passing Completions:** 8, Tyler Bray vs. Missouri, Nov. 10, 2012 (15 attempts)

**Passing Yards:** 77, Erik Ainge at Kentucky, Nov. 24, 2007 (6-of-9); Tyler Bray vs. Missouri, Nov. 10, 2012 (8-of-15)

**Longest Pass Completion:** 40, Erik Ainge to Quintin Hancock (TD) at Kentucky, Nov. 24, 2007 (1st-and-10 from the 40-yard line)

**Longest Passing Touchdown:** 40, Erik Ainge to Quintin Hancock at Kentucky, Nov. 24, 2007 (1st-and-10 from the 40-yard line)

**Receptions:** 2, Cedrick Wilson at LSU, Sept. 30, 2000 (16 yards); James Banks at Alabama, Oct. 25, 2003 (30 yards); Gerald Jones at Kentucky, Nov. 24, 2007 (20 yards); Denarius Moore vs. UAB, Sept. 25, 2010 (31 yards); Cordarrelle Patterson vs. Missouri, Nov. 10, 2012 (31 yards); Rajion Neal vs. Missouri, Nov. 10, 2012 (12 yards); Zach Rogers vs. Missouri, Nov. 10, 2012 (10 yards); Marlin Lane vs. Missouri, Nov. 10, 2012 (6 yards)


**Receiving Yards:** 40, Quintin Hancock at Kentucky, Nov. 24, 2007 (1 reception)

**Field Goals Attempted:** 2, Philip Newman vs. Arkansas, Oct. 5, 2002 (2 made)

**Field Goals Made:** 2, Philip Newman vs. Arkansas, Oct. 5, 2002 (2 attempts)

**Longest Field Goal Made:** 41, Jeff Hall vs. Florida, Sept. 19, 1998





# RECORDS

# UT IN NCAA/SEC RECORD BOOKS

## NCAA RECORD HOLDERS

### ■ INDIVIDUAL

Most Consecutive Rushes by Same Player—(Game) 16, William Howard, Tennessee vs. Mississippi, Nov. 15, 1986 (during two possessions)



Fewest Times Sacked Attempting to Pass—(Season, Min. 300 attempts) 3, Erik Ainge, 2007 (519 attempts)

Most Touchdowns Scored on Interception Returns—(Career) 5, Jackie Walker, 1969-71 (11 interceptions) (tied with three others)

Most Consecutive Interceptions Returns For Touchdowns — (Career) 3, Prentiss Waggoner, 2010 (54 yards vs. UT Martin, Sept. 4; 9 yards vs. UAB, Sept. 25; 10 yards vs. Ole Miss, Nov. 13)

Most Field Goals made 50 yards or more—(Season) 8, Fuad Reveiz, 1982

Highest Percentage of field goals made 50 yards or more—(Season) 80.0, Fuad Reveiz, 1982 (8 of 10)

Highest Percentage of Extra Points Made—(Career) 100.0 John Becksvoort, 1991-94 (161 of 161) (tied with many others)

Longest Rushing Play—99, Kelsey Finch, Tennessee vs. Florida, Oct. 22, 1977 (tied with eight others)

Longest Punt Return—100, Bert Rechichar, Tennessee vs. Washington & Lee, Oct. 28, 1950 (tied with 11 others)

Longest Kickoff Return—100, Leonard Scott, Tennessee vs. Georgia, Oct. 9, 1999; Evan Berry, twice, Tennessee at South Carolina, Oct. 29, 2016, Tennessee at Kentucky, Oct. 31, 2015, (tied with numerous others)

### ■ TEAM

Highest Completion Percentage—(min 20 atts.) 96.0, Tennessee at South Carolina, Oct. 31, 1998 (24-of-25)

Fewest Passing Attempts Allowed—(Game) 0, by many, including Tennessee vs. Georgia Tech, 1977

Consecutive Plays From Scrimmage By One Team Resulting In Turnovers — 4, Tennessee gained from Western Kentucky, 2013 (two interceptions followed by two fumble recoveries)

Most Punts Per Game—(Season) 13.9, Tennessee, 1937 (139 in 10 games)

Fewest Rushing and Passing Touchdowns Allowed Per Game—(Season) 0.0, Tennessee, 1939, tied with Duke 1938.

Highest Average Per Kickoff Return—(Season) (min. 25 returns.) 33.41, Tennessee, 2015 (27 for 902)

Most Yards Gained Interception Returns—(Season) 782, Tennessee, 1971. (25 ints.)

Highest Average Per Interception Return—(Season) (min. 15 ints.) 31.3, Tennessee, 1971 (25 for 782)

Most Touchdowns off Interception Return—(Season) 7, Tennessee 1971

Fewest Points Allowed Per Game—(Season) 0.0, Tennessee, 1939 (10 games), Duke 1938 (9 games)

Most Opponents Turnovers—(Season) 57, Tennessee, 1970 (36 int., 21 fumbles)

Most Consecutive Shutouts— (Regular Season) 17, Tennessee (from Nov. 5, 1938 through Oct. 12, 1940)

Most Consecutive Quarters Opponents Held Scoreless—(Regular Season) 71, Tennessee (from second quarter vs. LSU, Oct. 29, 1938, through second quarter vs. Alabama, Oct. 19, 1940)

## SEC RECORD HOLDERS

### ■ INDIVIDUAL

Most Touchdown Passes—(Game) 7 (tied with five), Erik Ainge, 2007 Tennessee vs. Kentucky



Most Consecutive Completions—(Game) 23,

Tee Martin, 1998 Tennessee at South Carolina; (Season) 24, Tee Martin, 1998 (1 vs. Alabama, 23 at South Carolina)

Lowest Percentage of Interceptions—(Season, min. 300 atts) 1.05, Peyton Manning (4 of 380) 1995

Yards Per Catch—(Game, min. 10 catches) 23.3, Kelley Washington, 2001 Tennessee vs. LSU (11 for 256)

Most Consecutive Field Goals—(Season) 18, Fuad Reveiz, 1984

Most Consecutive PAT Made—(Career) 161, John Becksvoort, 1991-94

Most Tackles—(Career) 547, Andy Spiva, 1973-76

Most Yards Per Interception—(Season, min. 10) 17.7, Bobby Majors (10 for 177) 1970, (Career) 35.3, Eric Berry (14 for 494), 2007-09

Most Touchdowns by Interception—(Career) 5, Jackie Walker 1969-71

Most Interception Return Yards—(Season) 265, Eric Berry 2008; (Career) 494, Eric Berry 2007-09

Longest Rushing Touchdown Play—99, Kelsey Finch, 1977 Tennessee at Florida

Highest Combined Kick & Punt Return Average Per Return (Season) —27.6, Cordarrelle Patterson, 2012

Longest Kickoff Return—100 (tied with 36), Evan Berry, 2016 Tennessee at South Carolina and 2015 Tennessee at Kentucky, Leonard Scott, 1999 Tennessee vs. Georgia; Peerless Price, 1998 Tennessee vs. Alabama; Willie Gault, 1980 Tennessee vs. Pittsburgh

Longest Punt Return—100 (tied with three), Bert Rechichar, 1950 Tennessee vs. Washington & Lee

Longest Interception Return—100 (tied with 16 others), Evan Berry, 2015 Tennessee vs. Northwestern; Ray Martin, 1953 Tennessee vs. Louisville

Longest Field Goal—60 (tied with two), Fuad Reveiz, 1982 Tennessee at Georgia Tech

### ■ TEAM

Most Consecutive Completions—(Game) 23, at South Carolina 1998; (Season) 24 in 1998 (1 vs. Alabama, 23 at South Carolina)

Completion Percentage—(Game, min 20 atts.) 96.0 (24 of 25) at South Carolina 1998

Fewest Interceptions—(Game, min. 45 attempts) 0 (tied with 28) vs. Clemson 2004 (56 att.); vs. Southern Mississippi 1997 (54 att.); at California 2007 (47 att.)

Yards Gained-Two Teams— 1,349 - Tennessee (609) vs. Missouri (740) in 2016

Lowest Percentage of Interceptions—(Season, Min. 300 atts.) 1.02 in 1995 (4 of 391)

Most Punts—(Season) 139 in 1937

Most Yards Punting—(Season) 5,620 in 1937

Most Punt Return Yards—(Season) 974 in 1940 (68 returns)

Most Kickoff Return Yards—(Season) 1,462 in 2007 (60 returns)

Fewest Rushes Allowed—(Season) 231 in 1945 (9 games)

Fewest Passes Allowed—(Game) 0 (tied with one), vs. Georgia Tech 1977

Fewest Touchdowns Allowed—(Season) 0 in 1939 (10 games)

Fewest Points Allowed—(Season) 0 in 1939 (10 games)

Most Interceptions—(Season) 36 in 1970

Interception Return Yards—(Season) 782 in 1971 (25 INTs)

Interception Touchdowns—(Season) 7 in 1971

Fewest Plays Allowed—(Season) 368 in 1945



# SEC/NCAA STATISTICAL CHAMPIONS

## SEC INDIVIDUAL

### ■ RUSHING

1951	Hank Lauricella, 881 yards
1968	Richard Pickens, 736 yards
1983	Johnnie Jones, 1116 yards (111.6/gm)
1984	Johnnie Jones, 1290 yards (117.3/gm)
1990	Tony Thompson, 1261 yards (105.1/gm)
2001	Travis Stephens, 1464 yards (122.0/gm)

### ■ PASSING EFFICIENCY

1968	Bubba Wyche, 124.63
1975	Randy Wallace, 133.21
1985	Darryl Dickey, 163.10
1993	Heath Shuler, 157.3
2016	Joshua Dobbs, 150.6

### ■ RECEIVING

1975	Larry Seivers, 41 receptions (3.7 avg.)
1976	Larry Seivers, 51 receptions (4.6 avg.)
1990	Carl Pickens, 53 receptions (4.8 avg.)
1991	Carl Pickens, 49 receptions (4.5 avg.)
1995	Joey Kent, 95.9 yards/game (69 for 1055 yds)
1997	Marcus Nash, 97.5 yards/game (76 for 1170 yds)
2006	Robert Meachem, 99.8 yards/game (71 for 1298 yds)
2011	Da'Rick Rogers, 67 receptions (5.58 avg.)

\* SEC recognizes a rec. leader and yardage leader

### ■ TOTAL OFFENSE

1955	Johnny Majors, 1133 yards
1956	Johnny Majors, 1101 yards
1975	Randy Wallace, 1529 yards

### ■ ALL-PURPOSE

2012	Cordarrelle Patterson, 1858 yards (154.8 per game)
------	--

### ■ SCORING

1933	Beattie Feathers, 78 points
1951	Harold Payne, 84 points
1953	Jimmy Wade, 72 points
1972	Haskel Stanback, 78 points
1974	Stanley Morgan, 84 points
1975	Stanley Morgan (tied), 60 points
1985	Carlos Reveiz, 102 points (9.3 ppg)
1986	William Howard, 86 points (10.8 ppg)
1987	Reggie Cobb, 120 points (10.0 ppg)
1990	Greg Burke, 107 points (8.9 ppg)
1993	John Becksvoort, 95 points (8.6 ppg)
2006	James Wilhoit, 96 points (7.4 ppg)

### ■ FIELD GOALS

1985	Carlos Reveiz, 2.18/g (24 in 11 games)
1987	Phil Reich, 1.33/g (16 in 12 games)
1995	Jeff Hall, 1.50/g (16 in 11 games)
2000	Alex Walsh, 1.64/g (18 in 11 games)

### ■ PUNTING

1956	Bobby Gordon, 47.1 avg.
1957	Bobby Gordon, 42.7 avg.
1962	George Canale, 41.8 avg.
1966	Ron Widby, 43.8 avg.
1974	Neil Clabo, 43.1 avg.
1976	Craig Colquitt, 42.5 avg.
1982	Jimmy Colquitt, 46.9 avg.
1988	Kent Elmore, 44.3 avg.
1990	Joey Chapman, 41.9 avg.
2003	Dustin Colquitt, 45.31 avg.

### ■ TACKLES PER GAME

2004	Jason Allen, 9.5/g (123 in 13 games)
2012	A.J. Johnson, 11.5/g (138 in 12 games)

### ■ TACKLES FOR LOSS (TFL)

2004	Jesse Mahelona, 18.5 (18 solo, one assist in 13 games)
------	--

### ■ SACKS

2016	Derek Barnett, 13.0 sacks
------	---------------------------

### ■ INTERCEPTIONS

1970	Bobby Majors, 10 interceptions
1985	Chris White, 9 interceptions
1999	Deon Grant, 9 interceptions
2008	Eric Berry, 7 interceptions

### ■ PUNT RETURNS

1986	Thomas Woods, 11.3 avg. per return
1993	Shawn Summers, 14.2 avg. per return
1994	Nilo Silvan, 18.1 avg. per return
2015	Cameron Sutton, 18.7 per return

### ■ KICKOFF RETURNS

1988	Anthony Morgan, 24.2 avg.
1990	Dale Carter, 29.8 avg.
1993	Billy Williams, 28.4 avg.
1999	Leonard Scott, 27.0 avg.
2015	Evan Berry, 38.3 avg.
2016	Evan Berry, 32.9 avg.

## SEC TEAM

### ■ SCORING OFFENSE

1933	17.6 ppg.(t)	1967	25.9 ppg.
1938	27.6 ppg.	1987	32.9 ppg.
1940	31.9 ppg.	1990	36.8 ppg.
1951	37.3 ppg.	1993	42.8 ppg.
1956	28.6 ppg.	1999	31.6 ppg.

### ■ SCORING DEFENSE

1938	1.6 ppg.	1950	5.2 ppg.
1939	0.0 ppg.	1972	7.5 ppg.
1940	2.6 ppg.	1983	12.9 ppg.
1942	5.4 ppg.	1996	14.3 ppg.
1944	5.3 ppg.		

### ■ RUSHING OFFENSE

1951	306.8 avg.	1994	231.2 avg.
1970	215.0 avg.	1998	211.3 avg.
1989	245.6 avg.	1999	191.3 avg.
1993	238.3 avg.		

### ■ PASSING OFFENSE

1975	140.5 avg.
------	------------

### ■ TOTAL OFFENSE

1991	467.7 avg.
1997	482.8 avg.
1993	480.6 avg.

### ■ RED ZONE OFFENSE

2006	88.6 scoring pct. (39-of-44; 27 TDs, 12 FGs)
------	--

\* The SEC did not track red zone statistics until 2001

### ■ THIRD DOWN CONVERSIONS

1992	42% (69 of 164)
1993	47% (60 of 129)
1996	44% (68 of 156)

### ■ FOURTH-DOWN CONV. DEF.

2015	76.5% (13 of 17)
------	------------------

### ■ FIRST DOWNS

2004	276
------	-----

### ■ NET PUNTING

2004	39.0 yds./punt
------	----------------

### ■ RUSHING DEFENSE

1983	111.9 avg.
2000	74.3 avg.
2001	85.3 avg.

### ■ PASSING DEFENSE

1948	74.8 avg.	1977	97.0 avg.
1949	75.2 avg.	1985	150.0 avg.
1950	59.2 avg.	1986	113.5 avg.
1952	53.1 avg.	1991	147.9 avg.
1953	54.0 avg.	1996	130.4 avg.
1960	53.8 avg.		

### ■ QUARTERBACK SACKS

1991–39 sacks	2000–50 sacks
1993–38 sacks	2001–34 sacks
1995–42 sacks	

### ■ SACKS ALLOWED

2007	4 sacks
2012	8 sacks (0.67 per game)

### ■ THIRD-DOWN CONV. DEF.

1997	28% (48 of 173)
2002	29.1% (53 of 182)
2015	27.6% (53 of 192)

### ■ TOTAL DEFENSE

1952	167.7 avg.	1996	236.6 avg.
1983	279.0 avg.	2008	263.5 avg.
1991	286.7 avg.		

### ■ PUNT RETURNS

1986	11.3 avg.	1997	13.4 avg.
------	-----------	------	-----------

### ■ KICKOFF RETURNS

1990	24.36 avg.	1999	23.60 avg.
1993	23.61 avg.	2000	23.50 avg.
1995	25.07 avg.	2015	33.41 avg.

### ■ TURNOVER RATIO

1990	1.92 per gm.	1995	1.00 per gm.
1993	1.18 per gm.	1998	1.33 per gm.

## NCAA CHAMPIONS

### INDIVIDUAL

Punting—1942 Bobby Cifers, 42.9 avg. (37 punts for 1586 yds.); 1966 Ron Widby, 43.8 avg. (48 punts for 2104 yds.)  
 Passing Efficiency—1966 Dewey Warren, 142.2 (min. 15 passes per game)  
 Interceptions—1985 Chris White, 0.82 per game (9 int. in 11 games); 1999 Deon Grant, 0.82 per game (9 int. in 11 games)  
 Kickoff Returns—1990 Dale Carter, 29.8 avg. (17 returns for 507 yards); 2015 Evan Berry, 38.3 avg. (21 returns for 804 yards)  
 Punt Returns—1951 Bill Blackstock, 25.9 avg. (12 returns for 311 yards); 1941 Walter Slater, 20.4 avg.; 2015 Cameron Sutton, 18.7 avg. (25 returns for 467 yards).

### TEAM

Scoring Defense—1939, 0.0 points per game; 1940, 2.6 points per game  
 Total Defense—1952, 166.7 yards per game  
 Passing Defense—1950, 67.5 yards per game  
 Punting—1966, 43.4 yards per punt  
 Kickoff Returns—1983, 28.8 yards per return; 2015, 33.41 yards per return  
 Sacks Allowed—2007, 4 sacks allowed  
 Turnover Margin—1985, 1.909 per game  
 Most Improved—1989, (5.5 games over 1988)

GENERAL

STAFF

PLAYERS

REVIEW

HISTORY

HONORS

VOLMANAC

RECORDS



# INDIVIDUAL FOOTBALL RECORDS

## INDIVIDUAL GAME (FROM 1944)

### ■ RUSHING

Attempts—41, Johnnie Jones (Rutgers 1983); Travis Stephens (Arkansas 2001)

Attempts by QB—24, Joshua Dobbs (South Carolina 2014)

Yards—294, Chuck Webb (Mississippi 1989)

Yards by QB—190, Joshua Dobbs (Missouri, 2016)

Yards, half—200, Tony Thompson (Mississippi State 1990)

Average per rush—

Min. 8 rushes—19.0, Joshua Dobbs (Missouri 2016; 10 for 190 yards)

Min. 10 rushes—19.0, Joshua Dobbs (Missouri 2016; 10 for 190 yards)

Min. 20 rushes—11.3, Tony Thompson (Mississippi State 1990; 22 for 248 yards)

Min. 30 rushes—8.4, Chuck Webb (Mississippi 1989; 35 for 294)

Min. 40 rushes—5.7, Johnnie Jones (Rutgers 1983; 41 for 234)

Touchdowns rushing—5, Gene McEver (South Carolina 1929);

Modern Record—4, Bob Lund (Vanderbilt 1945); Harold Payne (Washington & Lee 1951); Hubert Simpson (Notre Dame 1979); Tony Thompson (Vanderbilt 1990); James Stewart (Georgia 1994)

Consecutive attempts—\*16, William Howard (Mississippi 1986)

Longest rush—\*99, Kelsey Finch (Florida 1977)

### ■ PASSING

Attempts—65, Peyton Manning (Florida 1996)

Completions—37, Peyton Manning (Florida 1996); A.J. Suggs (LSU 2000); Tyler Bray (Missouri 2012)

Completion percentage—

Min. 10 atts.—92.3, Joshua Dobbs (Tennessee Tech 2016; 12 of 13)

Min. 20 atts.—95.8, Tee Martin (South Carolina 1998; 23 of 24)

Min. 30 atts.—91.2, Joshua Dobbs (Vanderbilt 2016; 31 of 34)

Min. 40 atts.—82.9, Tyler Bray (Cincinnati 2011; 34 of 41)

Consecutive completions—\*23, Tee Martin (South Carolina 1998)

Yards—530, Tyler Bray (Troy 2012)

Yards, half—313, Tyler Bray (Troy 2012)

Touchdown passes—7, Erik Ainge (Kentucky 2007)

Passes had intercepted—4, Bobby Scott (Auburn 1970); Jeff Francis (Alabama 1987); Peyton Manning (Florida 1996)

Longest pass play—90, Casey Clausen to Mark Jones (Georgia 2003)

### ■ TOTAL OFFENSE

Rushing & passing plays—70, Peyton Manning (Florida 1996)

Rushing & passing yards—530, Tyler Bray (Troy 2012)

Average per play (min. 10 plays)—17.5, George Canale (Chattanooga 1962; 10 rushes, 175 yards)

Touchdowns responsible for—7, Erik Ainge (Kentucky 2007; 7 passing)

### ■ RECEIVING

Receptions—13, Carl Pickens (Notre Dame 1990); Joey Kent (Arkansas 1995)

Yards—256, Kelley Washington (LSU 2001)

Average per reception—

Min. 5 rec.—38.0, Denarius Moore (South Carolina 2010; 6 for 228)

Min. 10 rec.—23.3, Kelley Washington (LSU 2001; 11 for 256)

Touchdown receptions—3, Jim Powell (Mississippi 1946); Carl Pickens (Kentucky 1990); Billy Williams (Florida 1993); Marcus Nash (Kentucky 1997); Cedrick Wilson (Arkansas 2000); Donté Stallworth (Memphis 2001 and Kentucky 2001); Chris Hannon (Mississippi State 2003); Justin Hunter (Akron 2012 and Troy 2012); Zach Rogers (South Carolina 2012)

### ■ PUNTING

Punts—14, Craig Colquitt (Kentucky 1976)

Average—

Min. 5 punts—53.0, Jimmy Colquitt (LSU 1982 & Kentucky 1983; both 5 for 265 yards)

Min. 7 punts—51.7, Dustin Colquitt (South Carolina 2003; 7 for 362 yards)

Longest punt—100, A. H. Douglas (Clemson 1902); Modern—81, Kent Elmore (Vanderbilt 1988)

### ■ INTERCEPTIONS

Passes intercepted—3, Bob Lund (North Carolina 1948); J.W. Sherrill (Kentucky 1949); Albert Dorsey (Alabama 1967); Bill Young (Rice 1968); Tim Priest (Alabama 1970); Chris White (UCLA 1985); Preston Warren (Boston College 1988); Deon Grant (Auburn 1999)

Yards returned—100, Ray Martin (Louisville 1953); Evan Berry (Northwestern 2016; Outback Bowl)

Longest pass interception return—100, Ray Martin (Louisville 1953); Evan Berry (Northwestern 2016; Outback Bowl)

Longest fumble-in-air return—107, J. A. Caldwell (Sewanee 1905)

Touchdowns by interception—1, set by many, last Nigel Warrior (Missouri 2017); 70-yard return

### ■ PUNT RETURNS

Punts returned—7, Jerry Smith (Auburn 1964); Bobby Majors (Georgia 1969 and South Carolina 1970); Eddie Brown (Wake Forest 1972); Terry Fair (Vanderbilt 1996 and Auburn 1997); Eric Parker (Vanderbilt 1999 and Syracuse 2001) and Dennis Rogan (South Carolina 2008)

Yards returned—157, Terry Fair (Auburn 1997; 7 returns)

Average per return (min. 3 ret.)—45.0, Bert Rechichar (Washington & Lee 1950; 3 for 135)

Longest punt return—100, Bert Rechichar (Washington & Lee 1950)

Touchdowns by punt return—1, set by many, last Marquez Callaway (Tennessee Tech 2016); 62-yard return

### ■ KICKOFF RETURN

Kickoffs returned—7, Willie Gault (Southern California 1981)

Yards returned—207, LaMarus Coker (Florida 2007)

Longest kickoff return—100, Willie Gault (Pittsburgh 1980); Pete Panuska (Maryland 1984); Peerless Price (Alabama 1988);

Leonard Scott (Georgia 1999); Evan Berry (at Kentucky 2015)

Most TDs by kickoff return—1, set by many, last Evan Berry (at Kentucky, 2015)

### ■ MISCELLANEOUS RETURN RECORDS

Touchdown By Receiving/Rushing and Return In A Game —

Carl Pickens (Louisville 1991) 75-yd rec./67-yd punt return

Willie Gault (Kentucky 1980) 48-yd rec./92-yd kickoff return

Gary Moore (Auburn 1979) 10-yd rush/98-yd kickoff return

Stanley Morgan (Maryland 1975) 50-yd rush/70-yd punt return

Cordarrelle Patterson (at Miss State 2012) 11-yd rec./98-yd kickoff return

Alvin Kamara (vs. Western Carolina 2015) 2-yd rush./50-yd punt return

Touchdown By Interception/Kickoff/Punt Returns In A Game

— vs. Washington & Lee, 1950: Burt Rechichar 100-yd punt return, Jimmy Hahn 83-yd kickoff return, Burt Rechichar

50-yd interception return

Touchdown By Kickoff/Punt Returns In A Game — three times:

vs. Washington & Lee, 1950: Burt Rechichar 100-yd punt return, Jimmy Hahn 83-yd kickoff return; vs. Western Carolina

2015: Evan Berry 88-yd kickoff return, Alvin Kamara 50-yd punt return; at Kentucky 2015: Evan Berry 100-yd kickoff return, Cameron Sutton 84-yd punt return

Touchdown By Kickoff/Punt Returns In A Game — three times:

vs. Washington & Lee, 1950: Burt Rechichar 100-yd punt return, Jimmy Hahn 83-yd kickoff return; vs. Western Carolina

2015: Evan Berry 88-yd kickoff return, Alvin Kamara 50-yd punt return; at Kentucky 2015: Evan Berry 100-yd kickoff return, Cameron Sutton 84-yd punt return

### ■ TOTAL KICK/PUNT RETURNS

Total kicks/punts returned—10, Willie Gault (Memphis State 1981)

Yards on punt & kickoff returns—210, Dale Carter (Kentucky 1990)

Average per return (min. 4 ret.)—48.8, Bobby Majors (Penn State 1971; 4 for 195)

Touchdowns by kick returns—1, set by many, last Ty Chandler (Indiana State 2017); 91 yards

Touchdowns by punt returns—1, set by many, last Marquez Callaway (Tennessee Tech 2016); 62 yards

### ■ TOTAL ALL-PURPOSE YARDS

Plays—44, Arian Foster (Vanderbilt 2005)

Yards—312, Alvin Kamara (Texas A&M 2016)



## ■ SCORING

Points—30, Gene McEver (South Carolina 1929)
Modern record—24, Bob Lund (Vanderbilt 1945); Harold Payne (Washington & Lee 1951); Hubert Simpson (Notre Dame 1979); Tony Thompson (Vanderbilt 1990); James Stewart (Georgia 1994); Jamal Lewis (Kentucky 1997)
Points by Kicking—17, Alan Duncan (Kentucky 1978; 5-6 FG, 2-2 PAT); Fuad Reveziz (Memphis State 1982; 5-5 FG, 2-2 PAT); Alex Walls (Wyoming 2002; 4-4 FG, 5-5 PAT); Derrick Brodus (Akron, 2012 4-4 FG, 5-5 PAT)
Touchdowns—5, Gene McEver (South Carolina 1929) Modern record—4, Bob Lund (Vanderbilt 1945); Herky Payne (Washington & Lee 1951); Hubert Simpson (Notre Dame 1979); Tony Thompson (Vanderbilt 1990); James Stewart (Georgia 1994); Jamal Lewis (Kentucky 1997)
Point-After-Touchdowns Attempted—10, Alex Walls (La.-Monroe 2000)
Point-After-Touchdowns Made—10, Alex Walls (La.-Monroe 2000)
Percentage PATs Made—100.0, Alex Walls (La.-Monroe 2000; 10 of 10)
Two-Point Conversions Attempted—2, Six times; most recent: Cedric Houston (Kentucky 2004)
Two-Point Conversions Made—2, Kenny Jones (Alabama 1982); Thomas Woods (Alabama 1987)
Blocked Extra-Point Return—1, Floyd Miley (Mississippi 1990; 97 yards)
Field Goals Attempted—6, Alan Duncan (Kentucky 1978)
Longest Field Goal Attempted—63, Fuad Reveziz (Wash. State 1984)
Field Goals Made—5, Alan Duncan (Kentucky 1978); Fuad Reveziz (Memphis State & Kentucky 1982); Alex Walls (Florida 2000)
Longest Field Goal Made—60, Fuad Reveziz (Georgia Tech 1982)

## INDIVIDUAL SEASON (FROM 1937)

### ■ RUSHING

Attempts—291, Travis Stephens 2001
Yards—1,464, Travis Stephens 2001
Yards By QB—831, Joshua Dobbs 2016
Yards per game—130.7, Jay Graham 1995 (1,438 yards in 11 games)
100-yard games—11, Jay Graham 1995
Highest avg. per rush—
Min. 100 rushes—7.94, Hank Lauricella 1951 (111 for 881 yards)
Min. 200 rushes—5.91, Chuck Webb 1989 (209 for 1,236 yards)
Touchdowns rushing—18, Gene McEver 1929
Modern record—17, Reggie Cobb 1987
Touchdowns rushing by quarterback—12, Josh Dobbs, 2016

### ■ PASSING

Attempts—519, Erik Ainge 2007
Completions—325, Erik Ainge 2007
Completion percentage—
Min. 100 atts.—64.9, Daryl Dickey 1985 (85 of 131)
Min. 200 atts.—64.6, Heath Shuler 1993 (184 of 285)
Min. 300 atts.—67.0, Erik Ainge 2006 (232 of 348)
Min. 400 atts.—62.6, Erik Ainge 2007 (325 of 519)
Yards—3,819, Peyton Manning 1997
Touchdown passes—36, Peyton Manning 1997
Consecutive games throwing TD pass—12, Heath Shuler 1993
Consecutive completions—24, Tee Martin 1998 (1 vs. Alabama, 23 vs. South Carolina)
Consecutive attempts without interception—143, Casey Clausen 2003
Passes had intercepted—16, Jimmy Streater 1979
Lowest interception percentage—
Min. 100 atts.—0.76, Daryl Dickey 1985 (1 in 131 atts.)
Min. 200 atts.—1.05, Peyton Manning 1995 (4 in 380 atts.)
Min. 300 atts.—1.05, Peyton Manning 1995 (4 in 380 atts.)
Min. 400 atts.—1.93, Erik Ainge 2007 (10 in 519 atts.)

### ■ TOTAL OFFENSE

Rushing & passing plays—535, Erik Ainge (2007)
Rushing & passing yards—3,789, Peyton Manning (1997)
Average per game—315.8, Peyton Manning 1997 (-30 rushing, 3,819 passing, 12 games)
Average per play—
Min. 100 plays—7.6, Hank Lauricella 1951 (162 for 1,233 yards)
Min. 300 plays—7.7, Erik Ainge 2006 (374 for 2,887 yards)
Min. 400 plays—7.67, Tyler Bray 2012 (466 for 3,578 yards)

Min 500 plays—7.4, Joshua Dobbs 2016 (507 for 3,777 yards)
Touchdowns responsible for—39, Joshua Dobbs 2016 (12 rushing, 27 passing), Peyton Manning 1997 (3 rushing, 36 passing)

### ■ RECEIVING

Receptions—76, Marcus Nash 1997
Yards—1,298, Robert Meachem 2006
Average per game—99.8, Robert Meachem 2006 (1,298 yards, 13 games)
Average per reception—
Min. 50 rec.—19.4, Josh Malone 2016 (50 for 972)
Min. 75 rec.—15.4, Marcus Nash 1997 (76 for 1,170)
Touchdown receptions—13, Marcus Nash 1997
Consecutive games with TD catch—6, Joey Kent 1995
Receptions by tight end—41, Chris Brown 2007
Yards by tight end—562, Mychal Rivera, 2012
Touchdown receptions by tight end—7, Austin Denney 1966

### ■ PUNTING

Punts—80, Matt Darr 2014
Punting Yards— 3,378, Matt Darr 2014
Average per punt—
Min. 25 punts—47.5, Trevor Daniel 2017 (70 for 3,323 yards)
Min. 50 punts—47.5, Trevor Daniel 2017 (70 for 3,323 yards)

### ■ INTERCEPTIONS

Passes intercepted—10, Bobby Majors (1970)
Yards returned—265 (on 7) Eric Berry (2008)
Average per interception return—
Min. 5 returns—44.4, Eric Berry 2007 (5 for 222)
Min. 10 returns—17.7, Bobby Majors 1970 (10 for 177)
Touchdowns by interception—3, Prentiss Waggner 2010

### ■ PUNT RETURNS

Punts returned—42, Bobby Majors 1971; Eddie Brown 1972
Yards returned—467, Cameron Sutton, 2015
Average per return (min. 1.2 per game)—*25.9, Bill Blackstock 1951 (12 for 311 yards)
Touchdowns by punt return—2, Bobby Majors 1969 & 1971; Eddie Brown 1973; Stanley Morgan 1975; Terry Fair 1996; Cameron Sutton 2015

### ■ KICKOFF RETURNS

Kickoffs returned—33, David Oku (2009)
Yards returned—863, David Oku (2009)
Average per return—
Min. 20 ret.—38.3, Evan Berry, 2015 (21 for 804 yards)
Min. 30 ret.—26.2, David Oku 2009 (33 for 863 yards)
Touchdowns by kickoff return—*3, Willie Gault 1980; Evan Berry 2015

### ■ TOTAL KICK RETURNS

Total kicks/punts returned—59, Willie Gault 1981 (31 punt, 28 kickoff)
Yards on punt & kickoff returns—987, Willie Gault 1981
Touchdowns by kick return—3, Willie Gault 1980; Evan Berry 2015
Touchdowns by kick & punt return—Bobby Gordon 1957, Cordarrelle Patterson 2012

### ■ TOTAL ALL-PURPOSE YARDS

Plays—310, Travis Stephens 2001
Yards—1,858, Cordarrelle Patterson, 2012

### ■ SCORING (FROM 1929)

Points— 130, Gene McEver 1929
Modern record—120, Reggie Cobb 1987
Points by kicking—118, Aaron Medley, 2015
Touchdowns— 21, Gene McEver 1929
Modern record—20, Reggie Cobb 1987
Points-after-touchdowns attempted—61, Aaron Medley 2016
Point-after-touchdowns made—61, Aaron Medley 2016
Percentage PATs made (min. 35 atts.)—100.0, Aaron Medley 2016 (61 of 61); John Becksvoort 1993 (59 of 59); Aaron Medley 2015 (55 of 55); Greg Burke 1990 (50 of 50); James Wilhoit 2003 (41 of 41); John Becksvoort 1994 (39 of 39); Alex Walls 2000 & 2001 (both 39 of 39); Greg Burke 1989 (36 of 36); John Becksvoort 1992 (35 of 35)
Two-point conversions attempted—3, Hal Wantland 1964; Condredge Holloway 1973 & 1974



## RECORDS

Two-point conversions made—2, Bobby Morton 1962; Condredge Holloway 1973; Larry Seivers 1974; Tommy West 1974; Mike Gayles 1975; Kenny Jones 1982; Thomas Woods 1987; Alvin Harper 1987

Field goals attempted—31, Aaron Medley 2015, Fuad Reveiz 1982

Field goals made—27, Fuad Reveiz 1982

Field goals made by freshman—21, Daniel Lincoln 2007

Field-goal percentage—

Min. 10 atts.—92.0, John Becksvoort 1993 (12 of 13)

Min. 20 atts.—90.0, Alex Walls 2000 (18 of 20)

Min. 30 atts.—87.1, Fuad Reveiz 1982 (27 of 31)

Consecutive Field Goals Made—18, Fuad Reveiz 1984

## INDIVIDUAL CAREER (FROM 1928)

### ■ RUSHING

Attempts—650, Arian Foster 2005-08

Yards—3,078, Travis Henry 1997-2000

Yards by quarterback—2,160, Joshua Dobbs, 2013-16

Average per rush (min. 250 rushes)—6.67, Charlie Garner 1992-93 (313 for 2,089 yards)

Average per game—103.0, Jamal Lewis 1997-99 (2,677 yards, 26 games)

100-yard games—15, Travis Henry 1997-2000

Touchdowns rushing—37, Gene McEver 1928-31

Modern record—35, James Stewart 1991-94

Touchdowns rushing by quarterback—32, Joshua Dobbs, 2013-16

### ■ PASSING

Attempts—1,381, Peyton Manning 1994-97

Completions—863, Peyton Manning 1994-97

Completion percentage—

Min. 100 atts.—63.0, Daryl Dickey 1981-85 (102 of 162)

Min. 400 atts.—62.5, Peyton Manning 1994-97 (863 of 1,381)

Min. 500 atts.—62.5, Peyton Manning 1994-97 (863 of 1,381)

Min. 750 atts.—62.5, Peyton Manning 1994-97 (863 of 1,381)

Yards—11,201, Peyton Manning 1994-97

Touchdown passes—89, Peyton Manning 1994-97

Consecutive games throwing TD pass—18, Heath Shuler Oct. 17, 1992-Jan. 1, 1994

Passes had intercepted—38, Andy Kelly 1988-91

Lowest interception percentage—

Min. 150 atts.—1.23, Daryl Dickey 1981-85 (2 in 162 atts.)

Min. 400 atts.—2.34, Heath Shuler 1991-93 (12 in 513 atts.)

Min. 500 atts.—2.34, Heath Shuler 1991-93 (12 in 513 atts.)

Min. 750 atts.—2.39, Peyton Manning 1994-97 (33 in 1,381 atts.)

### ■ TOTAL OFFENSE

Rushing & passing plays—1,534, Peyton Manning 1994-97

Rushing & passing yards—11,020, Peyton Manning 1994-97

Average per game—258.5, Tyler Bray, 2010-12 (7,237 yards, 28 games)

Average per play—

Min. 800 plays—7.36, Tyler Bray 2010-12 (983 for 7,237 yards)

Min. 900 plays—7.36, Tyler Bray 2010-12 (983 for 7,237 yards)

Min. 1,000 plays—7.18, Peyton Manning 1994-97

(1,534 for 11,020 yards)

Touchdowns responsible for—101, Peyton Manning 1994-97 (12 rushing, 89 passing)

### ■ RECEIVING

Receptions—183, Joey Kent 1993-96

Yards—2,814, Joey Kent 1993-96

Average per game—85.8, Kelley Washington 2001-02 (1,453 yards, 17 games)

Average per reception (min. 100 rec.)—18.8, Joey Kent 1993-96 (183 for 2,814 yards)

Touchdown receptions—25, Joey Kent 1993-96

Receptions by tight end—98, Reggie Harper 1977-80

Yards by tight end—1,141, Reggie Harper 1977-80

Touchdowns receptions by tight end—9, Austin Denney 1965-66; Ken DeLong 1967-69

Consecutive Games with TD Reception—6, Cory Fleming, Jan. 1-Oct. 2, 1993 (9 TDs); Joey Kent 1995 (8 TDs)

### ■ PUNTING

Punts—240, Dustin Colquitt 2001-04

Punting yards—10,216, Dustin Colquitt 2001-04

Average per punt (min. 75 punts)—45.9 Trevor Daniel 2015-17 (200 for 9,185 yards)

### ■ INTERCEPTIONS

Passes intercepted—18, Tim Priest 1968-70

Yards returned—494, Eric Berry 2007-09

Average per return—

Min. 10 ret.—35.3, Eric Berry 2007-09 (14 for 494 yards)

Min. 15 ret.—19.5, Conrad Graham 1970-72 (15 for 293)

Touchdowns by interception—5, Jackie Walker 1969-71

### ■ PUNT RETURNS

Punts returned—117, Bobby Majors 1969-71

Yards returned—1,163, Bobby Majors 1969-71

Average per return—

Min. 50 ret.—14.7, Bert Rechichar 1949-51 (55 for 808 yards)

Min. 100 ret.—9.9, Bobby Majors 1969-71 (117 for 1,163 yds.)

Touchdowns by punt return—4, Bobby Majors 1969-71

### ■ KICKOFF RETURNS

Kickoffs returned—78, Willie Gault 1979-82

Yards returned—1,854, Willie Gault 1979-82

Average per return—

Min. 30 ret.—34.3, Evan Berry 2014-17 (53 for 1,820 yards)

Min. 50 ret.—34.3, Evan Berry 2014-17 (53 for 1,820 yards)

Touchdowns by kickoff return—4, Evan Berry 2014-17, Willie Gault 1979-82

### ■ TOTAL KICK RETURNS

Total kicks returned—156, Willie Gault 1979-82 (78 punt, 78 kickoff)

Yards on punt & kickoff returns—2,513, Willie Gault 1979-82

Average per return—

Min. 60 ret.—23.2, Leonard Scott, 1999-2002 (77 for 1,788 yds.)

Min. 100 ret.—16.1, Willie Gault, 1979-82 (156 for 2,513 yards)

Touchdowns by kick return—5, Willie Gault 1979-82

### ■ TOTAL ALL-PURPOSE YARDS

Plays—740, Arian Foster, 2005-08

Yards—4,642, Stanley Morgan 1973-76

### ■ SCORING

Points—371, Jeff Hall 1995-98

Touchdowns—44, Gene McEver 1928-31

Modern record—39, Stanley Morgan 1973-76; James Stewart 1991-94

Consecutive games scoring touchdown—11, Travis Stephens, Nov. 4, 2000-Nov. 3, 2001 (12 rush, 1 rec.)

Point-after-touchdowns attempted—194, Jeff Hall 1995-98

Point-after-touchdowns made—188, Jeff Hall 1995-98

Point-after-touchdown percentage (min. 100 atts.)—100.0, John Becksvoort 1991-94 (161 of 161)

Consecutive point-after-touchdowns made—161, John Becksvoort 1991-94

Two-point conversions attempted—8, Condredge Holloway 1972-74

Two-point conversions made—3, Bobby Morton 1960-63;

Condredge Holloway 1972-74

Field goals attempted—95, Fuad Reveiz 1981-84

Field goals made—71, Fuad Reveiz 1981-84

Field-goal percentage—

Min. 50 made—77.9, Alex Walls 1999-2002 (53 of 68)

Min. 70 made—74.7, Fuad Reveiz 1981-84 (71 of 95)

### ■ MISCELLANEOUS

Games played—53, Brian Randolph, 2011-15; 52, Dustin Colquitt, 2001-04; Denarius Moore 2007-10; Luke Stocker 2007-10

Games played by position player—53, Brian Randolph, 2011-15;

52, Denarius Moore 2007-10; Luke Stocker 2007-10

Games started—51, Dustin Colquitt 2001-04

Games started by position player—50, Jonathan Hefney 2004-07 (51 played)

Consecutive games started—50, Jeff Hall 1995-98; Jonathan Hefney 2004-07

Wins as starting quarterback—39, Peyton Manning 1994-97 (45 games)

\*Modern NCAA record; +NCAA statistical champion



# TEAM OFFENSE RECORDS

## TOTAL OFFENSE

### ■ GAME

Plays—99 at Texas A&M in 2016  
Yards—718, vs. Troy 2012  
Yards per Play—10.9, vs. Kentucky (54/590), 2000

### ■ SEASON

Plays—993 in 2007  
Yards—5,794 in 1997  
Yards per Play—6.9 in 1993  
Yards per Game—482.8 in 1997

## RUSHING

### ■ GAME

Attempts—75, vs. Kentucky 1980  
Yards—513, vs. Washington & Lee 1951  
Yards per Attempt—10.7, vs. Tenn. Tech (44/469), 1951  
Touchdowns—8, vs. Washington & Lee 1951

### ■ SEASON

Attempts—593 in 1976  
Yards—3,068 in 1951  
Yards per Attempt—5.9 in 1993  
Touchdowns—40 in 1951  
Yards per Game—306.8 in 1951

## PASSING

### ■ GAME

Attempts—65, vs. Florida 1996  
Completions—38 vs. Missouri 2012  
Consecutive Completions—23, at South Carolina 1998  
Interceptions—5, vs. Duke 1949; vs. Auburn 2004  
Completion Percentage (Min. 10 atts.) \*96.0, at South Carolina 1998 (24 of 25); (Min. 40 atts.) 82.9, vs. Cincinnati 2011 (34 of 41)  
Yards—545, at Kentucky 1997  
Touchdowns—7, at Kentucky 2007

### ■ SEASON

Attempts—534 in 2007  
Completions—333 in 2007  
Consecutive Completions—24 in 1998  
Interceptions—20 in 1979  
Fewest Interceptions—4 in 1992 and 1995  
Completion Percentage—65.0 in 1993 (208 of 320)  
Yards—3,981 in 1997  
Touchdowns—37 in 1997  
Yards per Game—331.8 in 1997

## SCORING

### ■ GAME (FROM 1937)

Points—70, vs. La.-Monroe 2000  
Points, Quarter—35, vs. Arkansas 2000  
Points, Half—49, vs. La.-Monroe 2000  
Points by Kicking—17 vs. Akron, 2012 (4-4 FG, 5-5 PAT); vs. Wyoming 2002 (4-4 FG, 5-5 PAT); vs. Memphis St. 1982 (5-5 FG, 2-2 PAT); vs. Kentucky 1978 (5-6 FG, 2-2 PAT)  
Touchdowns—10 vs. La.-Monroe 2000; vs. Tennessee Tech 1951  
Point-After-Touchdowns Made—10, vs. La.-Monroe 2000

Two-Point Conversions Made—2 at LSU 2000; at UCLA 1994; at Alabama 1987; vs. Alabama 1982; vs. Clemson 1974  
Field Goals Made—5 vs. Florida 2000; vs. Kentucky 1982; vs. Memphis State 1982; vs. Kentucky 1978

### ■ SEASON

Points—473 in 2016  
Points per Game—42.8 in 1993 (471 in 11 games)  
Touchdowns—63 in 2016  
Field Goals Made—27 in 1982  
Point-After-Touchdowns Made—62 in 2016  
Consecutive Point-After-Touchdowns Made—168 from Sept. 28, 1991, to Sept. 16, 1995)  
Two-Point Conversions Attempted—8 in 1974  
Two-Point Conversions Made—5 in 1974

## PUNTING

### ■ GAME

Punts—15 vs. Rice 1947 Orange Bowl; 14 vs. Kentucky 1976; vs. Georgia 1968; vs. Alabama 1944  
Yards—627, vs. Georgia 1968  
Average (Min. 5)—53.0 (all 5 for 265 yards) vs. Auburn 1983; at LSU 1982; at Vanderbilt 1956

### ■ SEASON

Punts—139 in 1937  
Punts per Game—\*13.9 in 1937 (139 in 10 games)  
Yards—5,620 in 1937  
Average—45.1 in 1982

## PUNT RETURNS

### ■ GAME

Returns—10, vs. Tennessee Tech 1947  
Yards—192, vs. Chattanooga 1951

### ■ SEASON

Returns—68 in 1939 and 1940  
Yards—974 in 1940

## KICKOFF RETURNS

### ■ GAME

Returns—9, at Florida 2007; at Alabama 1987  
Yards—260, at Florida 2007 (9 returns)

### ■ SEASON

Returns—60 in 2007  
Yards—1,462 in 2007  
Average per Return—33.4 in 2015

## MISCELLANEOUS

### ■ GAME

First Downs—35, vs. Georgia 1997; vs. Troy 2012; at South Carolina, 2014  
First Downs, Rushing—24, vs. Wofford 1952  
First Downs, Passing—23 vs. Northwestern 1997 Citrus Bowl; vs. Troy 2012  
Time of Possession—42:11, vs. Kentucky 1980  
Penalties—15, vs. Oklahoma 1939 Orange Bowl; at Florida 1999  
Penalty Yards—155, at Miss. State 1954 (12 penalties)

Fewest Penalties—0, vs. Austin Peay, 2013, vs. LSU 2007; at Miss. St. 1990  
Fewest Penalty Yards—0, vs. Austin Peay, 2013, vs. LSU 2007; at Miss. St. 1990

Fumbles—8 vs. Florida 2002; at Kentucky 1981; at Mississippi; 1977; at Mississippi 1975; vs. Santa Barbara 1971; vs. Chattanooga 1949; at Alabama 1949

Fumbles Lost—6 vs. Santa Barbara 1971; at Alabama 1963

### ■ SEASON

First Downs—300 in 1997  
First Downs, Rushing—150 in 1987  
First Downs, Passing—178 in 2012  
Penalties—95 in 2002  
Penalty Yards—884 in 2003  
Fumbles—50 in 1977  
Fumbles Lost—31 in 1971  
Fewest Fumbles—13 in 1990 and 2004  
Fewest Fumbles Lost—3 in 1990

## LARGEST MARGIN

## OVERCOME TO WIN

### ■ GAME

25 — UT vs. Vanderbilt, Nov. 28, 1987 (trailed 28-3 in 2nd qtr., won 38-36)  
24 — UT at Notre Dame, Nov. 9, 1991 (trailed 31-7 in 2nd qtr., won 35-34)  
21 — UT vs. Florida, Sept. 24, 2016 (trailed 21-0 in 2nd qtr., won 38-28)  
21 — UT vs. Georgia, Oct. 10, 2015 (trailed 24-3 in 2nd qtr., won 38-31)  
21 — UT at LSU, Sept. 26, 2005 (trailed 21-0 in 3rd qtr., won 30-27 ot)  
21 — UT at Kentucky, Nov. 17, 2001 (trailed 21-0 in 2nd qtr., won 38-35)  
18 — UT vs. Arkansas, Nov. 14, 1998 (trailed 21-3 in 2nd qtr., won 28-24)

### ■ SECOND HALF

21 — UT at LSU, Sept. 26, 2005 (trailed 21-0 in 3rd qtr., won 30-27 ot)  
18 — UT vs. Florida, Sept. 24, 2016 (trailed 21-3 in 3rd qtr., won 38-28)  
17 — UT at Notre Dame, Nov. 9, 1991 (trailed 31-14 in 3rd qtr., won 35-34)  
16 — UT vs. Virginia, Jan. 1, 1991, Sugar Bowl (trailed 16-0 in 3rd qtr., won 23-22)  
15 — UT at Kentucky, Nov. 18, 1995 (trailed 24-9 in 3rd qtr., won 34-31)  
15 — UT vs. Vanderbilt, Nov. 17, 2007 (trailed 24-9 in 4th, won 25-24)

### ■ FOURTH QUARTER

17 — UT at LSU, Sept. 26, 2005 (trailed 24-7, won 30-27 ot)  
15 — UT vs. Vanderbilt, Nov. 17, 2007 (trailed 24-9, won 25-24)  
14 — UT vs. Georgia Tech, Sept. 4, 2017 (trailed 28-14, won 42-41 in 2OT)  
14 — UT vs. Alabama, Oct. 20, 1984 (trailed 27-13, won 28-27)  
\*14 — UT vs. Colorado, Aug. 26, 1990, Pigskin Classic (trailed 31-17, tied 31-31)  
14 — UT at South Carolina, Nov. 1, 2014 (trailed 42-28, won 45-42 ot) (Trailed by 14 with 2:00 left in regulation)

**LARGEST LEAD RELINQUISHED IN LOSS**

- **GAME**
- 21 — UT vs. Maryland, Dec. 22, 1984, Sun Bowl (led 21-0 in 3rd qtr., lost 28-27)
- \*19 — UT at Auburn, Sept. 29, 1990 (led 19-0 in 2nd qtr., tied 26-26)
- 17 — UT vs. Oklahoma, Sept. 12, 2015 (led 17-0 in 2nd qtr., lost 31-24 in 2 OT)
- \*16 — Tennessee vs. UCLA, Sept. 14, 1985 (led 26-10 in 4th qtr., tied 26-26)

**TEAM DEFENSE RECORDS**

**RUSHING**

- **GAME**
- Fewest Attempts Allowed—14 at Georgia 1994
- Fewest Yards Allowed—
- Minus-39 vs. Tulsa 1943 Sugar Bowl
- Minus-15 vs. Auburn 1997
- Minus-13 vs. Florida 1998
- Minus-12 vs. Air Force 1971 Sugar Bowl
- Minus-9 vs. Wofford 1952
- Minus-8 vs. Citadel 1983
- Minus-6 vs. Tennessee Tech 1947
- Minus-1 at Memphis State 1992
- Fewest Yards per Attempt Allowed—
- 0.71 vs. Auburn 1997 (21 for minus-15)
- 0.5 vs. Air Force 1971 Sugar Bowl
- 0.43 vs. Florida 1998 (30 for minus-13)
- 0.38 vs. Wofford 1952 (24 for minus-9)
- 0.30 vs. Citadel 1983 (27 for minus-8)
- 0.24 vs. Tennessee Tech 1947 (25 for minus-6)
- 0.04 at Memphis State 1992 (28 for minus-1);
- 0.03 at Vanderbilt 1996 (30 for minus-1)

- **SEASON**
- Fewest Attempts Allowed—231 in 1945 (9 games); 338 in 2000 (11 games)
- Fewest Yards Allowed—385 in 1945
- Fewest Touchdowns Allowed—0 in 1939
- Lowest Yards per Attempt Allowed—1.7 in 1945
- Lowest Yards per Game Allowed—42.8 in 1945

**PASSING**

- **GAME**
- Fewest Attempts Allowed—\*0 vs. Georgia Tech 1977
- Fewest Completions Allowed—0 vs. Georgia Tech 1977 (0 atts.); at Vanderbilt 1952 (6 atts.); at Mississippi State 1950 (1 att.); vs. Rice 1947 Orange Bowl (4 atts.)
- Lowest Comp. Percentage Allowed (Min. 10 atts.)—15.4 vs. Chattanooga 1947 (2 of 13)
- Fewest Yards Allowed—Minus-3 vs. Kentucky 1949 (1 comp.)

- 16 — UT at Florida, Sept. 16, 1995 (led 30-14 in 2nd qtr., lost 62-37)
- 15 — UT vs. Georgia, Sept. 6, 1980 (led 15-0 in 3rd qtr., lost 16-15)
- **SECOND HALF**
- 21 — UT vs. Maryland, Dec. 22, 1984, Sun Bowl (led 21-0 in 3rd qtr., lost 28-27)
- \*17 — UT at Auburn, Sept. 29, 1990 (led 26-9 in 4th qtr., tied 26-26)
- \*16 — UT vs. UCLA, Sept. 14, 1985 (led 26-10 in 4th qtr., tied 26-26)
- 15 — UT vs. Georgia, Sept. 6, 1980 (led 15-0 in 3rd qtr., lost 16-15)

- **SEASON**
- Fewest Attempts Allowed—109 in 1937
- Fewest Completions Allowed—44 in 1937
- Lowest Comp. Percentage Allowed—37.9 in 1952
- Fewest Yards Allowed—392 in 1939
- Fewest Touchdowns Allowed—0 in 1939
- Lowest Yards per Game Allowed—39.2 in 1939
- Most Sacks—50 in 2000
- Most Passes Broken Up—72 in 2001
- Most Quarterback Pressures—108 in 1998

**TOTAL DEFENSE**

- **GAME**
- Fewest Plays Allowed—33 at Vanderbilt 1946
- Fewest Yards Allowed—13 at Vanderbilt 1952
- Fewest Yards per Play Allowed—0.3 at Vanderbilt 1952 (43 for 13 yards)
- **SEASON**
- Fewest Plays Allowed—368 in 1945
- Fewest Yards Allowed—1,023 in 1939
- Fewest Yards per Play Allowed—2.2 in 1939
- Fewest Yards per Game Allowed—102.3 in 1939

**INTERCEPTIONS**

- **GAME**
- Interceptions—8 vs. Alabama 1970
- Yards—214 vs. South Carolina 1971 (5 int.)
- Touchdowns—2 vs. Western Kentucky 2013; vs. Mississippi 2010; vs. Mississippi State 2008; vs. Hawaii 1972; vs. Penn State 1971; vs. South Carolina 1971; vs. Florida 1970
- **SEASON**
- Interceptions—36 in 1970
- Yards—\*782 in 1971
- Average per Return—\*31.3 in 1971 (25 for 782)
- Touchdowns—\*7 in 1971

**PUNTING**

- **GAME**
- Punts Forced—15 at Duke 1946
- Lowest Average (Min. 5)—24.8 vs. Chattanooga 1946 (8 for 198 yards)
- Punts Blocked—2 vs. La.-Monroe 2000;

- **FOURTH QUARTER**
- \*17 — UT at Auburn, Sept. 29, 1990 (led 26-9, tied 26-26)
- \*16 — UT vs. UCLA, Sept. 14, 1985 (led 26-10, tied 26-26)
- 14 — UT vs. Army, Oct. 11, 1986 (led 21-7, lost 25-21)
- 14 — UT vs. Oklahoma, Sept. 12, 2015 (led 17-3, lost 31-24 in 2 OT)
- 13 — UT at Florida, Sept. 26, 2015 (led 27-14, lost 28-27)
- \*Tie game.

- vs. Kentucky 1986
- **SEASON**
- Punts Forced—123 in 1940
- Lowest Average—32.9 in 1940 & 1961
- Most Punts Blocked—6 in 1940 & 1949

**PUNT RETURNS**

- **SEASON**
- Lowest Average Allowed—3.67 in 2004

**KICK RETURNS**

- **SEASON**
- Lowest Average Allowed—13.6 in 1950

**MISCELLANEOUS**

- **GAME**
- Defensive Extra Point—97-yard return at Mississippi 1990 (Floyd Miley)
- Fewest First Downs Allowed—2 vs. Wofford 1952; at Vanderbilt 1946; vs. Kentucky 1946
- Fumbles Forced—9 vs. Mississippi State 1955; vs. Kentucky 1950
- Fumbles Recovered—8 vs. Kentucky 1950
- Field Goals Blocked—2 at Alabama 2003; at Notre Dame 1991
- Punt Blocked—2 vs. La.-Monroe 2000; vs. Kentucky 1986
- Sacks—13 vs. Wyoming 1999
- **SEASON**
- Fewest First Downs Allowed—55 in 1945 (7 games)
- Fewest First Downs per Game Allowed—6.0 in 1939 (60 in 10 games)
- Opponent Penalties—92 in 2004
- Opponent Penalty Yards—759 in 1988
- Opponent Fumbles—48 in 1940; 1955
- Fumbles Forced—29 (1979)
- Fumbles Recovered—28 in 1950
- Punts Blocked—6 1940 & 1949
- Turnovers Forced—\*57 in 1970 (36 int., 21 fumbles)
- Turnover margin—Plus-1.916 in 1990 (Plus-23 in 12 games)
- Tackles for Loss—114 in 2000 (64 TFLs, 50 sacks)
- Tackles for Loss (Excluding Sacks)—83 in 1996
- Sacks—50 in 2000
- Passes Broken Up—72 in 2001
- Quarterback Pressures—108 in 1998



# TOTAL OFFENSE

## INDIVIDUAL GAME

Rushing & passing plays—70, Peyton Manning (Florida 1996)

Rushing & passing yards—530, Tyler Bray (Troy 2012)

Average per play (min. 10 plays)—17.5, George Canale (Chattanooga 1962; 10 rushes, 175 yards)

Touchdowns responsible for—7, Erik Ainge (Kentucky 2007; 7 passing)

## INDIVIDUAL SEASON

Rushing & passing plays—535, Erik Ainge (2007)

Rushing & passing yards—3,789, Peyton Manning (1997)

Average per game—315.8, Peyton Manning 1997 (-30 rushing, 3,819 passing, 12 games)

Average per play—

Min. 100 plays—7.6, Hank Lauricella 1951 (162 for 1233 yards)

Min. 300 plays—7.7, Erik Ainge 2006 (374 for 2,887 yards)

Min. 400 plays—7.67, Tyler Bray 2012 (466 for 3,578 yards)

Min 500 plays—7.45, Joshua Dobbs 2016 (507 for 3,777)

Touchdowns responsible for—39, Joshua Dobbs 2016 (12 rushing, 27 passing); Peyton Manning 1997 (3 rushing, 36 passing)

## INDIVIDUAL CAREER

Rushing & passing plays—1,534, Peyton Manning 1994-97

Rushing & passing yards—11,020, Peyton Manning 1994-97

Average per game—251.3, Joshua Dobbs 2013-16 (9,298 yards, 37 games)

Average per play—

Min. 800 plays—7.36, Tyler Bray 2010-12 (983 for 7,237 yards)

Min. 900 plays—7.36, Tyler Bray 2010-12 (983 for 7,237 yards)

Min. 1,000 plays—7.18, Peyton Manning 1994-97 (1,534 for 11,020 yards)

Touchdowns responsible for—101, Peyton Manning 1994-97 (12 rushing, 89 passing)

## PLAYS

### GAME

1.	70	Peyton Manning vs. Florida	1996
2.	67	Casey Clausen vs. Clemson*	2004
3.	66	A.J. Suggs at LSU	2000
	66	Andy Kelly vs. Notre Dame	1990
5.	65	Joshua Dobbs at Texas A&M	2016
	65	Andy Kelly at Florida	1991
6.	64	Joshua Dobbs at S. Carolina	2014
7.	62	Bubba Wyche at Auburn	1968
8.	59	Andy Kelly vs. Colorado*	1990
9.	57	Tyler Bray vs. Missouri	2012
10.	56	Peyton Manning at Florida	1997
11.	55	Casey Clausen vs. Florida	2002
	55	Peyton Manning vs. So. Miss.	1997
	55	Peyton Manning at UCLA	1997
14.	54	Casey Clausen, at Auburn	2003
	54	Andy Kelly, vs. Miss. State	1991
16.	53	Alan Cockrell, vs. Iowa*	1982
	53	Steve Alatorre, vs. Wisc.*	1981
18.	51	Tee Martin, at Florida	1999
	51	Tee Martin, at Arkansas	1999

\*Neutral Site

## TOTAL YDS (PASS + RUSH)

### GAME

1.	530	Tyler Bray vs. Troy	2012
2.	508	Peyton Manning at Kentucky	1997
3.	475	Peyton Manning vs. Florida	1996
4.	467	Joshua Dobbs at S. Carolina	2014
5.	459	Joshua Dobbs at Texas A&M	2016
6.	430	Joshua Dobbs vs. Georgia	2015
7.	417	Tony Robinson vs. UCLA	1985
8.	416	Peyton Manning vs. N.western*	1997
9.	413	Joshua Dobbs vs. Missouri	2016
10.	411	Tyler Bray vs. Missouri	2012
11.	409	Joshua Dobbs vs. Nebraska	2016
12.	409	Peyton Manning vs. So. Miss.	1997
13.	408	Tyler Bray vs. Cincinnati	2011
14.	407	Andy Kelly vs. Notre Dame	1990
15.	399	Joshua Dobbs vs. Florida	2016
16.	394	Tyler Bray vs. Akron	2012
17.	393	Joshua Dobbs at Vanderbilt	2016
18.	389	Tony Robinson vs. Florida	1984
19.	386	Casey Clausen vs. Clemson*	2003
	386	Andy Kelly at Florida	1991
21.	383	Andy Kelly vs. Auburn	1991
22.	379	Casey Clausen, vs. Mich.*	2001
23.	376	Erik Ainge, at Kentucky	2007
24.	375	Peyton Manning, vs. Auburn	1997
	375	Bobby Scott, vs. Florida	1970

\*Neutral Site

### SEASON

1.	3,789	Peyton Manning	1997
2.	3,777	Joshua Dobbs	2016
3.	3,578	Tyler Bray	2012
4.	3,490	Erik Ainge	2007
5.	3,156	Peyton Manning	1996
6.	2,962	Joshua Dobbs	2015
7.	2,960	Peyton Manning	1995
8.	2,933	Casey Clausen	2001
9.	2,923	Casey Clausen	2003
10.	2,887	Erik Ainge	2006
11.	2,819	Andy Kelly	1991
12.	2,748	Jonathan Crompton	2009

### 3,000-YARD SEASONS

Year	Name (Class), Pos.	Plays-Yds.
1997	Peyton Manning (Sr.), QB	526-3,789
2016	Joshua Dobbs (Sr.), QB	507-3,777
2012	Tyler Bray (Jr.), QB	466-3,578
2007	Erik Ainge (Sr.), QB	535-3,490
1996	Peyton Manning (Jr.), QB	322-3,156

### 2,000-YARD SEASONS

Year	Name (Class), Pos.	Plays-Yds.
2015	Joshua Dobbs (Jr.) QB	490-2,962
1995	Peyton Manning (So.) QB	421-2,960
2001	Casey Clausen (So.) QB	418-2,933
2003	Casey Clausen (Sr.) QB	476-2,923
2006	Erik Ainge (Jr.), QB	374-2,887
1991	Andy Kelly (Sr.), QB	418-2,819
2009	J. Crompton (Sr.), QB	428-2,748
1999	Tee Martin (Sr.), QB	386-2,634
1998	Tee Martin (Jr.), QB	370-2,451
1993	Heath Shuler (Jr.), QB	331-2,426
2002	Casey Clausen (Jr.), QB	371-2,290
1988	Jeff Francis (Sr.), QB	411-2,289
1990	Andy Kelly (Jr.), QB	342-2,259
1984	Tony Robinson (Jr.), QB	331-2,089
1978	Jimmy Streater (Jr.), QB	344-2,011

### 1,500-YARD SEASONS

Year	Name (Class), Pos.	Plays-Yds.
1992	Heath Shuler (So.) QB	329-1,998
1982	Alan Cockrell (So.) QB	347-1,963
2011	Tyler Bray (So.) QB	231-1,913
1986	Jeff Francis (So.) QB	271-1,855
1970	Bobby Scott (Sr.) QB	303-1,786
1966	Dewey Warren (Jr.), QB	299-1,757
2010	Tyler Bray (Fr.), QB	244-1,746
2014	Joshua Dobbs (So.) QB	281-1,675
1983	Alan Cockrell (Jr.) QB	285-1,661
1979	Jimmy Streater (Sr.) QB	243-1,633
1987	Jeff Francis (Jr.), QB	244-1,582
1973	C. Holloway (Jr.) QB	282-1,582
1975	Randy Wallace (Jr.) QB	277-1,529
1968	Bubba Wyche (Sr.) QB	341-1,502

### 1,000-YARD SEASONS

Year	Name (Class), Pos.	Plays-Yds.
1969	Bobby Scott (Jr.), QB	281-1,475
2014	Justin Worley (Sr.) QB	297-1,474
2001	Travis Stephens (Sr.), TB	291-1,464
1995	Jay Graham (Jr.), TB	272-1,438
2000	Casey Clausen (Fr.), QB	234-1,431
2004	Erik Ainge (Fr.) QB	225-1,423
1974	C. Holloway (Jr.) QB	233-1,413
2005	Rick Clausen (Sr.) QB	234-1,411
1987	Reggie Cobb (Fr.) TB	250-1,395
1997	Jamal Lewis (Fr.) TB	233-1,374
2010	Matt Simms (Jr.) QB	240-1,352
2009	M. Hardesty (Sr.) TB	283-1,345
1981	Steve Alatorre (Sr.) QB	237-1,330
1990	Tony Thompson (Sr.) TB	224-1,327
1985	Tony Robinson (Sr.) QB	187-1,321
2000	Travis Henry (Sr.) TB	253-1,314
2014	Justin Worley (Jr.) QB	215-1,295
1976	Randy Wallace (Sr.) QB	244-1,295
1984	Johnnie Jones (Sr.) TB	229-1,290
2015	Jalen Hurd (So.) TB	277-1,288
1989	Andy Kelly (So.) QB	188-1,266
1989	Chuck Webb (Fr.) TB	209-1,236
1951	Hank Lauricella (Sr.) TB	162-1,233
2007	Arian Foster (Jr.) TB	245-1,193
1985	Daryl Dickey (Sr.) QB	160-1,165
1993	Charlie Garner (Sr.) TB	159-1,161
1963	Mallon Faircloth (Sr.) TB	212-1,161
1977	Jimmy Streater (So.) QB	241-1,139
1955	Johnny Majors (Jr.) TB	248-1,133
1953	Jimmy Wade (Sr.) TB	221-1,126
2014	Rajion Neal (Sr.) TB	216-1,124
1983	Johnnie Jones (Jr.) TB	191-1,116
1994	Peyton Manning (Fr.) QB	165-1,115
2004	Gerald Riggs, Jr. (Jr.) TB	193-1,107
1956	Johnny Majors (Sr.) TB	167-1,101
1972	C. Holloway (Jr.) QB	243-1,073
1967	Dewey Warren (Sr.) QB	177-1,053
1994	James Stewart (Sr.) TB	171-1,042
2010	Tauren Poole (Jr.) RB	204-1,034
2014	Cedric Houston (Sr.) TB	181-1,005

### CAREER

1.	11,020	Peyton Manning	1994-97
2.	9,936	Joshua Dobbs	2013-16
3.	9,577	Casey Clausen	2000-03
4.	8,473	Erik Ainge	2004-07
5.	7,237	Tyler Bray	2010-12
6.	6,427	Andy Kelly	1988-91
7.	5,900	Jeff Francis	1985-88
8.	5,206	Tee Martin	1996-99
9.	4,807	Jimmy Streater	1976-79
10.	4,472	Heath Shuler	1991-93
11.	4,171	J. Crompton	2006-09
12.	4,068	C. Holloway	1972-74

## CAREER YARDS LEADERS

### 1. PEYTON MANNING, QB (1994-97)

	Plays	Rush	Pass	Total
1994	165	-26	1,141	1,115
1995	421	6	2,954	2,960
1996	422	-131	3,287	3,156
1997	526	-30	3,819	3,789
<b>TOTALS</b>	<b>1,534</b>	<b>-181</b>	<b>11,201</b>	<b>11,020</b>

### 2. JOSHUA DOBBS, QB (2013-16)

	Plays	Rush	Pass	Total
2013	159	189	695	884
2014	281	469	1,206	1,675
2015	490	671	2,291	2,962
2016	507	831	2,946	3,777
<b>TOTALS</b>	<b>1,437</b>	<b>2,160</b>	<b>7,138</b>	<b>9,936</b>

### 3. CASEY CLAUSEN, QB (2000-03)

	Plays	Rush	Pass	Total
2000	234	-42	1,473	1,431
2001	418	-36	2,969	2,933
2002	371	-7	2,297	2,290
2003	476	-45	2,968	2,923
<b>TOTALS</b>	<b>1,499</b>	<b>-130</b>	<b>9,707</b>	<b>9,577</b>

### 4. ERIK AINGE, QB (2004-07)

	Plays	Rush	Pass	Total
2004	214	-29	1,452	1,423
2005	169	-64	737	673
2006	374	-102	2,989	2,887
2007	535	-32	3,522	3,490
<b>TOTALS</b>	<b>1,292</b>	<b>-227</b>	<b>8,700</b>	<b>8,473</b>

### 5. TYLER BRAY, QB (2010-12)

	Plays	Rush	Pass	Total
2010	244	-103	1,849	1,746
2011	273	-70	1,983	1,913
2012	466	-34	3,612	3,578
<b>TOTALS</b>	<b>983</b>	<b>-207</b>	<b>7,444</b>	<b>7,237</b>

### 6. ANDY KELLY, QB (1988-91)

	Plays	Rush	Pass	Total
1988	34	-15	98	83
1989	188	-33	1,299	1,266
1990	342	18	2,241	2,259
1991	418	60	2,759	2,819
<b>TOTALS</b>	<b>982</b>	<b>30</b>	<b>6,397</b>	<b>6,427</b>

### 7. JEFF FRANCIS, QB (1985-88)

	Plays	Rush	Pass	Total
1985	30	2	172	174
1986	271	-91	1,946	1,855
1987	244	70	1,512	1,582
1988	411	52	2,237	2,289
<b>TOTALS</b>	<b>956</b>	<b>33</b>	<b>5,867</b>	<b>5,900</b>

Others	Plays	Rush	Pass	Total
8. Tee Martin, 1996-99	792	614	4,592	5,206
9. Jimmy Streater, 1976-79	836	1,374	3,433	4,807
10. Heath Shuler, 1991-93	671	383	4,089	4,472
11. Jonathan Crompton, 2006-09	730	-16	4,187	4,171
12. Condredge Holloway, 1972-74	758	966	3,102	4,068
13. Alan Cockrell, 1981-83	684	-16	3,823	3,807
14. Bobby Scott, 1968-70	671	209	3,371	3,580
15. Tony Robinson, 1982-85	545	195	3,332	3,527
16. Dewey Warren, 1965-67	602	162	3,357	3,519
17. Randy Wallace, 1974-76	598	572	2,536	3,108
18. Travis Henry, 1997-2000	557	3,078	—	3,078

## YEAR-BY-YEAR LEADERS

Year	Name	Rushing	Passing	Total Yardage	Per Game
1950	Hank Lauricella	575	364	939	--
1951	Hank Lauricella	881	352	1,233	--
1952	Andy Kozar	660	—	660	--
1953	Jimmy Wade	675	451	1,126	--
1954	Tom Tracy	794	—	794	--
1955	Johnny Majors	657	476	1,133	--
1956	Johnny Majors	549	552	1,101	--
1957	Bobby Gordon	526	260	786	--
1958	Bill Majors	294	215	509	--
1959	Gene Etter	196	298	494	--
1960	Glenn Glass	478	167	645	--
1961	Mallon Faircloth	475	460	935	--
1962	Mallon Faircloth	376	261	637	--
1963	Mallon Faircloth	652	509	1,161	--
1964	Art Galiffa	20	338	358	--
1965	Dewey Warren	121	588	709	--
1966	Dewey Warren	41	1,716	1,757	--
1967	Dewey Warren	—	1,053	1,053	--
1968	Bubba Wyche	-37	1,539	1,502	--
1969	Bobby Scott	123	1,352	1,475	--
1970	Bobby Scott	89	1,697	1,786	162.4
1971	Curt Watson	766	—	766	76.6
1972	Condredge Holloway	266	807	1,073	107.3
1973	Condredge Holloway	433	1,149	1,582	143.8
1974	Condredge Holloway	267	1,146	1,413	128.4
1975	Randy Wallace	211	1,318	1,529	127.4
1976	Randy Wallace	249	1,046	1,295	117.7
1977	Jimmy Streater	397	742	1,139	113.9
1978	Jimmy Streater	593	1,418	2,011	182.8
1979	Jimmy Streater	377	1,256	1,633	181.4
1980	Steve Alatorre	216	747	963	96.3
1981	Steve Alatorre	159	1,171	1,330	133.0
1982	Alan Cockrell	-58	2,021	1,963	178.5
1983	Alan Cockrell	-22	1,683	1,661	151.0
1984	Tony Robinson	126	1,963	2,089	208.9
1985	Tony Robinson	75	1,246	1,321	264.2
1986	Jeff Francis	-91	1,946	1,855	168.6
1987	Jeff Francis	70	1,512	1,582	175.8
1988	Jeff Francis	52	2,237	2,289	208.1
1989	Andy Kelly	-33	1,299	1,266	126.6
1990	Andy Kelly	18	2,241	2,259	188.3
1991	Andy Kelly	60	2,759	2,819	256.3
1992	Heath Shuler	286	1,712	1,998	181.6
1993	Heath Shuler	73	2,353	2,427	220.6
1994	Peyton Manning	-26	1,141	1,115	111.5
1995	Peyton Manning	6	2,954	2,960	269.0
1996	Peyton Manning	-131	3,287	3,156	286.9
1997	Peyton Manning	-30	3,819	3,789	315.8
1998	Tee Martin	287	2,164	2,451	204.3
1999	Tee Martin	317	2,317	2,634	239.5
2000	Casey Clausen	-42	1,473	1,431	159.0
2001	Casey Clausen	-36	2,969	2,933	244.4
2002	Casey Clausen	-7	2,297	2,290	208.2
2003	Casey Clausen	-45	2,968	2,923	224.8
2004	Erik Ainge	-29	1,452	1,423	158.1
2005	Rick Clausen	-30	1,441	1,411	156.8
2006	Erik Ainge	-102	2,989	2,887	240.6
2007	Erik Ainge	-32	3,522	3,490	249.3
2008	Jonathan Crompton	27	889	916	114.5
2009	Jonathan Crompton	-52	2,800	2,748	211.4
2010	Tyler Bray	-103	1,849	1,746	194.0
2011	Tyler Bray	-70	1,983	1,913	273.3
2012	Tyler Bray	-34	3,612	3,578	298.2
2013	Justin Worley	56	1,239	1,295	161.9
2014	Joshua Dobbs	469	1,206	1,675	279.2
2015	Joshua Dobbs	671	2,291	2,962	227.8
2016	Joshua Dobbs	831	2,946	3,777	290.5
2017	Jarrett Guarantano	-39	997	958	106.4

\*NCAA began compiling per-game averages in 1970.





# PASSING

## INDIVIDUAL GAME

Attempts—65, Peyton Manning (Florida 1996)  
 Completions—37, Peyton Manning (Florida 1996); A.J. Suggs (LSU 2000); Tyler Bray (Missouri 2012)

Completion percentage—

- Min. 10 atts.—92.3, Joshua Dobbs (Tennessee Tech, 2016; 12 of 13)
- Min. 20 atts.—95.8, Tee Martin (South Carolina 1998; 23 of 24)
- Min. 30 atts.—91.2, Joshua Dobbs (Vanderbilt 2016, 31 of 34)

Consecutive completions—23, Tee Martin (South Carolina 1998)

Yards—530, Tyler Bray (Troy 2012)

Yards, half—313, Tyler Bray (Troy 2012)

Touchdown passes—7, Erik Ainge (Kentucky 2007)

Passes had intercepted—4, Bobby Scott (Auburn 1970); Jeff Francis (Alabama 1987); Peyton Manning (Florida 1996)

Longest pass play—90, Casey Clausen to Mark Jones (Georgia 2003)

## INDIVIDUAL SEASON

Attempts—519, Erik Ainge 2007

Completions—325, Erik Ainge 2007

Completion percentage—

- Min. 100 atts.—64.9, Daryl Dickey 1985 (85 of 131)
- Min. 200 atts.—64.6, Heath Shuler 1993 (184 of 285)
- Min. 300 atts.—67.0, Erik Ainge 2006 (233 of 348)
- Min. 400 atts.—62.6, Erik Ainge 2007 (325 of 519)

Yards—3,819, Peyton Manning 1997

Touchdown passes—36, Peyton Manning 1997

Consecutive games throwing TD pass—12, Heath Shuler 1993

Consecutive completions—24, Tee Martin 1998 (1 vs. Alabama, 23 vs. South Carolina)

Consecutive attempts without interception—143, Casey Clausen 2003

Passes had intercepted—16, Jimmy Streater 1979

Lowest interception percentage—

- Min. 100 atts.—0.76, Daryl Dickey 1985 (1 in 131 atts.)
- Min. 200 atts.—1.05, Peyton Manning 1995 (4 in 380 atts.)
- Min. 300 atts.—1.05, Peyton Manning 1995 (4 in 380 atts.)
- Min. 400 atts.—1.93, Erik Ainge 2007 (10 in 519 atts.)

## INDIVIDUAL CAREER

Attempts—1,381, Peyton Manning 1994-97

Completions—863, Peyton Manning 1994-97

Completion percentage—

- Min. 100 atts.—63.0, Daryl Dickey 1981-85 (102 of 162)
- Min. 400 atts.—62.5, Peyton Manning 1994-97 (863 of 1,381)
- Min. 500 atts.—62.5, Peyton Manning 1994-97 (863 of 1,381)
- Min. 750 atts.—62.5, Peyton Manning 1994-97 (863 of 1,381)

Yards—11,201, Peyton Manning 1994-97

Touchdown passes—89, Peyton Manning 1994-97

Consecutive games throwing TD pass—18, Heath Shuler Oct. 17, 1992-Jan. 1, 1994

Passes had intercepted—38, Andy Kelly 1988-91

Lowest interception percentage—

- Min. 150 atts.—1.23, Daryl Dickey 1981-85 (2 in 162 atts.)
- Min. 400 atts.—2.34, Heath Shuler 1991-93 (12 in 513 atts.)
- Min. 500 atts.—2.34, Heath Shuler 1991-93 (12 in 513 atts.)
- Min. 750 atts.—2.39, Peyton Manning 1994-97 (33 in 1,381 atts.)

## ATTEMPTS

### GAME

1.	65	Peyton Manning vs. Florida	1996
2.	60	Andy Kelly vs. Notre Dame	1990
3.	59	A.J. Suggs at LSU (OT)	2000
4.	56	Andy Kelly at Florida	1991
5.	55	Casey Clausen vs. Clemson*	2004
		55 Andy Kelly vs. Colorado*	1990
7.	54	Tyler Bray vs. Missouri	2012
8.	53	Peyton Manning vs. So. Miss.	1997
9.	51	Peyton Manning at Florida	1997
10.	48	Tyler Bray at Florida	2011
11.	47	Joshua Dobbs at Texas A&M	2016
		47 Tyler Bray vs. Troy	2012
		47 Erik Ainge at California	2007
		47 Casey Clausen at Auburn	2003
15.	46	Erik Ainge vs. Alabama	2006
		46 Peyton Manning at Arkansas	1995
17.	45	Erik Ainge at Kentucky	2007
		45 Bubba Wyche at Auburn	1968
		45 Tyler Bray at Georgia	2012

### SEASON

1.	519	Erik Ainge	2007
2.	477	Peyton Manning	1997
3.	451	Tyler Bray	2012
4.	412	Casey Clausen	2003
5.	384	Jonathan Crompton	2009
6.	380	Peyton Manning	1996
		380 Peyton Manning	1995
8.	361	Andy Kelly	1991
9.	357	Joshua Dobbs	2016
10.	354	Casey Clausen	2001
11.	348	Erik Ainge	2006
12.	344	Joshua Dobbs	2015
13.	314	Jeff Francis	1988
14.	310	Casey Clausen	2002
15.	305	Tee Martin	1999

### CAREER

1.	1,381	Peyton Manning	1994-97
2.	1,270	Casey Clausen	2000-03
3.	1,210	Erik Ainge	2004-07
4.	999	Joshua Dobbs	2013-16
5.	922	Tyler Bray	2010-12
6.	846	Andy Kelly	1988-91
7.	768	Jeff Francis	1985-88
8.	629	Jonathan Crompton	2006-09
9.	588	Tee Martin	1996-99
10.	568	Alan Cockrell	1981-83
11.	558	Justin Worley	2011-14
12.	513	Heath Shuler	1991-93

# COMPLETIONS

## GAME

1.	37	Tyler Bray vs. Missouri (OT)	2012
		37 A.J. Suggs at LSU (OT)	2000
		37 Peyton Manning vs. Florida	1996
4.	35	Peyton Manning vs. So. Miss.	1997
		35 Peyton Manning at Arkansas	1995
		35 Andy Kelly vs. Notre Dame	1990
7.	34	Tyler Bray vs. Cincinnati	2011
8.	33	Andy Kelly at Florida	1991
		33 Andy Kelly vs. Colorado*	1990
10.	32	Erik Ainge at California	2007
11.	31	Joshua Dobbs at Vanderbilt	2016
		31 Casey Clausen vs. Clemson*	2004
		31 Peyton Manning vs. Georgia	1997
		31 Peyton Manning at Georgia	1996
15.	30	Casey Clausen vs. Florida	2002
		30 Casey Clausen at Auburn	2003

## SEASON

1.	325	Erik Ainge	2007
2.	287	Peyton Manning	1997
3.	268	Tyler Bray	2012
4.	244	Peyton Manning	1995
5.	243	Peyton Manning	1996
6.	233	Erik Ainge	2006
		233 Casey Clausen	2003
8.	228	Andy Kelly	1991
9.	227	Casey Clausen	2001
10.	225	Joshua Dobbs	2016
11.	224	Jonathan Crompton	2009

## CAREER

1.	863	Peyton Manning	1994-97
2.	775	Casey Clausen	2000-03
3.	733	Erik Ainge	2004-07
4.	614	Joshua Dobbs	2013-16
5.	540	Tyler Bray	2010-12
6.	514	Andy Kelly	1988-91
7.	476	Jeff Francis	1985-88
8.	348	J. Crompton	2006-09
9.	329	Justin Worley	2011-14
10.	326	Tee Martin	1996-99
11.	317	Alan Cockrell	1981-83
12.	316	Heath Shuler	1991-93

## CONSECUTIVE COMPLETIONS

1.	24	Tee Martin vs. Alabama/at USC	1998
2.	15	E. Ainge vs. Air Force	2006
3.	14	Tyler Bray vs. Georgia State/Florida	2012
4.	13	Justin Worley vs. Utah State	2014
		13 Casey Clausen vs. Kentucky	2000
		13 Jeff Francis vs. Indiana*	1987
7.	12	Peyton Manning at Kentucky	1997
8.	11	Joshua Dobbs vs. Tennessee Tech at Vanderbilt	2016
		11 Heath Shuler vs. Louisville	1993

## YARDS

### ■ HALF

1.	313	Tyler Bray vs. Troy (1)	2012
2.	308	Tyler Bray at Memphis (1)	2010
3.	305	J. Crompton vs. Memphis (1)	2009
4.	285	P. Manning vs. N'western* (1)	1997
5.	282	Tyler Bray vs. Cincinnati (1)	2011
	282	Bobby Scott vs. Florida (1)	1970
7.	278	P. Manning at Kentucky (1)	1997
	278	Jeff Francis at Alabama (1)	1987
9.	277	P. Manning vs. Florida (2)	1996
10.	271	Erik Ainge at Kentucky (2)	2007
11.	265	Tyler Bray vs. Mississippi (1)	2010

### ■ GAME

1.	530	Tyler Bray vs. Troy	2012
2.	523	Peyton Manning at Kentucky	1997
3.	492	Peyton Manning vs. Florida	1996
4.	408	Peyton Manning vs. N'western*	1996
5.	405	Tyler Bray vs. Cincinnati	2011
6.	404	Tyler Bray vs. Missouri	2012
7.	401	Tyler Bray vs. Akron	2012
8.	399	Peyton Manning vs. So. Miss.	1997
	399	Andy Kelly vs. Notre Dame	1990
10.	398	Joshua Dobbs at Texas A&M	2016
11.	397	Erik Ainge at Kentucky (OT)	2007
12.	393	Casey Clausen vs. Michigan	2001
13.	392	Andy Kelly at Florida	1991
14.	387	Tony Robinson vs. UCLA	1985
15.	385	Bobby Scott vs. Florida	1970
16.	384	Casey Clausen vs. Clemson*	2004
	384	Peyton Manning at Arkansas	1995
18.	373	Peyton Manning vs. Auburn	1997
19.	371	Peyton Manning at Georgia	1996
	371	Tony Robinson vs. Florida	1984
21.	368	Andy Kelly vs. Colorado	1990
	368	Tyler Bray at So. Carolina	2012

### ■ SEASON

1.	3,819	Peyton Manning	1997
2.	3,612	Tyler Bray	2012
3.	3,522	Erik Ainge	2007
4.	3,287	Peyton Manning	1996
5.	2,989	Erik Ainge	2006
6.	2,969	Casey Clausen	2001
7.	2,968	Casey Clausen	2003
8.	2,954	Peyton Manning	1995
9.	2,946	Joshua Dobbs	2016
10.	2,800	Jonathan Crompton	2009
11.	2,759	Andy Kelly	1991
12.	2,353	Heath Shuler	1993

### ■ CAREER

1.	11,201	Peyton Manning	1994-97
2.	9,707	Casey Clausen	2000-03
3.	8,700	Erik Ainge	2004-07
4.	7,444	Tyler Bray	2010-12
5.	7,138	Joshua Dobbs	2013-16
6.	6,397	Andy Kelly	1988-91
7.	5,867	Jeff Francis	1985-88
8.	4,592	Tee Martin	1996-99
9.	4,187	Jonathan Crompton	2006-09
10.	4,088	Heath Shuler	1991-93
11.	3,823	Alan Cockrell	1981-83

## TOUCHDOWNS

### ■ GAME

1.	7	Erik Ainge at Kentucky (OT)	2007
2.	5	Tyler Bray vs. Troy	2012
	5	Tyler Bray at Memphis	2010
	5	Jonathan Crompton vs. Memphis	2009
	5	Jonathan Crompton vs. WKU	2009
	5	Casey Clausen vs. Mississippi St.	2003
	5	Casey Clausen vs. Memphis	2001
	5	Casey Clausen vs. Arkansas	2000
	5	Peyton Manning at Kentucky	1997
	5	Peyton Manning vs. Texas Tech	1997
	5	Heath Shuler at Florida	1993
	5	Andy Kelly vs. Kentucky	1990

### ■ SEASON

1.	36	Peyton Manning	1997
2.	34	Tyler Bray	2012
3.	31	Erik Ainge	2007
4.	27	Joshua Dobbs	2016
	27	Jonathan Crompton	2009
	27	Casey Clausen	2003
7.	25	Heath Shuler	1993
8.	22	Casey Clausen	2001
	22	Peyton Manning	1995
10.	20	Peyton Manning	1996
11.	19	Erik Ainge	2006
		Tee Martin	1998

### ■ CAREER

1.	89	Peyton Manning	1994-97
2.	75	Casey Clausen	2000-03
3.	72	Erik Ainge	2004-07
4.	69	Tyler Bray	2010-12
5.	53	Joshua Dobbs	2013-16
5.	36	Jonathan Crompton	2006-09
	36	Heath Shuler	1991-93
	36	Andy Kelly	1988-91
8.	32	Tee Martin	1996-99
	32	Bobby Scott	1968-70
10.	31	Jeff Francis	1985-88

## LONGEST PASS PLAYS

1.	90	Casey Clausen to Mark Jones vs. Georgia	2003
2.	87	Andy Kelly to Carl Pickens vs. Auburn	1991
3.	85	Alan Cockrell to Clyde Duncan vs. Vanderbilt	1983
	85	Jimmy Streater to Anthony Hancock vs. Vanderbilt	1979
5.	84	Erik Ainge to Robert Meachem at Memphis	2006
	84	Andy Kelly to Anthony Morgan vs. Arkansas*	1989
7.	82	Andy Kelly to Alvin Harper at Auburn	1990
	82	Bobby Scott to Lester McClain at Memphis State	1969
9.	81	Tyler Bray to Justin Hunter vs. Montana	2011
	+81	Condredge Holloway to Tommy West at Vanderbilt	1974
11.	80	Tyler Bray to Justin Hunter vs. Mississippi	2011
	80	Erik Ainge to Robert Meachem vs. California	2006
	80	Casey Clausen to Donte Stallworth vs. Vanderbilt	2001
	80	Peyton Manning to Peerless Price vs. Kentucky	1996
	80	Peyton Manning to Joey Kent at Alabama	1995

80	Steve Alatorre to Willie Gault vs. Vanderbilt	1981
80	Alan Cockrell to Lenny Taylor at Alabama	1983
80	Alan Cockrell to Clyde Duncan at Alabama	1983

\*Non-Scoring Play

## CONSECUTIVE GAMES THROWING TD PASS

1.	18	Heath Shuler	10/17/1992-1/1/1994
2.	13	Tony Robinson	9/29/1984-10/12/1985
3.	12	Casey Clausen	11/3/2001-10/5/2002
4.	11	Erik Ainge	9/5/2004-9/15/2005
	11	Peyton Manning	1/1/1996-11/23/1996
6.	10	Tyler Bray	10/30/2010-10/8/2011
	10	Andy Kelly	11/10/1990-10/12/1991

## CONSECUTIVE ATTEMPTS W/O INTERCEPTION

1.	143	Casey Clausen	2003
2.	142	Jonathan Crompton	2009
3.	136	Erik Ainge	2006
4.	132	Peyton Manning	1995
5.	118	Erik Ainge	2007
6.	117	Tyler Bray	2012
7.	106	Nick Stephens	2008
	106	Daryl Dickey	1985

\*Neutral Site

## 400-YARD GAMES

### ■ SEASON

1.	3	Tyler Bray	2012
2.	2	Peyton Manning	1997
3.	1	Tyler Bray	2011

### ■ CAREER

1.	4	Tyler Bray	2010-12
2.	3	Peyton Manning	1994-97

## 300-YARD GAMES

### ■ SEASON

1.	10	Peyton Manning	1997
2.	6	Tyler Bray	2012
3.	4	Tyler Bray	2010
	4	Peyton Manning	1996
	4	Peyton Manning	1995
	4	Andy Kelly	1991
7.	3	Joshua Dobbs	2016
	3	Erik Ainge	2007
	3	Erik Ainge	2006
	3	Casey Clausen	2003
	3	Casey Clausen	2001

### ■ CAREER

1.	18	Peyton Manning	1994-97
2.	12	Tyler Bray	2010-12
3.	7	Casey Clausen	2000-03
4.	6	Erik Ainge	2004-07
5.	5	Joshua Dobbs	2013-16
	5	Andy Kelly	1988-91

## 300-YARD GAMES

Yards	Name	Opponent	Year
530	Tyler Bray	Troy	2012
523	Peyton Manning	Kentucky	1997
492	Peyton Manning	Florida	1996
408	Peyton Manning	Northwestern (Citrus Bowl)	1997
405	Tyler Bray	Cincinnati	2011
404	Tyler Bray	Missouri	2012
401	Tyler Bray	Akron	2012
399	Peyton Manning	Southern Mississippi	1997
399	Andy Kelly	Notre Dame	1990
398	Joshua Dobbs	Texas A&M	2016
397	Erik Ainge	Kentucky	2007
393	Casey Clausen	Michigan (Citrus Bowl)	2001
392	Andy Kelly	Florida	1991
387	Tony Robinson	UCLA	1985
385	Bobby Scott	Florida	1970
384	Casey Clausen	Clemson (Peach Bowl)	2004
384	Peyton Manning	Arkansas	1995
373	Peyton Manning	Auburn	1997
371	Peyton Manning	Georgia	1996
371	Tony Robinson	Florida	1984
368	Tyler Bray	South Carolina	2012
368	Andy Kelly	Colorado	1990
365	Erik Ainge	Wisconsin (Outback Bowl)	2008
362	Casey Clausen	Kentucky	2000
362	Peyton Manning	South Carolina	1996
358	Jeff Francis	Alabama	1987
355	Casey Clausen	Auburn	2003
355	Heath Shuler	Florida	1993
355	Andy Kelly	Auburn	1991
354	Tyler Bray	Kentucky	2010
354	Jeff Francis	Georgia	1988
353	Peyton Manning	Florida	1997
349	Rick Clausen	Kentucky	2004
349	Peyton Manning	Georgia	1995
343	Peyton Manning	Georgia	1997
342	Tyler Bray	Buffalo	2011
342	Casey Clausen	Mississippi State	2003
341	Peyton Manning	UCLA	1997
340	Joshua Dobbs	Vanderbilt	2016
338	Bubba Wyche	Auburn	1968
334	Erik Ainge	Arkansas State	2007
334	Jeff Francis	Army	1986
333	Tyler Bray	North Carolina State	2012
333	Erik Ainge	Air Force	2006
332	Casey Clausen	LSU (SEC Title Game)	2001
331	Jonathan Crompton	Memphis	2009



Tyler Bray set the UT record for most passing yards in a single game when he threw for 530 yards against Troy on Nov. 3, 2012.

330	Andy Kelly	Mississippi State	1991
326	Peyton Manning	Florida	1995
325	Tyler Bray	Memphis	2010
324	Erik Ainge	Memphis	2006
324	Peyton Manning	Mississippi	1997
323	Tyler Bray	Mississippi	2010
319	Joshua Dobbs	Florida	2016
319	A.J. Suggs	LSU	2000
319	Andy Kelly	Memphis State	1991
319	Steve Alatorre	Vanderbilt	1981
317	Peyton Manning	Kentucky	1996
315	Tee Martin	South Carolina	1998
315	Steve Alatorre	Wisconsin (Garden State Bowl)	1981
312	Joshua Dobbs	Georgia	2015
312	Tyler Bray	No. Carolina (Music City Bowl)	2010
311	Tee Martin	Arkansas	1999
310	Tyler Bray	Georgia State	2012
310	Jonathan Crompton	Georgia	2009
310	Rick Clausen	Georgia	2005
310	Peyton Manning	Texas Tech	1997
309	Casey Clausen	LSU	2001
309	Jeff Francis	Alabama	1986
307	Heath Shuler	Arkansas	1993
304	Peyton Manning	Alabama	1997
302	Erik Ainge	Alabama	2006
301	Joshua Dobbs	South Carolina	2014
301	Peyton Manning	Alabama	1995
300	Andy Kelly	Kentucky	1990
300	Tony Robinson	Florida	1985

## WINS BY STARTING QUARTERBACKS

Name (Years)	Overall	Pct.	Home	Road	Neutral
Peyton Manning (1994-97)	39-6-0	.867	22-2-0	13-3-0	4-1-0
Casey Clausen (2000-03)	34-10-0	.773	18-5-0	14-1-0	2-4-0
Erik Ainge (2004-07)	27-10-0	.730	15-4-0	11-4-0	1-2-0
Andy Kelly (1988-91)	24-5-2	.790	14-2-0	8-2-1	2-1-1
Condredge Holloway (1972-74)	23-9-2	.705	13-3-1	6-5-1	4-1-0
Joshua Dobbs (2013-16)	23-12-0	.647	12-6-0	6-6-0	5-0-0
Tee Martin (1996-99)	22-3-0	.880	13-0-0	7-2-0	2-1-0
Bobby Scott (1968-70)	20-3-0	.869	11-0-0	7-2-0	2-1-0
Jeff Francis (1985-88)	20-12-1	.621	10-7-1	7-5-0	3-0-0
Heath Shuler (1991-93)	19-5-0	.792	11-2-0	7-2-0	1-1-0
Dewey Warren (1965-67)	19-6-0	.760	9-2-0	6-3-0	4-1-0
Alan Cockrell (1981-83)	17-8-1	.673	11-4-0	4-3-1	2-1-0
Tyler Bray (2010-12)	13-11-0	.542	10-4-0	2-6-0	1-1-0
Jimmy Streater (1977-79)	13-12-2	.646	11-5-1	2-7-0	0-1-0
Randy Wallace (1974-76)	12-10-0	.545	8-6-0	4-4-0	0-0-0
Bubba Wyche (1967-68)	10-2-1	.807	6-0-1	4-1-0	0-1-0
Tony Robinson (1983-85)	10-5-1	.656	6-2-1	4-2-0	0-1-0
Jonathan Crompton (2006-09)	10-9-0	.526	8-3-0	2-5-0	0-1-0

Note: Quarterback not listed as position prior to 1964.



Vol quarterback Peyton Manning holds most of UT's total offense and passing records and has the most wins by a starting QB with 39.

## CAREER YARDS LEADERS

### 1. PEYTON MANNING, QB (1994-97), NEW ORLEANS, LA.

	Att.	Comp.	Pct.	Yards	TDs
1994	144	89	61.8	1,141	11
1995	380	244	64.2	2,954	22
1996	380	243	63.9	3,287	20
1997	477	287	60.2	3,819	36
<b>TOTALS</b>	<b>1,381</b>	<b>863</b>	<b>62.5</b>	<b>11,201</b>	<b>89</b>

### 2. CASEY CLAUSEN, QB (2000-03), NORTHRIDGE, CALIF.

	Att.	Comp.	Pct.	Yards	TDs
2000	194	121	64.2	1,473	15
2001	354	227	64.1	2,969	22
2002	310	194	62.6	2,297	11
2003	412	233	56.6	2,968	27
<b>TOTALS</b>	<b>1,270</b>	<b>775</b>	<b>61.0</b>	<b>9,707</b>	<b>75</b>

### 3. ERIK ANGE, QB (2004-07), HILLSBORO, ORE.

	Att.	Comp.	Pct.	Yards	TDs
2004	198	109	55.1	1,452	17
2005	145	66	45.5	737	5
2006	348	233	67.0	2,989	19
2007	519	325	62.9	3,522	31
<b>TOTALS</b>	<b>1,210</b>	<b>733</b>	<b>60.6</b>	<b>8,700</b>	<b>72</b>

### 4. TYLER BRAY, QB (2010-12), KINGSBURG, CALIF.

	Att.	Comp.	Pct.	Yards	TDs
2010	224	125	55.8	1,849	18
2011	247	147	59.5	1,983	17
2012	451	268	59.4	3,612	34
<b>TOTALS</b>	<b>922</b>	<b>540</b>	<b>58.6</b>	<b>7,444</b>	<b>69</b>

### 5. JOSHUA DOBBS, QB (2013-16), ALPHARETTA, GA.

	Att.	Comp.	Pct.	Yards	TDs
2013	121	72	59.5	695	2
2014	177	112	63.3	1,206	9
2015	344	205	59.6	2,291	15
2016	357	225	63.0	2,946	27
<b>TOTALS</b>	<b>999</b>	<b>614</b>	<b>61.5</b>	<b>7,138</b>	<b>53</b>

### 6. ANDY KELLY, QB (1988-91), DAYTON, TENN.

	Att.	Comp.	Pct.	Yards	TDs
1988	25	15	60.0	98	0
1989	156	92	59.0	1,299	7
1990	304	179	58.9	2,241	14
1991	361	228	63.2	2,759	15
<b>TOTALS</b>	<b>846</b>	<b>514</b>	<b>60.8</b>	<b>6,397</b>	<b>36</b>

### Others

	Att.	Comp.	Pct.	Yds.	TDs
7. Jeff Francis, 1985-88, Mt. Prospect, Ill.	768	476	62.0	5,867	31
8. Tee Martin, 1996-99, Mobile, Ala.	588	326	55.4	4,592	32
9. Jonathan Crompton, 2006-09, Waynesville, N.C.	629	348	55.3	4,187	36
10. Heath Shuler, 1991-93, Bryson City, N.C.	513	316	61.6	4,088	36
11. Alan Cockrell, 1981-83, Joplin, Mo.	568	317	55.8	3,823	26
12. Justin Worley, 2011-14, Rock Hill, S.C.	558	329	59.0	3,556	23
13. Jimmy Streater, 1976-79, Sylva, N.C.	467	241	51.6	3,433	17
14. Bobby Scott, 1968-70, Rossville, Ga.	498	236	47.4	3,371	32
15. Dewey Warren, 1965-67, Savannah, Ga.	440	258	58.6	3,357	27
16. Tony Robinson, 1982-85, Tallahassee, Fla.	411	253	61.6	3,332	23

## YEAR-BY-YEAR LEADERS

Year	Name	Att.	Comp.	Int.	Pct.	TD	Yds.	Avg.*
1950	Hank Lauricella	72	23	7	31.9	5	364	--
1951	Hank Lauricella	51	24	5	47.1	5	352	--
1952	Pat Shires	38	15	3	39.5	4	252	--
1953	Jimmy Wade	63	25	7	39.7	5	451	--
1954	Johnny Majors	24	8	4	33.3	0	107	--
1955	Johnny Majors	65	36	5	55.4	5	476	--
1956	Johnny Majors	59	36	3	61.0	5	552	--
1957	Bobby Gordon	40	20	7	50.0	2	260	--
1958	Bill Majors	25	17	1	68.0	2	215	--
1959	Gene Etter	36	22	4	61.1	3	298	--
1960	Glenn Glass	26	11	2	42.3	2	167	--
1961	Mallon Faircloth	52	31	0	59.6	8	460	--
1962	Bobby Morton	40	20	0	50.0	3	305	--
1963	Mallon Faircloth	75	31	6	41.3	3	509	--
1964	Art Galiffa	59	29	4	49.2	1	338	--
1965	Dewey Warren	79	44	4	55.7	3	588	--
1966	Dewey Warren	229	136	7	59.0	18	1,716	--
1967	Dewey Warren	132	78	5	59.1	6	1,053	--
1968	Bubba Wyche	237	134	7	56.1	14	1,539	--
1969	Bobby Scott	191	92	9	48.2	14	1,352	--
1970	Bobby Scott	252	118	15	46.9	14	1,697	154.3
1971	Jim Maxwell	102	46	8	45.0	1	544	49.5
1972	Condredge Holloway	120	73	3	60.8	3	807	80.7
1973	Condredge Holloway	154	89	4	57.8	10	1,149	104.5
1974	Condredge Holloway	133	76	5	57.1	5	1,146	104.2
1975	Randy Wallace	145	72	11	49.7	8	1,318	109.8
1976	Randy Wallace	130	68	6	52.4	4	1,046	95.1
1977	Jimmy Streater	105	59	4	56.2	4	742	74.2
1978	Jimmy Streater	198	101	10	51.0	4	1,418	128.9
1979	Jimmy Streater	161	80	16	49.7	9	1,256	139.5
1980	Steve Alatorre	119	58	10	48.7	5	747	74.7
1981	Steve Alatorre	154	81	10	52.6	8	1,171	117.1
1982	Alan Cockrell	294	174	15	59.2	12	2,021	183.7
1983	Alan Cockrell	243	128	10	52.7	13	1,683	153.0
1984	Tony Robinson	253	156	9	61.1	14	1,963	196.3
1985	Tony Robinson	143	91	7	63.6	8	1,246	249.2
1986	Jeff Francis	233	150	6	64.4	9	1,946	176.9
1987	Jeff Francis	201	121	8	60.2	8	1,512	168.0
1988	Jeff Francis	314	191	11	60.8	13	2,237	203.3
1989	Andy Kelly	156	92	9	59.0	7	1,299	129.9
1990	Andy Kelly	304	179	14	58.9	14	2,241	186.8
1991	Andy Kelly	361	228	15	63.1	15	2,759	250.8
1992	Heath Shuler	224	130	4	58.0	10	1,712	155.6
1993	Heath Shuler	285	184	8	64.6	25	2,353	213.9
1994	Peyton Manning	144	89	6	61.8	11	1,141	114.1
1995	Peyton Manning	380	244	4	64.2	22	2,954	268.5
1996	Peyton Manning	380	243	12	63.9	20	3,287	298.8
1997	Peyton Manning	477	287	11	60.2	36	3,819	318.3
1998	Tee Martin	267	153	6	57.3	19	2,164	180.3
1999	Tee Martin	305	165	9	54.1	12	2,317	210.6
2000	Casey Clausen	194	121	6	62.4	15	1,473	163.7
2001	Casey Clausen	354	227	9	64.1	22	2,969	247.4
2002	Casey Clausen	310	194	7	62.6	11	2,297	208.8
2003	Casey Clausen	412	233	9	56.6	27	2,968	228.3
2004	Erik Ange	198	109	9	55.1	17	1,452	161.3
2005	Rick Clausen	209	120	6	57.4	6	1,441	160.1
2006	Erik Ange	348	233	9	67.0	19	2,989	240.6
2007	Erik Ange	519	325	10	62.9	31	3,522	251.6
2008	Jonathan Crompton	167	86	5	51.5	4	889	111.1
2009	Jonathan Crompton	384	224	13	58.3	27	2,800	215.4
2010	Tyler Bray	224	125	10	55.8	18	1,849	205.4
2011	Tyler Bray	247	147	6	59.5	17	1,983	283.3
2012	Tyler Bray	451	268	12	59.4	34	3,612	301.0
2013	Justin Worley	196	109	8	55.6	10	1,239	154.9
2014	Justin Worley	252	157	8	62.3	12	1,579	225.6
2015	Joshua Dobbs	344	205	5	59.6	15	2,291	176.2
2016	Joshua Dobbs	357	225	12	63.0	27	2,946	226.6
2017	Quinten Dormady	137	76	6	55.5	6	925	154.2

\*NCAA began compiling per-game averages in 1970.





# RUSHING

## INDIVIDUAL GAME

Attempts—41, Johnnie Jones (Rutgers 1983);

Travis Stephens (Arkansas 2001)

Yards—294, Chuck Webb (Mississippi 1989)

Yards (QB) — 190 Joshua Dobbs vs. Missouri 2016

Yards, half—200, Tony Thompson (Mississippi State 1990)

Average per rush—

Min. 8 rushes—19.0, Joshua Dobbs (Missouri 2016; 10 for 190 yards)

Min. 10 rushes—19.0, Joshua Dobbs (Missouri 2016; 10 for 190 yards)

Min. 20 rushes—11.3, Tony Thompson (Miss State 1990; 22 for 248 yards)

Min. 30 rushes—8.4, Chuck Webb (Mississippi 1989; 35 for 294)

Min. 40 rushes—5.7, Johnnie Jones (Rutgers 1983; 41 for 234)

Touchdowns rushing—5, Gene McEver (South Carolina 1929); Modern—4, Bob Lund (Vanderbilt 1945); Harold Payne (Washington & Lee 1951); Hubert Simpson (Notre Dame 1979); Tony Thompson (Vanderbilt 1990); James Stewart (Georgia 1994)

Consecutive attempts—\*16, William Howard (Mississippi 1986)

Longest rush from scrimmage—99, Kelsey Finch (Florida 1977)

## INDIVIDUAL SEASON

Attempts—291, Travis Stephens 2001

Yards—1,464, Travis Stephens 2001

Yards (QB) — 831, Joshua Dobbs, 2016

Yards per game—130.7, Jay Graham 1995 (1,438 yards in 11 games)

100-yard games—11, Jay Graham 1995

Highest avg. per rush—

Min. 100 rushes—7.94, Hank Lauricella 1951 (111 for 881 yards)

Min. 200 rushes—5.91, Chuck Webb 1989 (209 for 1,236 yards)

Touchdowns rushing—18, Gene McEver 1929

Modern record—17, Reggie Cobb 1987

Touchdowns (QB) —12, Joshua Dobbs 2016

## INDIVIDUAL CAREER

Attempts—650, Arian Foster 2005-08

Yards—3,078, Travis Henry 1997-2000

Yards (QB) — 2,160, Joshua Dobbs 2013-16

Average per rush (min. 250 rushes)—6.67, Charlie Garner 1992-93 (313 for 2,089 yards)

Average per game—103.0, Jamal Lewis 1997-99 (2,677 yards, 26 games)

100-yard games—15, Travis Henry 1997-2000

Touchdowns rushing—37, Gene McEver 1928-31

Modern record—35, James Stewart 1991-94

Touchdowns (QB)— 32, Joshua Dobbs 2013-16

# ATTEMPTS

## GAME

1.	41	Travis Stephens at Arkansas	2001
	41	Johnnie Jones at Rutgers	1983
3.	40	Arian Foster vs. Vanderbilt	2005
4.	39	M. Hardesty at Kentucky	2009
	39	Jay Graham vs. Vanderbilt	1995
6.	38	James Stewart vs. Miss.	1991
7.	37	Travis Henry vs. Florida	2000
8.	36	Jamal Lewis vs. Vanderbilt	1997
9.	35	Chuck Webb vs. Mississippi	1989
	35	Hubert Simpson at Kentucky	1979
11.	34	Jalen Hurd at Missouri	2015
	34	Travis Stephens vs. LSU	2001
	34	William Howard vs. Miss. St.	1986
14.	33	Travis Stephens at Alabama	2001
	33	Tony Thompson vs. Vand.	1989
	33	Bill Majors at Vanderbilt	1958
17.	32	M. Hardesty vs. Vanderbilt	2009
	32	Cedric Houston at Miss. St.	2002
	32	Travis Henry vs. Arkansas	1998
	32	Bobby Gordon vs. Texas A&M*	1957

## SEASON

1.	291	Travis Stephens	2001
2.	282	Montario Hardesty	2009
3.	277	Jalen Hurd	2015
4.	272	Jay Graham	1995
5.	253	Travis Henry	2000
6.	245	Arian Foster	2007
7.	237	Reggie Cobb	1987
8.	232	Jamal Lewis	1997
9.	229	Johnnie Jones	1984
10.	219	Tony Thompson	1990
11.	215	Rajion Neal	2013
12.	209	Chuck Webb	1989

## CAREER

1.	650	Arian Foster	2005-08
2.	589	Jalen Hurd	2014-16
3.	560	Montario Hardesty	2005-09
4.	556	Travis Henry	1997-2000
5.	540	Jay Graham	1993-96
6.	531	James Stewart	1991-94
7.	529	Curt Watson	1969-71
8.	517	Johnnie Jones	1981-84
9.	501	Cedric Houston	2001-04
10.	488	Travis Stephens	1997-2001
11.	487	Jamal Lewis	1997-99
12.	445	Reggie Cobb	1987-89
13.	444	Rajion Neal	2010-13

# YARDS

## GAME (100-YD GAMES ON NEXT PAGE)

1.	294	Chuck Webb vs. Mississippi	1989
2.	250	Chuck Webb vs. Arkansas*	1989
3.	248	Tony Thompson at Miss. St.	1990
	248	Johnnie Jones vs. Vandy	1983
5.	236	Tony Thompson at Vandy	1990
6.	234	Johnnie Jones at Rutgers	1983
7.	232	Jamal Lewis vs. Georgia	1997
8.	226	Travis Stephens at Florida	2001
9.	225	Reggie Cobb vs. Auburn	1989
10.	223	Arian Foster vs. Vandy	2005
11.	215	James Stewart vs. Mississippi	1991
12.	214	Travis Henry vs. Arkansas	2000
13.	211	Jay Graham vs. Vanderbilt	1995
	211	James Stewart at Georgia	1994
15.	206	Travis Stephens at Ark.	2001

## GAME (QUARTERBACK)

1.	190	Joshua Dobbs vs. Missouri	2016
2.	166	Joshua Dobbs at S.Carolina	2014
3.	150	Jimmy Streater vs. California	1977
4.	147	Joshua Dobbs vs. Kentucky	2016
5.	136	Joshua Dobbs at Florida	2015
6.	118	Joshua Dobbs vs. Nebraska	2016
	118	Joshua Dobbs vs. Georgia	2015
8.	106	Joshua Dobbs vs. Va. Tech	2016
9.	106	Jimmy Streater vs. Auburn	1979
10.	103	Phil Pierce at Florida	1971
11.	103	Jimmy Streater vs. Ga. Tech	1979

## SEASON (1,000-YARD SEASONS)

1.	1,464	Travis Stephens	2001
2.	1,438	Jay Graham	1995
3.	1,364	Jamal Lewis	1997
4.	1,345	Montario Hardesty	2009
5.	1,314	Travis Henry	2000
6.	1,290	Johnnie Jones	1984
7.	1,288	Jalen Hurd	2015
8.	1,261	Tony Thompson	1990
9.	1,236	Chuck Webb	1989
10.	1,197	Reggie Cobb	1987
11.	1,193	Arian Foster	2007
12.	1,161	Charlie Garner	1993
13.	1,124	Rajion Neal	2013
14.	1,116	Johnnie Jones	1983
15.	1,107	Gerald Riggs, Jr.	2004
16.	1,034	Tauren Poole	2010
17.	1,028	James Stewart	1994
18.	1,005	Cedric Houston	2004

## SEASON (QUARTERBACK)

1.	831	Joshua Dobbs	2016
2.	671	Joshua Dobbs	2015
3.	593	Jimmy Streater	1978
4.	469	Joshua Dobbs	2014
5.	433	Condredge Holloway	1973

## CAREER

1.	3,078	Travis Henry	1997-2000
2.	2,964	Arian Foster	2005-08
3.	2,890	James Stewart	1991-94
4.	2,852	Johnnie Jones	1981-84
5.	2,677	Jamal Lewis	1997-99
6.	2,638	Jalen Hurd	2014-16
7.	2,634	Cedric Houston	2001-04
8.	2,609	Jay Graham	1993-96
9.	2,391	Montario Hardesty	2005-09
10.	2,364	Curt Watson	1969-71
11.	2,360	Reggie Cobb	1987-89
12.	2,336	Travis Stephens	1997-2001
13.	2,163	Rajion Neal	2010-13
14.	2,160	Joshua Dobbs	2013-16
15.	2,091	Charlie Garner	1992-93
16.	2,061	Aaron Hayden	1991-94

## CAREER (QUARTERBACK)

1.	2,160	Joshua Dobbs	2013-16
2.	1,374	Jimmy Streater	1976-79
3.	966	Condredge Holloway	1972-74
4.	614	Tee Martin	1996-99



## TOUCHDOWNS

### ■ GAME

1.	5	Gene McEver vs. S. Carolina	1929
2.	4	John Kelly vs. Georgia Tech	2017
	4	James Stewart at Georgia	1994
	4	Tony Thompson at Vand.	1990
	4	Hubert Simpson vs. N. Dame	1979
	4	Harold Payne vs. Wash. & Lee	1951
	4	Bob Lund vs. Vanderbilt	1945
7.	3	Many times, last: Joshua Dobbs vs. Nebraska	2016

### ■ SEASON

1.	18	Gene McEver	1929
2.	17	Reggie Cobb	1987
3.	16	Tony Thompson	1990
4.	14	William Howard	1986
	14	Harold Payne	1951
6.	13	Montario Hardesty	2009
	13	Haskel Stanback	1972
	13	Beattie Feathers	1933
9.	12	Joshua Dobbs	2016
	12	Jalen Hurd	2015
	12	Rajion Neal	2013
	12	Arian Foster	2007
	12	Jay Graham	1995
	12	Chuck Webb	1989
	12	Jimmy Wade	1953
	12	Beattie Feathers	1932

### ■ SEASON (QUARTERBACK)

1.	12	Joshua Dobbs	2016
2.	11	Joshua Dobbs	2015
	11	Heath Shuler	1992
4.	10	Jimmy Streater	1978
5.	9	Tee Martin	1999

### ■ CAREER

1.	37	Gene McEver	1928-31
2.	35	James Stewart	1991-94
3.	32	Joshua Dobbs	2013-16
4.	28	Stanley Morgan	1973-76
5.	27	Andy Kozar	1950-52
	27	Beattie Feathers	1931-33
7.	26	Montario Hardesty	2005-09
	26	Travis Henry	1997-2000
	26	Reggie Cobb	1987-89
10.	25	Jay Graham	1993-96
	25	Jimmy Streater (QB)	1976-79

### ■ CAREER (QUARTERBACK)

1.	32	Joshua Dobbs	2013-16
2.	25	Jimmy Streater	1976-79
3.	16	Tee Martin	1996-99
4.	14	Heath Shuler	1991-93
5.	12	Peyton Manning	1994-97
	12	Dewey Warren	1965-67

## LONGEST RUSHES

1.	99	Kelsey Finch at Florida	1977
2.	91	Dick Dodson vs. Transylvania	1927
3.	89	LaMarcus Coker vs. Marshall	2006
4.	87	LaMarcus Coker at Vandy	2006
	87	Dick Dorsey vs. Virginia Tech	1933
6.	+82	Steve Wold vs. Vanderbilt	1969
7.	81	Travis Henry vs. Kansas St*	2000
	81	Hank Lauricella vs. Tenn. Tech	1950
9.	80	G. Riggs, Jr. vs. Auburn (SEC)	2004
	80	Travis Stephens vs. Kentucky	2000
	80	Tony Thompson at Miss. St.	1990
	80	Jimmy Streater vs. California	1977
	80	Stanley Morgan at Kentucky	1975
	80	Johnny Majors at Miss. St.	1954

\*Non-scoring play; \*Neutral Site

## 100-YARD GAMES

### ■ SEASON

1.	11	Jay Graham	1995
2.	7	Travis Stephens	2001
	7	Travis Henry	2000
	7	Jamal Lewis	1997
	7	Chuck Webb	1989
6.	6	Jalen Hurd	2015
	6	Tauren Poole	2010
	6	Charlie Garner	1993
	6	James Stewart	1991
	6	Johnnie Jones	1984
	6	Johnnie Jones	1983

### ■ CAREER

1.	15	Travis Henry	1997-2000
2.	14	Jay Graham	1993-96
3.	13	Jamal Lewis	1997-99
	13	Johnnie Jones	1981-84
5.	11	Jalen Hurd	2014-16
6.	10	Cedric Houston	2001-04
	10	Charlie Garner	1992-93
	10	James Stewart	1991-94
	10	Reggie Cobb	1987-89
10.	9	Tauren Poole	2008-11
	9	Arian Foster	2005-08
12.	8	Gerald Riggs, Jr.	2002-05
	8	Travis Stephens	1997-2001
	8	Chuck Webb	1989-90
	8	Curt Watson	1969-71

## CONSECUTIVE 100-YARD GAMES

### ■ SEASON

1.	9	Jay Graham	1995
2.	6	Johnnie Jones	1984
3.	5	Arian Foster	2005
	5	Chuck Webb	1989

## MULTIPLE 100-YARD RUSHERS

### ■ GAME (3)

Vanderbilt, 1991 (Stewart 145, Hayden 115, Phillips 107).

### ■ GAME (2)

#### 19 TIMES

Missouri, 2016 (Dobbs 190, Kelly 101)  
 Kentucky, 2016 (Dobbs 147, Kamara 128)  
 at Florida, 2015 (Dobbs 136, Hurd 102)  
 Bowling Green, 2015 (Kamara 144, Hurd 123)  
 South Carolina, 2014 (Dobbs 166, Hurd 125)  
 W. Kentucky, 2009 (Hardesty 160, Brown 104)  
 La.-Lafayette, 2007 (Creer 109, Foster 100)  
 La. Tech, 2004 (Houston 161, Riggs 118)  
 Vanderbilt, 1994 (Stewart 121, Graham 121)  
 Georgia, 1994 (Stewart 211, Hayden 113)  
 S. Carolina, 1993 (Stewart 114, Garner 105)  
 Louisville, 1991 (Hayden 109, Stewart 101)  
 Colo. State, 1975 (Wallace 128, Gayles 105)  
 Ga. Tech, 1973 (Careathers 125, Rudder 105)  
 Auburn, 1970 (Watson 142, McLeary 119)  
 Georgia, 1969 (Watson 197, McLeary 100)  
 Alabama, 1952 (Wade 153, Kozar 124)  
 Tenn. Tech, 1951 (Lauricella 109, Byrd 104)  
 Mississippi, 1951 (Kozar 127, Ermsberger 102)



## 200-YARD GAMES

Chuck Webb	294	Mississippi	1989
Chuck Webb	250	Arkansas (Cotton)	1990
Tony Thompson	248	Mississippi State	1990
Johnnie Jones	248	Vanderbilt	1983
Tony Thompson	236	Vanderbilt	1990
Johnnie Jones	234	Rutgers	1983
Jamal Lewis	232	Georgia	1997
Travis Stephens	226	Florida	2001
Reggie Cobb	225	Auburn	1989
Arian Foster	223	Vanderbilt	2005
James Stewart	215	Mississippi	1991
Travis Henry	214	Arkansas	2000
Jay Graham	211	Vanderbilt	1995
James Stewart	211	Georgia	1994
Travis Stephens	206	Arkansas	2001
Jamal Lewis	205	South Carolina	1997
Johnnie Jones	203	Wash. State	1984
Stanley Morgan	201	Hawaii	1975

## 100-YARD GAMES

Travis Henry	197	Arkansas	1998
Johnnie Jones	197	Utah	1984
Curt Watson	197	Georgia	1969
Jamal Lewis	196	Vanderbilt	1997
Tom Tracy	192	North Carolina	1954
Joshua Dobbs (QB)	190	Missouri	2016
Cedric Houston	190	South Carolina	2004
Charlie Garner	186	Kentucky	1993
Travis Henry	184	Vanderbilt	2000
William Howard	184	Mississippi St.	1986
Gerald Riggs, Jr.	182	Auburn (SEC CG)	2004
Reggie Cobb	182	Duke	1988
Hubert Simpson	181	Kentucky	1979
Travis Henry	180	Kansas State (Cotton)	2001
Montario Hardesty	179	Kentucky	2009
Travis Henry	179	Kentucky	1999
Mallon Faircloth	179	Vanderbilt	1963
Travis Stephens	176	Georgia	2001
Travis Henry	175	Florida	2000
George Canale	175	Chattanooga	1962
Hubert Simpson	174	Mississippi	1979
Montario Hardesty	171	Vanderbilt	2009
Rajion Neal	169	South Alabama	2013
Aaron Hayden	169	Memphis State	1991
Joshua Dobbs (QB)	166	South Carolina	2014
Tauren Poole	162	Oregon	2010
Travis Stephens	162	Alabama	2001
Chuck Webb	162	Akron	1989
Keith Davis	162	Vanderbilt	1988
Cedric Houston	161	Fresno State	2003
Montario Hardesty	160	W. Kentucky	2009
Cedric Houston	160	Louisiana Tech	2004
Cedric Houston	160	Marshall	2003
Jamal Lewis	159	Wyoming	1999
William Howard	158	Vanderbilt	1986
Jamal Lewis	155	Mississippi	1997
Andy Kozar	155	Mississippi St.	1952
Jay Graham	154	Ohio St. (Citrus)	1996
Johnnie Jones	154	Maryland (Citrus)	1983
Travis Henry	153	Vanderbilt	1999
Jimmy Wade	153	Alabama	1952
Curt Watson	152	Kentucky	1971
Jalen Hurd	151	at Missouri	2015
Rajion Neal	151	Akron	2012

Charlie Garner	151	Vanderbilt	1993
Tony Thompson	151	Virginia (Sugar)	1991
Johnnie Jones	150	Kentucky	1983
Jimmy Streater (QB)	150	California	1977
Hank Lauricella	150	North Carolina	1951
Gerald Riggs, Jr.	149	Vanderbilt	2004
Cedric Houston	149	Mississippi St.	2002
James Stewart	149	Kentucky	1991
Rajion Neal	148	Georgia	2013
Arian Foster	148	South Carolina	2005
Johnnie Jones	148	The Citadel	1983
Joshua Dobbs (QB)	147	Kentucky	2016
Jay Graham	147	Kentucky	1995
LaMarcus Coker	146	Marshall	2006
Jamal Lewis	146	South Carolina	1999
Reggie Cobb	146	Indiana (Peach)	1988
Aaron Hayden	145	Alabama	1994
James Stewart	145	Vanderbilt	1991
Chuck Webb	145	Kentucky	1989
Alvin Kamara	144	Bowling Green	2015
Jay Graham	144	East Carolina	1995
Charlie Garner	144	Alabama	1993
Reggie Cobb	144	Kentucky	1987
James Stewart	143	Kentucky	1994
Haskel Stanback	143	Vanderbilt	1972
Bill Rudder	143	UC San. Barbara	1971
Johnny Majors	143	Kentucky	1956
Ted Schwanger	143	Vanderbilt	1953
Curt Watson	142	Auburn	1970
John Kelly	141	Florida	2017
Rajion Neal	141	Austin Peay	2013
James Stewart	141	Auburn	1991
Keith Davis	141	Alabama	1985
Montario Hardesty	140	Ohio	2009
Cedric Houston	140	Vanderbilt	2002
Jamal Lewis	140	Syracuse	1998
Jamal Lewis	140	Auburn	1998
Reggie Cobb	140	Georgia Tech	1987
Reggie Cobb	140	Vanderbilt	1987
Travis Henry	139	Kentucky	2000
Chuck Coleman	139	Alabama	1982
Charlie Garner	138	Kentucky	1992
Reggie Cobb	138	Iowa	1987
Stanley Morgan	138	Auburn	1975
Stanley Morgan	138	Kentucky	1975
Andy Kozar	138	North Carolina	1950
Jay Graham	137	Georgia	1995
Hubert Simpson	137	Mississippi	1978
Joshua Dobbs (QB)	136	at Florida	2015
Travis Henry	136	Vanderbilt	1998
Jimmy Wade	136	Houston	1953
Jabari Davis	135	Arkansas	2002
Travis Henry	135	Southern Miss	2000
Jamal Lewis	135	Houston	1998
Rajion Neal	134	at Kentucky	2013
Jay Graham	134	Mississippi St.	1995
Chuck Webb	134	UCLA	1989
Chuck Coleman	134	Mississippi	1982
Haskel Stanback	133	Alabama	1972
Charlie Fulton	133	Georgia Tech	1965
Gene Etter	133	Mississippi	1958
Marlin Lane	132	Troy	2012
Arian Foster	132	Memphis	2005
Travis Henry	132	Notre Dame	1999
Chuck Webb	132	LSU	1989
Chuck Webb	131	Colorado	1990
Frank Foxx	131	Alabama	1976
Hank Lauricella	131	Texas (Cotton)	1951
Jalen Hurd	130	Northwestern	

		(Outback)	2015
Jay Graham	130	Arkansas	1995
Aaron Hayden	129	Memphis	1994
Charlie Garner	129	Duke	1993
John Kelly	128	Georgia Tech	2017
Alvin Kamara	128	Kentucky	2016
Jamal Lewis	128	Kentucky	1997
Jay Graham	128	Alabama	1996
Tony Thompson	128	Vanderbilt	1989
Johnnie Jones	128	Kentucky	1984
Johnnie Jones	128	Georgia Tech	1983
Randy Wallace	128	Colorado State	1975
Bill Majors	128	Vanderbilt	1958
Alvin Kamara	127	North Texas	2015
Alvin Kamara	127	Texas A&M	2016
Cedric Houston	127	Kentucky	2004
Jamal Lewis	127	Aub. (SEC CG)	1997
Reggie Cobb	127	Louisville	1987
Curt Watson	127	Mississippi State	1971
Hank Lauricella	127	Kentucky	1951
Andy Kozar	127	Mississippi	1951
LaMarcus Coker	126	Vanderbilt	2006
Jay Graham	126	South Carolina	1995
Jalen Hurd	125	South Carolina	2014
Rajion Neal	125	Auburn	2013
Arian Foster	125	Southern Miss.	2007
LaMarcus Coker	125	Memphis	2006
Arian Foster	125	Notre Dame	2005
Gerald Riggs, Jr.	125	Mississippi	2005
Terry Daniels	125	Auburn	1980
James Berry	125	Kentucky	1980
Paul Careathers	125	Georgia Tech	1973
Travis Stephens	124	Memphis	2001
Jamal Lewis	124	Arkansas	1997
Tony Thompson	124	Memphis State	1988
Kelsey Finch	124	Auburn	1976
Andy Kozar	124	Alabama	1952
Jalen Hurd	123	Bowling Green	2015
Bobby Gordon	123	North Carolina	1957
Jalen Hurd	122	Iowa (TaxSlayer)	2015
Jay Graham	122	Alabama	1995
Richard Pickens	122	Mississippi	1968
Richard Pickens	122	LSU	1967
Montario Hardesty	121	South Carolina	2009
Jay Graham	121	Mississippi	1996
James Stewart	121	Vanderbilt	1994
Jay Graham	121	Vanderbilt	1994
Greg Amsler	121	Kentucky	1988
Kelsey Finch	121	Florida	1977
Curt Watson	121	Florida (Gator)	1969
Ty Chandler	120	Kentucky	2017
Jalen Hurd	120	Vanderbilt	2015
Travis Stephens	120	South Carolina	2001
Travis Henry	120	Mississippi State (SEC CG)	1998
Tony Thompson	120	Temple	1990
Randall Morris	120	Mississippi	1983
Johnny Majors	120	Chattanooga	1955
Jalen Hurd	119	Georgia	2014
Aaron Hayden	119	Louisiana Tech	1993
Johnnie Jones	119	Vanderbilt	1984
Kelsey Finch	119	Boston College	1977
Don McLeary	119	Auburn	1970
Tommy Bronson	119	Chattanooga	1956
Joshua Dobbs	118	Nebraska (Music City)	2016
Jalen Hurd	118	Kentucky	2014
Arian Foster	118	Kentucky	2007
Gerald Riggs, Jr.	118	Mississippi	2004

## RECORDS

Johnnie Jones	118	Army	1984
Tauren Poole	117	Alabama	2010
Jamal Lewis	117	Alabama	1999
Hubert Simpson	117	Notre Dame	1979
Stanley Morgan	117	Clemson	1974
Johnny Majors	117	Alabama	1955
Gerald Riggs, Jr.	116	Louisiana Tech	2004
Richard Pickens	116	Rice	1968
Travis Henry	115	South Carolina	2000
Aaron Hayden	115	Vanderbilt	1991
Tavio Henson	115	Pacific	1990
Walter Chadwick	115	Mississippi	1967
Walter Chadwick	115	Mississippi	1965
Arian Foster	114	Kentucky	2005
James Stewart	114	South Carolina	1993
Curt Watson	114	Vanderbilt	1970
Hank Lauricella	114	Wash & Lee	1951
Jabari Davis	113	Duke	2003
Travis Henry	113	Alabama	1998
Aaron Hayden	113	Georgia	1994
Johnnie Jones	113	Alabama	1983
Tom Tracy	112	Chattanooga	1954
Cedric Houston	111	Miami (Fla.)	2002
Travis Stephens	111	Syracuse	2001
Curt Watson	111	Alabama	1969
Andy Kozar	111	Florida	1952
Andy Kozar	111	Vanderbilt	1951
Jalen Hurd	110	Appalachian St.	2016
Tauren Poole	110	UT- Martin	2010
Gerald Riggs, Jr.	110	Ala.-Birmingham	2005
Chuck Webb	110	Alabama	1989
William Howard	110	Texas El Paso	1986
Mallon Faircloth	110	Vanderbilt	1961
Jalen Hurd	109	Oklahoma	2015
Tauren Poole	109	LSU	2010
Lennon Creer	109	La.-Lafayette	2007
Charlie Garner	109	Memphis State	1992
Aaron Hayden	109	Louisville	1991
Reggie Cobb	109	Duke	1989
Johnny Majors	109	Duke	1954
Hank Lauricella	109	Tennessee Tech	1951
Marlin Lane	108	Vanderbilt	2012
Cedric Houston	108	South Carolina	2002
Jay Graham	108	Oklahoma State	1995
Jay Graham	108	Southern Miss.	1995
Charlie Garner	108	Vanderbilt	1992
James Stewart	108	Mississippi State	1991
Sam Henderson	108	Pittsburgh	1983
Mallon Faircloth	108	Chattanooga	1961
Andy Kozar	108	Chattanooga	1952
Hank Lauricella	108	Alabama	1951
Tauren Poole	107	Vanderbilt	2011
Tauren Poole	107	Mississippi	2010
Travis Stephens	107	Georgia	1998
Charlie Garner	107	Georgia	1993
Mose Phillips	107	Vanderbilt	1991
Curt Watson	107	UCLA	1970
Joshua Dobbs (QB)	106	Virginia Tech	2016
Arian Foster	106	Vanderbilt	2007
Cedric Houston	106	Wyoming	2002
Reggie Cobb	106	Georgia	1989
Jimmy Streater (QB)	106	Auburn	1979
Kelsey Finch	106	Memphis State	1977
Mike Gayles	106	Maryland	(Liberty) 1974
Charlie Garner	105	South Carolina	1993
Mike Gayles	105	Colorado State	1975
Bill Rudder	105	Georgia Tech	1973

Johnny Majors	105	Duke	1956
Hal Littleford	105	Alabama	1948
John Kelly	104	Tennessee Tech	2016
Rajion Neal	104	Georgia	2012
Bryce Brown	104	W. Kentucky	2009
Travis Henry	104	Ala.-Birmingham	1998
Charlie Garner	104	LSU	1992
Haskel Stanback	104	Duke	1973
Gene Etter	104	North Carolina	1959
Ray Byrd	104	Tennessee Tech	1951
Ray Byrd	104	Kentucky	1952
Tony Thompson	103	Florida	1990
Jimmy Streater (QB)	103	Georgia Tech	1979
Phil Pierce (QB)	103	Florida	1971
Charlie Fulton	103	Auburn	1967
Jalen Hurd	102	at Florida	2015
Gerald Riggs, Jr.	102	Texas A&M (Cotton)	2005
Gerald Riggs, Jr.	102	Georgia	2004
Jeff Powell	102	Miami, Fla. (Sugar)	1986
Keith Davis	102	Wake Forest	1985
Keith Davis	102	Auburn	1985
Johnnie Jones	102	Georgia Tech	1984
Chuck Coleman	102	Iowa (Peach)	1982
James Berry	102	Vanderbilt	1981
Tom Tracy	102	Dayton	1954
Dick Ernsberger	102	Mississippi	1951
John Kelly	101	Massachusetts	2017
John Kelly	101	Missouri	2016
Tauren Poole	101	Buffalo	2011
Tauren Poole	101	Cincinnati	2011
Tauren Poole	101	Memphis	2010
LaMarcus Coker	101	Arkansas State	2007
James Stewart	101	Louisville	1991
Haskel Stanback	101	Penn State	1972
Richmond Flowers	101	Georgia Tech	1968
Glenn Glass	101	Tampa	1960
Arian Foster	100	La.-Lafayette	2007
Keith Davis	100	Mississippi	1987
Chuck Coleman	100	Vanderbilt	1982
Doug Furnas	100	Memphis State	1981
Bill Rudder	100	Vanderbilt	1971
Don McLeary	100	Georgia	1969
Mallon Faircloth	100	Richmond	1963
Glen Glass	100	North Carolina	1961
Bobby Brengle	100	Dayton	1954

## 100-YARD QB GAMES

Joshua Dobbs	190	Missouri	2016
Joshua Dobbs	166	South Carolina	2014
Jimmy Streater	150	California	1977
Joshua Dobbs	147	Kentucky	2016
Joshua Dobbs	136	Florida	2015
Joshua Dobbs	118	Nebraska	2016
Joshua Dobbs	118	Georgia	2015
Joshua Dobbs	106	Virginia Tech	2016
Jimmy Streater	106	Auburn	1979
Jimmy Streater	103	Georgia Tech	1979
Phil Pierce	103	Florida	1971

## MOST RUSHING YARDS IN A HALF

### ■ ANY HALF

- 200 Tony Thompson  
Mississippi St. 1990 (1st)
- 180 Chuck Webb  
Mississippi 1989 (2nd)
- 168 Gerald Riggs Auburn 2004 (2nd)
- 154 Travis Henry Kentucky 1999 (1st)
- 150 Cedric Houston  
Louisiana Tech 2004 (1st)
- 150 Chuck Webb  
Arkansas 1990 (2nd)
- 149 Jamal Lewis Georgia 1997 (1st)
- 146 Joshua Dobbs  
Missouri 2016 (2nd)
- 146 Cedric Houston  
South Carolina 2004 (2nd)
- 145 Reggie Cobb Auburn 1989 (1st)
- 143 James Stewart  
Mississippi 1991 (2nd)
- 141 Rajion Neal  
Austin Peay 2013 (1st)
- 141 Arian Foster  
Vanderbilt 2005 (1st)
- 141 Travis Henry  
Vanderbilt 2000 (2nd)
- 140 Tauren Poole Oregon 2010 (1st)
- 140 Jamal Lewis  
South Carolina 1997 (2nd)

### ■ FIRST HALF

- 200 Tony Thompson  
Mississippi St. 1990
- 154 Travis Henry Kentucky 1999
- 150 Cedric Houston  
Louisiana Tech 2004
- 149 Jamal Lewis Georgia 1997
- 145 Reggie Cobb Auburn 1989
- 141 Rajion Neal Austin Peay 2013
- 141 Arian Foster Vanderbilt 2005
- 140 Tauren Poole Oregon 2010
- 135 Tony Thompson Vanderbilt 1990
- 135 Reggie Cobb Duke 1988
- 134 Johnnie Jones Vanderbilt 1983

### ■ SECOND HALF

- 180 Chuck Webb Mississippi 1989
  - 168 Gerald Riggs Auburn 2004
  - 150 Chuck Webb \*Arkansas 1990
  - 146 Joshua Dobbs Missouri 2016
  - 146 Cedric Houston  
South Carolina 2004
  - 143 James Stewart Mississippi 1991
  - 141 Travis Henry Vanderbilt 2000
  - 140 Jamal Lewis South Carolina 1997
  - 135 Travis Henry \*Kansas State 2001
  - 135 James Stewart Georgia 1994
  - 129 Travis Henry Arkansas 2000
- \* Bowl Game

## MOST RUSHING YARDS IN A QUARTER (SINCE 2000)

- 134 Cedric Houston (3rd) at S. Carolina, 2004  
 129 Travis Henry (3rd) vs. Arkansas, 2000  
 128 LaMarcus Coker (4th) vs. Marshall, 2006  
 111 Tauren Poole (1st) vs. Oregon, 2010  
 110 Joshua Dobbs (4th) vs. Missouri, 2016  
 108 Cedric Houston (1st) vs. La. Tech, 2004  
 104 Rajion Neal (1st) vs. Austin Peay, 2013  
 102 Arian Foster (1st) vs. Vanderbilt, 2005  
 102 Cedric Houston (3rd) vs. Marshall, 2003  
 101 Travis Stephens (4th) at Florida, 2001  
 100 Travis Henry (3rd) at Vanderbilt, 2000



## CAREER YARDS LEADERS

### 1. TRAVIS HENRY, RB (1997-2000), FROSTPROOF, FLA.

	Att.	Yards	Avg.	TDs	LP
1997	2	4	2.0	0	5-Texas Tech
1998	176	970	5.5	7	36-Vanderbilt
1999	125	790	6.3	8	63-Vanderbilt
2000	253	1,314	5.3	11	60-Vanderbilt
<b>TOTALS</b>	<b>556</b>	<b>3,078</b>	<b>5.5</b>	<b>26</b>	<b>63-Vanderbilt</b>

### 2. ARIAN FOSTER, RB (2005-08), SAN DIEGO, CALIF.

	Att.	Yards	Avg.	TDs	LP
2005	183	879	4.8	5	66-Vanderbilt
2006	91	322	3.5	5	69-California
2007	245	1,193	4.9	12	59-Arkansas
2008	131	570	4.4	1	41-UCLA
<b>TOTALS</b>	<b>650</b>	<b>2,964</b>	<b>4.6</b>	<b>23</b>	<b>69-California</b>

### 3. JAMES STEWART, RB (1991-94), MORRISTOWN, TENN.

	Att.	Yards	Avg.	TDs	LP
1991	190	939	4.9	8	30-Mississippi
1992	85	386	4.5	7	30-La.-Lafayette
1993	86	537	6.2	9	52-S. Carolina
1994	170	1,028	6.1	11	71-Georgia
<b>TOTALS</b>	<b>531</b>	<b>2,890</b>	<b>5.4</b>	<b>35</b>	<b>71-Georgia</b>

### 4. JOHNNIE JONES, RB (1981-84), MUNFORD, TENN.

	Att.	Yards	Avg.	TDs	LP
1981	4	25	6.3	0	18-Colo. State
1982	93	421	4.5	4	42-Vanderbilt
1983	191	1,116	5.8	5	70-Vanderbilt
1984	229	1,290	5.6	10	61-Memphis
<b>TOTALS</b>	<b>517</b>	<b>2,852</b>	<b>5.5</b>	<b>19</b>	<b>70-Vanderbilt</b>

### 5. JAMAL LEWIS, RB (1997-99), ATLANTA, GA.

	Att.	Yards	Avg.	TDs	LP
1997	232	1,364	5.9	7	65-S. Carolina
1998	73	497	6.8	3	67-Auburn
1999	182	816	4.5	7	70-S. Carolina
<b>TOTALS</b>	<b>487</b>	<b>2,677</b>	<b>5.5</b>	<b>17</b>	<b>70-S. Carolina</b>

#### Others

	Att.	Yds.	Avg.	TDs
6. Jalen Hurd, 2014-16	589	2,638	4.5	20
7. Cedric Houston, 2001-04	501	2,634	5.4	17
8. Jay Graham, 1993-96	540	2,609	4.8	25
9. Montario Hardesty, 2005-09	560	2,391	4.3	26
10. Curt Watson, 1969-71	529	2,364	4.5	22
11. Reggie Cobb, 1987-89	445	2,360	5.3	26
12. Travis Stephens, 1997-01	488	2,336	4.8	21
13. Rajion Neal, 2010-13	444	2,163	4.9	19
14. Joshua Dobbs, 2013-Pres.	438	2,160	4.9	32
15. Charlie Garner, 1992-93	313	2,091	6.7	10
16. Aaron Hayden, 1991-94	393	2,061	5.2	12
17. Stanley Morgan, 1973-76	353	1,952	5.5	28
18. Gerald Riggs, Jr., 2002-05	383	1,893	4.9	10
19. Beattie Feathers, 1931-33	309	1,888	6.1	27
20. Tauren Poole, 2008-11	187	1,883	4.5	16
21. Andy Kozar, 1950-52	350	1,837	5.2	27
22. Tony Thompson, 1986-90	336	1,759	5.2	20
23. Haskel Stanback, 1971-73	391	1,730	4.4	20
24. James Berry, 1978-81	419	1,721	4.1	18
25. William Howard, 1984-87	398	1,711	4.3	21
26. Keith Davis, 1985-88	322	1,704	5.3	10

## YEAR-BY-YEAR LEADERS

Year	Name	Att.	Net	TDs	Avg. *Per gm.	
1950	Andy Kozar	106	543	9	5.1	--
1951	Hank Lauricella	111	881	8	7.9	--
1952	Andy Kozar	122	660	7	5.4	--
1953	Jimmy Wade	158	675	12	4.3	--
1954	Tom Tracy	116	794	4	6.8	--
1955	Johnny Majors	183	657	6	3.6	--
1956	Tommy Bronson	105	562	8	5.4	--
1957	Bobby Gordon	167	526	7	3.2	--
1958	Bill Majors	148	294	2	1.9	--
1959	Glenn Glass	75	261	4	3.5	--
1960	Glenn Glass	90	478	8	5.3	--
1961	Mallon Faircloth	123	475	6	3.9	--
1962	George Canale	79	455	4	5.8	--
1963	Mallon Faircloth	137	652	3	4.8	--
1964	Stan Mitchell	94	325	1	3.5	--
1965	Walter Chadwick	101	470	5	4.7	--
1966	Charlie Fulton	109	463	2	4.2	--
1967	Walter Chadwick	144	645	11	4.5	--
1968	Richard Pickens	133	736	2	5.5	--
1969	Curt Watson	146	807	6	5.5	--
1970	Curt Watson	190	791	7	4.3	79.1
1971	Curt Watson	193	766	9	4.0	76.6
1972	Haskel Stanback	183	890	13	4.9	89.0
1973	Haskel Stanback	165	682	7	4.1	62.0
1974	Stanley Morgan	128	723	11	5.6	65.7
1975	Stanley Morgan	133	809	8	6.1	73.5
1976	Bobby Emmons	75	462	3	6.2	42.0
1977	Kelsey Finch	154	770	8	5.0	70.0
1978	Jimmy Streater	146	593	10	4.1	53.9
1979	Hubert Simpson	157	792	6	5.0	72.0
1980	James Berry	131	543	7	4.1	49.3
1981	James Berry	129	500	6	3.9	55.5
1982	Chuck Coleman	113	600	5	5.3	54.5
1983	Johnnie Jones	191	1116	5	5.8	111.6
1984	Johnnie Jones	229	1290	10	5.6	117.2
1985	Keith Davis	141	684	2	4.9	68.4
1986	William Howard	177	787	14	4.4	98.4
1987	Reggie Cobb	237	1197	17	5.1	99.8
1988	Reggie Cobb	118	547	3	4.6	68.4
1989	Chuck Webb	209	1236	12	5.9	123.6
1990	Tony Thompson	219	1261	16	5.8	105.1
1991	James Stewart	190	939	8	4.9	85.4
1992	Charlie Garner	154	928	2	6.0	84.4
1993	Charlie Garner	159	1161	8	7.3	116.1
1994	James Stewart	170	1028	11	6.1	93.5
1995	Jay Graham	272	1438	12	5.3	130.7
1996	Jay Graham	179	797	11	4.6	72.5
1997	Jamal Lewis	232	1364	7	5.9	113.6
1998	Travis Henry	176	970	7	5.5	80.8
1999	Jamal Lewis	182	816	7	4.5	81.6
2000	Travis Henry	253	1314	11	5.2	119.5
2001	Travis Stephens	291	1464	10	5.0	122.0
2002	Cedric Houston	153	779	6	5.1	64.9
2003	Cedric Houston	149	744	2	5.0	62.0
2004	Gerald Riggs, Jr.	193	1107	6	5.7	85.2
2005	Arian Foster	183	879	5	4.8	79.9
2006	LaMarcus Coker	108	696	5	6.4	63.3
2007	Arian Foster	245	1193	12	4.9	85.2
2008	Arian Foster	131	570	1	4.4	51.8
2009	Montario Hardesty	282	1345	13	4.8	103.5
2010	Tauren Poole	204	1034	12	5.1	79.5
2011	Tauren Poole	187	693	5	3.7	57.8
2012	Rajion Neal	156	708	5	4.5	70.8
2013	Rajion Neal	215	1124	12	5.2	93.7
2014	Jalen Hurd	190	899	5	4.7	69.2
2015	Jalen Hurd	277	1288	12	4.6	99.1
2016	Joshua Dobbs	150	831	12	5.5	63.9
2017	John Kelly	189	778	9	4.1	70.7

\*NCAA began compiling per-game averages in 1970.

**RECEIVING**

■ **INDIVIDUAL GAME**

Receptions—13, Carl Pickens (Notre Dame 1990); Joey Kent (Arkansas 1995)

Yards—256, Kelley Washington (LSU 2001)

Average per reception—

Min. 5 rec.—38.0, Denarius Moore (South Carolina 2010; 6 for 228)

Min. 10 rec.—23.3, Kelley Washington (LSU 2001; 11 for 256)

Touchdown receptions—3, Jim Powell (Mississippi 1946); Carl Pickens (Kentucky 1990); Billy Williams (Florida 1993); Marcus Nash (Kentucky 1997); Cedrick Wilson (Arkansas 2000); Donté Stallworth (Memphis 2001 and Kentucky 2001); Chris Hannon (Mississippi State 2003); Justin Hunter (Georgia State, 2012 and Troy 2012); Zach Rogers (South Carolina 2012)

■ **INDIVIDUAL SEASON**

Receptions—76, Marcus Nash 1997

Yards—1,298, Robert Meachem 2006

Average per game—99.8, Robert Meachem 2006 (1,298 yards, 13 games)

Average per reception—

Min. 50 rec.—19.4, Josh Malone 2016 (50 for 972)

Min. 75 rec.—15.4, Marcus Nash 1997 (76 for 1,170)

Touchdown receptions—13, Marcus Nash 1997

Consecutive games with TD catch—6, Joey Kent 1995

Receptions by tight end—41, Chris Brown 2007

Yards by tight end—562, Mychal Rivera 2012

Touchdown receptions by tight end—7, Austin Denney 1966

■ **INDIVIDUAL CAREER**

Receptions—183, Joey Kent 1993-96

Yards—2,814, Joey Kent 1993-96

Average per game—85.8, Kelley Washington 2001-02 (1,453 yards, 17 games)

Average per reception (min. 100 rec.)—18.8, Joey Kent 1993-96 (183 for 2,814 yards)

Touchdown receptions—25, Joey Kent 1993-96

Receptions (TE)—98, Reggie Harper 1977-80

Yards (TE)—1,141, Reggie Harper 1977-80

Touchdowns (TE)—9, Austin Denney 1965-66; Ken DeLong 1967-69

Consecutive Games with TD Reception—6, Cory Fleming, Jan. 1-Oct. 2, 1993 (9 TDs); Joey Kent 1995 (8 TDs)

**CATCHES**

■ **GAME**

- 13 Joey Kent at Arkansas 1995
- 13 Carl Pickens vs. Notre Dame 1990
- 12 David Martin at LSU 2000
- 12 Alvin Harper vs. Wash. State 1988
- 11 Alton Howard at Missouri 2013
- 11 Kelley Washington vs. LSU 2001
- 11 Jermaine Copeland vs. So. Miss. 1997

- 11 Thomas Woods vs. Kentucky 1988
- 11 Anthony Hancock vs. Wisconsin\* 1981
- 11 Larry Seivers vs. Clemson 1976
- 11 Gary Kreis at Kentucky 1969
- 11 Johnny Mills at Auburn 1966
- 10 Mychal Rivera vs. Missouri 2012
- 10 Justin Hunter vs. Cincinnati 2011
- 10 Da'Rick Rogers vs. Cincinnati 2011
- 10 Peerless Price at S. Carolina 1998
- 10 Marcus Nash vs. So. Miss. 1997
- 10 Jim Powell vs. Mississippi 1948
- 10 Johnny Mills vs. UCLA 1965
- 10 Lenny Taylor vs. Auburn 1983
- 10 Tim McGee vs. Florida 1984
- 10 Tim McGee at Vanderbilt 1984
- 10 Carl Pickens vs. Kentucky 1990

\*Bowl Game

■ **SEASON**

- 76 Marcus Nash 1997
- 73 Justin Hunter 2012
- 73 Lucas Taylor 2007
- 71 Robert Meachem 2006
- 69 Joey Kent 1995
- 68 Joey Kent 1996
- 67 Da'Rick Rogers 2011
- 64 Kelley Washington 2001
- 62 Cedrick Wilson 2000
- 61 Peerless Price 1998
- 58 Jermaine Copeland 1997
- 58 Thomas Woods 1988
- 57 Cedrick Wilson 1999
- 56 Austin Rogers 2007
- 56 Josh Briscoe 2007
- 55 Gerald Jones 2010

■ **CAREER**

- 183 Joey Kent 1993-96
- 177 Marcus Nash 1994-97
- 159 Cedrick Wilson 1997-2000
- 147 Peerless Price 1995-98
- 142 Gerald Jones 2007-10
- 126 Jayson Swain 2003-06
- 125 Robert Meachem 2004-06
- 124 Thomas Woods 1986-89
- 123 Tim McGee 1982-85
- 117 Larry Seivers 1973-76

**YARDS**

■ **GAME**

- 256 Kelley Washington vs. LSU 2001
- 228 Denarius Moore at S. Carolina 2010
- 225 Johnny Mills vs. Kentucky 1966
- 219 Cordarrelle Patterson vs. Troy 2012
- 217 Willie Gault vs. Vanderbilt 1981
- 205 Denarius Moore vs. Kentucky 2010
- 201 Carl Pickens vs. Kentucky 1990
- 201 Stanley Morgan vs. TCU 1976
- 199 Peerless Price vs. Florida St.\* 1998
- 197 K. Washington vs. Rutgers 2002
- 196 Anthony Hancock vs. Wisconsin\* 1981

\*Bowl Game

■ **SEASON**

- 1,298 Robert Meachem 2006
- 1,170 Marcus Nash 1997
- 1,083 Justin Hunter 2012
- 1,080 Joey Kent 1996
- 1,055 Joey Kent 1995
- 1,040 Da'Rick Rogers 2011
- 1,010 Kelley Washington 2001
- 1,000 Lucas Taylor 2007
- 981 Denarius Moore 2010
- 972 Josh Malone 2016

- 947 Tim McGee 1985
- 920 Peerless Price 1998
- 917 Carl Pickens 1990

■ **CAREER**

- 2,814 Joey Kent 1993-96
- 2,447 Marcus Nash 1994-97
- 2,298 Peerless Price 1995-98
- 2,140 Robert Meachem 2004-06
- 2,137 Cedrick Wilson 1997-2000
- 2,042 Tim McGee 1982-85
- 2,004 Denarius Moore 2007-10
- 1,924 Larry Seivers 1973-76
- 1,875 Carl Pickens 1989-91
- 1,826 Anthony Hancock 1978-81
- 1,812 Justin Hunter 2010-12
- 1,747 Donté Stallworth 1999-01

**TOUCHDOWNS**

■ **GAME**

- 3 Justin Hunter vs. Troy 2012
- 3 Zach Rogers at S. Carolina 2012
- 3 Justin Hunter vs. Ga. State 2012
- 3 Chris Hannon vs. Miss. State 2003
- 3 Donté Stallworth at Kentucky 2001
- 3 Donté Stallworth vs. Memphis 2001
- 3 Cedrick Wilson vs. Arkansas 2000
- 3 Marcus Nash at Kentucky 1997
- 3 Billy Williams at Florida 1993
- 3 Carl Pickens vs. Kentucky 1990
- 3 Jim Powell at Mississippi 1946

■ **SEASON**

- 13 Marcus Nash 1997
- 12 Cedrick Wilson 2000
- 11 Josh Malone 2016
- 11 Robert Meachem 2006
- 11 Cory Fleming 1993
- 10 Donté Stallworth 2001
- 10 Peerless Price 1998
- 10 Justin Hunter 2012
- 10 Da'Rick Rogers 2011
- 10 Denarius Moore 2010
- 10 Jermaine Copeland 1997
- 10 Joey Kent 1995
13. 8 Alvin Harper 1990
- 8 Cotton Letner 1959

■ **CAREER**

- 25 Joey Kent 1993-96
- 24 Cedrick Wilson 1997-2000
- 20 Marcus Nash 1994-97
- 19 Peerless Price 1995-98
- 18 Justin Hunter 2010-12
- 18 Denarius Moore 2007-10
- 18 Cory Fleming 1990-93
- 17 Robert Meachem 2004-06
- 16 Alvin Harper 1987-90
- 15 Tim McGee 1982-85
- 14 Josh Malone 2014-16

**100-YARD GAMES**

■ **SEASON**

- 7 Marcus Nash 1997
- 7 Joey Kent 1996
- 6 Da'Rick Rogers 2011
- 6 Robert Meachem 2006
- 6 Joey Kent 1995
- 5 Tim McGee 1985
- 4 Justin Hunter 2012
- 4 Lucas Taylor 2007
- 4 Donté Stallworth 2001
- 4 Peerless Price 1998
- 4 Carl Pickens 1990
- 4 Larry Seivers 1975





## ■ CAREER

1.	15	Joey Kent	1993-96
2.	11	Marcus Nash	1994-97
3.	8	Justin Hunter	2010-12
	8	Peerless Price	1995-98
	8	Tim McGee	1982-85
6.	7	Robert Meachem	2004-06
	7	Larry Seivers	1973-76
8.	6	Da'Rick Rogers	2010-11
	6	Kelley Washington	2001-02
	6	Donté Stallworth	1999-2001
	6	Cedrick Wilson	1997-2000
	6	Carl Pickens	1989-91

## CONSECUTIVE 100-YARD GAMES

### ■ SEASON

1.	7	Joey Kent	1996
----	---	-----------	------

## MULTIPLE 150-YARD

### ■ GAME (2)

Troy 2012 (Patterson 219, Hunter 181)

## MULTIPLE 100-YARD

### ■ GAME (2)

#### 21 TIMES

Missouri 2012 (Hunter 141, Rivera 129)
Troy 2012 (Patterson 219, Hunter 181)
Cincinnati 2011 (Hunter 156, D. Rogers 100)
Montana 2011 (Hunter 146, D. Rogers 100)
Southern Miss 2007 (Taylor 118, Rogers 112)
Michigan 2002 (Citrus Bowl) (Witten 125, Stallworth 119);
Southern Mississippi 1997 (Copeland 137, Nash 110);
Kentucky 1997 (Nash 195, Lewis 105)
Auburn 1997 (Price 161, Nash 126)
Northwestern 1997 (Kent 122, Price 110)
UNLV 1996 (Kent 151, Nash 103)
UCLA 1996 (Nash 135, Kent 114)
Florida 1996 (Price 161, Kent 107)
Georgia 1996 (Kent 110, Nash 106)
Alabama 1995 (Kent 117, Nash 100)
Arkansas 1993 (Faulkner 106, Fleming 101)
Colorado 1990 (Pickens 141, Harper 115)
UCLA 1985 (McGee 142, Clinkscales 106)
Alabama 1983 (Duncan 137, Taylor 109)
TCU 1976 (Morgan 201, Seivers 103)
UCLA 1975 (Seivers 145, West 107);

## 200-YARD GAMES

Kelley Washington	256	LSU	2001
Denarius Moore	228	So. Carolina	2010
Johnny Mills	225	Kentucky	1966
Cordarelle Patterson	219	Troy	2012
Willie Gault	217	Vanderbilt	1981
Denarius Moore	205	Kentucky	2010
Carl Pickens	201	Kentucky	1990
Stanley Morgan	201	TCU	1976

## 100-YARD REC. GAMES

Peerless Price	199	Florida State*	1998
Kelley Washington	197	Rutgers	2002
Anthony Hancock	196	Wisconsin*	1981
Marcus Nash	195	Kentucky	1997
Tim McGee	190	Vanderbilt	1984
Robert Meachem	184	California	2006
Cedrick Wilson	183	Wyoming	1999
Justin Hunter	181	Troy	2012
Peerless Price	181	Vanderbilt	1998
Da'Rick Rogers	180	Buffalo	2011

Willie Gault	174	Auburn	1982
Carl Pickens	172	Auburn	1991
Donté Stallworth	169	Kentucky	2001
Richmond Flowers	167	Vanderbilt	1967
Peerless Price	165	South Carolina	1998
Carl Pickens	163	Notre Dame	1990
Tim McGee	163	Auburn	1985
Anthony Hancock	163	Vanderbilt	1979
Alvin Kamara	161	Texas A&M	2016
Peerless Price	161	Auburn	1997
Peerless Price	161	Florida	1996
Joey Kent	161	Arkansas	1995
Larry Seivers	161	N. Texas State	1975
Anthony Miller	159	Alabama	1986
Robert Meachem	157	Memphis	2006
Tim McGee	157	Florida	1984
Justin Hunter	156	Cincinnati	2011
Joey Kent	151	UNLV	1996
Gary Kreis	151	South Carolina	1969
Justin Hunter	146	Georgia State	2012
Justin Hunter	146	Montana	2011
Stan Trott	146	Florida	1970
Robert Meachem	145	Kentucky	2004
Larry Seivers	145	UCLA	1975
Gary Kreis	145	Kentucky	1969
Carl Pickens	144	Temple	1990
Peerless Price	143	Kentucky	1996
Donté Stallworth	142	Memphis	2001
Tim McGee	142	UCLA	1985
Justin Hunter	141	Missouri	2012
Carl Pickens	141	Colorado	1990
Kelley Washington	140	LSU (SECCG)	2001
Billy Williams	140	Florida	1993
Johnny Mills	140	UCLA	1965
Stanley Morgan	139	UCLA	1974
Joey Kent	138	Kentucky	1995
Da'Rick Rogers	137	Middle Tenn.	2011
Jeremaine Copeland	137	Southern Miss.	1997
Clyde Duncan	137	Alabama	1983
Marcus Nash	135	UCLA	1996
Alvin Harper	135	Kentucky	1988
Anthony Hancock	135	Southern Cal.	1980
Stanley Morgan	131	Auburn	1976
Larry Seivers	131	Clemson	1976
Donté Stallworth	130	South Carolina	1999
Mychal Rivera	129	Missouri	2012
Donté Stallworth	128	Vanderbilt	2001
Craig Faulkner	128	Vanderbilt	1992
Thomas Woods	128	Duke	1988
Anthony Hancock	128	Georgia Tech	1980
Larry Seivers	128	Florida	1976
Larry Seivers	128	Mississippi	1975
Marcus Nash	127	Mississippi	1997
Marcus Nash	126	Arkansas	1997
Marcus Nash	126	Auburn	1997
Joey Kent	126	Mississippi	1996
Jason Witten	125	Michigan*	2002
Joey Kent	125	Alabama	1996
Clyde Duncan	125	Vanderbilt	1983
Joe Thompson	125	Air Force	1970
Brandon Johnson	123	Massachusetts	2017
Joey Kent	122	Northwestern*	1996
Tim McGee	122	Memphis St.	1984
Josh Malone	121	Vanderbilt	2016
Von Pearson	121	South Carolina	2015
Robert Meachem	121	LSU	2006
Lester McClain	121	Memphis St.	1969
Josh Malone	120	Nebraska*	2016
Johnny Mills	120	Mississippi	1966
Donté Stallworth	119	Michigan*	2001
Lucas Taylor	118	Southern Miss.	2007
Alvin Harper	118	Auburn	1990
Mark Jones	117	Georgia	2003
Cedrick Wilson	117	Kentucky	2000
Marcus Nash	117	UCLA	1997
Joey Kent	117	Alabama	1995

Tim McGee	117	Mississippi	1985
Johnny Mills	117	Auburn	1966
Da'Rick Rogers	116	Vanderbilt	2011
Robert Meachem	116	Kentucky	2006
Anthony Hancock	116	Purdue	1979
Marquez Callaway	115	Georgia Tech	2017
Justin Hunter	115	Akron	2012
Robert Meachem	115	Air Force	2006
Alvin Harper	115	Colorado	1990
Justin Hunter	114	Mississippi	2010
Joey Kent	114	UCLA	1996
Mike Gooch	114	Tampa	1967
Josh Malone	112	Tennessee Tech	2016
Austin Rogers	112	Southern Miss.	2007
Kelley Washington	112	Arkansas	2002
Cedrick Wilson	112	Auburn	1999
Marcus Nash	112	Texas Tech	1997
Thomas Woods	112	Akron	1989
Jauan Jennings	111	Florida	2016
Justin Hunter	110	Georgia	2010
Marcus Nash	110	Southern Miss.	1997
Peerless Price	110	Northwestern	*1996
Joey Kent	110	Georgia	1996
Joey Kent	110	Georgia	1995
Gary Kreis	110	Mississippi	1968
Alton "Pig" Howard	109	South Carolina	2014
Joey Kent	109	Ohio State*	1995
Lenny Taylor	109	Alabama	1983
Larry Seivers	109	Auburn	1975
Kelley Washington	108	Georgia	2001
Donté Stallworth	108	Nebraska*	1999
Joey Kent	108	Mississippi St.	1994
Kendrick Jones	108	Vanderbilt	1994
Tim McGee	108	Kentucky	1985
Brandon Johnson	107	Vanderbilt	2017
Zach Rogers	107	So. Carolina	2012
Cedrick Wilson	107	Georgia	1999
Joey Kent	107	Florida	1996
Joey Kent	107	Oklahoma State	1995
Craig Faulkner	107	Vanderbilt	1991
Jeff Moore	107	Duke	1978
Tommy West	107	UCLA	1975
Da'Rick Rogers	106	Arkansas	2011
Robert Meachem	106	South Carolina	2006
Marcus Nash	106	Georgia	1996
Cory Fleming	106	Arkansas	1993
Joey Clinkscales	106	UCLA	1985
Gerald Jones	105	Georgia	2009
Jamal Lewis	105	Kentucky	1997
Andy McCullough	105	Florida	1997
Cory Fleming	105	Georgia	1993
Tim McGee	105	Rutgers	1985
Lucas Taylor	104	Arkansas State	2007
Joey Kent	104	South Carolina	1996
Carl Pickens	104	UCLA	1991
Josh Malone	103	Kentucky	2013
Denarius Moore	103	Memphis	2010
Lucas Taylor	103	Kentucky	2007
Lucas Taylor	103	California	2007
James Banks	103	Alabama	2003
Peerless Price	103	UAB	1998
Marcus Nash	103	UNLV	1996
Thomas Woods	103	Alabama	1988
Larry Seivers	103	TCU	1976
Richmond Flowers	103	South Carolina	1966
Marquez North	102	South Carolina	2013
Kelley Washington	102	Florida	2002
Josh Briscoe	101	Wisconsin*	2007
Craig Faulkner	101	Arkansas	1993
Anthony Miller	101	Vanderbilt	1986
Joey Clinkscales	101	Florida	1985
Da'Rick Rogers	100	Cincinnati	2011
Da'Rick Rogers	100	Montana	2011
Cedrick Wilson	100	Kentucky	1998
Marcus Nash	100	Alabama	1995

\* Bowl game

## CAREER RECEPTIONS LEADERS

1. JOEY KENT, WR (1993-96), HUNTSVILLE, ALA.

	No.	Yards	TDs
1993	10	209	5
1994	36	470	4
1995	69	1,055	9
1996	68	1,080	7
<b>TOTALS</b>	<b>183</b>	<b>2,814</b>	<b>25</b>

2. MARCUS NASH, WR (1994-97), TULSA, OKLA.

	No.	Yards	TDs
1994	5	77	0
1995	43	512	4
1996	53	688	3
1997	76	1,170	13
<b>TOTALS</b>	<b>177</b>	<b>2,447</b>	<b>20</b>

### Others

	No.	Yards	TDs
3. Cedrick Wilson, 1997-2000	159	2,137	24
4. Peerless Price, 1995-98	147	2,298	19
5. Gerald Jones, 2007-10	142	1,710	10
6. Jayson Swain, 2003-06	126	1,721	10
7. Robert Meachem, 2004-06	125	2,140	17
8. Thomas Woods, 1986-89	124	1,615	7
9. Tim McGee, 1982-85	123	2,042	15
10. Larry Seivers, 1973-76	117	1,924	8
11. Lucas Taylor, 2005-08	113	1,433	6
12. Alton "Pig" Howard, 2012-15	112	1,068	5
Denarius Moore 2007-10	112	2,004	18
14. Craig Faulkner, 1990-93	110	1,705	9
15. Carl Pickens, 1989-91	109	1,875	13
16. Justin Hunter, 2010-12	106	1,812	18
Anthony Hancock, 1978-81	106	1,826	12
18. Josh Malone, 2014-16	104	1,608	14
19. Jermaine Copeland, 1995-98	103	1,361	10
20. Alvin Harper, 1987-90	102	1,547	16
21. Richmond Flowers, 1966-68	101	1,172	9

## CAREER RECEIVING YARDS LEADERS

Name, Years	No.	Yds.	Avg.
1. Joey Kent, 1993-96	183	2,814	15.4
2. Marcus Nash, 1994-97	177	2,447	13.8
3. Peerless Price, 1995-98	147	2,298	15.6
4. Robert Meachem, 2004-06	125	2,140	17.1
5. Cedrick Wilson, 1997-2000	159	2,137	13.4
6. Tim McGee, 1982-85	123	2,042	16.6
7. Denarius Moore 2007-10	112	2,004	17.9
8. Larry Seivers, 1973-76	117	1,924	16.4
9. Carl Pickens, 1989-91	109	1,875	17.2
10. Anthony Hancock, 1978-81	106	1,826	17.2
11. Justin Hunter, 2010-12	106	1,812	17.1



Joey Kent

## YEAR-BY-YEAR LEADERS

Year	Name	No.	CPG	Yds.	TDs	AvC
1950	Bert Rechichar	9	--	205	2	22.8
1951	John Davis	8	--	160	1	20.0
1952	John Davis	14	--	297	5	21.2
1953	Jerry Hyde	8	--	173	3	21.6
1954	Hugh Garner	5	--	57	0	10.1
1955	Buddy Cruze	12	--	232	4	19.3
1956	Buddy Cruze	20	--	357	2	17.9
1957	Tommy Potts	10	--	123	1	12.3
1958	Murray Armstrong	14	--	195	1	13.9
1959	Cotton Letner	8	--	92	8	11.5
1960	Ken Waddell	8	--	60	1	7.5
1961	Hubert McClain	11	--	149	1	13.5
1962	John Bill Hudson	15	--	259	3	17.3
1963	Buddy Fisher	12	--	242	2	20.2
1964	Hal Wantland	21	--	284	1	13.5
1965	Johnny Mills	23	--	328	0	14.3
1966	Johnny Mills	48	--	725	4	15.1
1967	Richmond Flowers	41	--	585	4	14.3
1968	Ken DeLong	34	--	393	3	11.6
1969	Gary Kreis	38	--	609	5	16.0
1970	Joe Thompson	37	3.4	502	4	13.6
1971	Joe Thompson	15	1.4	247	1	16.5
1972	Emmon Love	20	1.8	280	1	14.0
1973	Stanley Morgan	22	2.0	511	4	23.2
1974	Larry Seivers	25	2.3	347	2	13.9
1975	Larry Seivers	41	3.7	840	4	20.5
1976	Larry Seivers	51	4.6	737	2	14.5
1977	Reggie Harper	30	3.0	331	1	11.0
1978	Reggie Harper	31	3.1	356	1	11.5
1979	Anthony Hancock	34	3.1	687	4	20.2
1980	Anthony Hancock	33	3.0	580	2	17.6
1981	Anthony Hancock	32	4.0	437	5	13.7
1982	Willie Gault	50	4.5	668	4	13.4
1983	Clyde Duncan	33	3.0	640	6	19.4
1984	Tim McGee	54	4.9	809	6	15.0
1985	Tim McGee	50	4.5	947	7	18.9
1986	Joey Clinkscales	37	3.4	511	3	13.8
1987	Thomas Woods	26	2.2	335	0	12.9
1988	Thomas Woods	58	5.3	689	5	11.9
1989	Thomas Woods	34	3.1	511	2	15.0
1990	Carl Pickens	53	4.8	917	6	17.3
1991	Carl Pickens	49	4.5	877	5	17.9
1992	Cory Fleming	40	3.6	490	2	12.3
1993	Craig Faulkner	40	3.6	680	6	17.0
1994	Joey Kent	36	3.3	470	4	13.1
1995	Joey Kent	69	6.3	1,055	9	15.3
1996	Joey Kent	68	6.2	1,080	7	15.9
1997	Marcus Nash	76	6.3	1,170	13	15.4
1998	Peerless Price	61	5.1	920	10	15.1
1999	Cedrick Wilson	57	5.2	827	4	14.5
2000	Cedrick Wilson	62	5.6	681	12	11.0
2001	Kelley Washington	64	5.3	1,010	5	15.8
2002	Jason Witten	39	3.0	493	5	12.6
2003	James Banks	42	3.2	621	6	14.8
2004	Tony Brown	31	2.4	388	3	12.5
2005	Robert Meachem	29	2.6	383	2	13.2
2006	Robert Meachem	71	5.5	1,298	11	18.3
2007	Lucas Taylor	73	5.2	1,000	5	13.7
2008	Gerald Jones	30	2.7	323	4	10.7
2009	Gerald Jones	46	3.8	680	4	14.8
2010	Gerald Jones	55	5.5	596	4	10.8
2011	Da'Rick Rogers	67	5.6	1,040	9	15.5
2012	Justin Hunter	73	6.1	1,083	9	14.8
2013	Alton "Pig" Howard	44	4.4	388	3	8.8
2014	Alton "Pig" Howard	54	4.2	618	1	11.4
2015	Von Pearson	38	2.9	409	3	10.8
2016	Josh Malone	50	3.8	972	11	19.4
2017	Brandon Johnson	37	3.4	482	1	13.0

\*NCAA began compiling per-game averages in 1970.

# 100-YARD RUSHING/RECEIVING GAMES

Player	Rush/Rec.	Yards	Opponent	Date
Richard Pickens Gary Kreis	Rushing Receiving	122 110	Mississippi	11/16/1968
Stanley Morgan Larry Seivers	Rushing Receiving	138 109	Auburn	9/27/1975
Kelsey Finch Stanley Morgan	Rushing Receiving	124 131	Auburn	9/25/1976
James Berry Willie Gault	Rushing Receiving	102 217	Vanderbilt	11/28/1981
Johnnie Jones Clyde Duncan Lenny Taylor	Rushing Receiving Receiving	113 137 109	Alabama	10/15/1983
Johnnie Jones Clyde Duncan	Rushing Receiving	248 125	Vanderbilt	11/26/1983
Johnnie Jones Tim McGee	Rushing Receiving	119 190	Vanderbilt	12/1/1984
Keith Davis Tim McGee	Rushing Receiving	102 163	Auburn	9/28/1985
William Howard Anthony Miller	Rushing Receiving	158 101	Vanderbilt	11/29/1986
Reggie Cobb Thomas Woods	Rushing Receiving	182 128	Duke	9/10/1988
Greg Amsler Alvin Harper	Rushing Receiving	121 135	Kentucky	11/19/1988
Chuck Webb Thomas Woods	Rushing Receiving	162 112	Akron	11/11/1989
Chuck Webb Carl Pickens Alvin Harper	Rushing Receiving Receiving	131 141 115	Colorado	8/26/1990
Tony Thompson Carl Pickens	Rushing Receiving	120 144	Temple	11/3/1990
James Stewart Carl Pickens	Rushing Receiving	141 172	Auburn	9/28/1991
James Stewart Aaron Hayden Mose Phillips Craig Faulkner	Rushing Rushing Rushing Receiving	145 115 107 107	Vanderbilt	11/30/1991
Charlie Garner Craig Faulkner	Rushing Receiving	108 128	Vanderbilt	11/28/1992
Charlie Garner Cory Fleming	Rushing Receiving	107 105	Georgia	9/11/1993
James Stewart Jay Graham Kendrick Jones	Rushing Rushing Receiving	121 121 108	Vanderbilt	11/26/1994
Jay Graham Joey Kent	Rushing Receiving	137 110	Georgia	9/9/1995
Jay Graham Joey Kent	Rushing Receiving	108 107	Okla. State	9/30/1995
Jay Graham Joey Kent	Rushing Receiving	130 161	Arkansas	10/7/1995
Jay Graham Joey Kent Marcus Nash	Rushing Receiving Receiving	122 117 100	Alabama	10/14/1995
Jay Graham Joey Kent	Rushing Receiving	147 138	Kentucky	11/18/1995
Jay Graham Joey Kent	Rushing Receiving	154 109	Ohio State*	1/1/1996
Jay Graham Joey Kent	Rushing Receiving	121 126	Mississippi	10/3/1996
Jay Graham Joey Kent	Rushing Receiving	128 125	Alabama	10/26/1996

Player	Rush/Rec.	Yards	Opponent	Date
Jamal Lewis Marcus Nash	Rushing Receiving	124 126	Arkansas	11/15/1997
Jamal Lewis Marcus Nash Jamal Lewis	Rushing Receiving Receiving	128 195 105	Kentucky	11/22/1997
Travis Henry Peerless Price	Rushing Receiving	104 103	UAB	11/7/1998
Travis Henry Peerless Price	Rushing Receiving	136 181	Vanderbilt	11/28/1998
Jamal Lewis Cedrick Wilson	Rushing Receiving	159 183	Wyoming	9/4/1999
Jamal Lewis Donté Stallworth	Rushing Receiving	146 130	So. Carolina	10/30/1999
Travis Henry Cedrick Wilson	Rushing Receiving	139 117	Kentucky	11/18/2000
Travis Stephens Kelley Washington	Rushing Receiving	176 108	Georgia	10/6/2001
Travis Stephens Donté Stallworth	Rushing Receiving	124 142	Memphis	11/10/2001
Jabari Davis Kelley Washington	Rushing Receiving	135 112	Arkansas	10/5/2002
Cedric Houston Robert Meachem	Rushing Receiving	127 145	Kentucky	11/27/2004
LaMarcus Coker Robert Meachem	Rushing Receiving	125 157	Memphis	9/30/2006
Arian Foster Lucas Taylor Austin Rogers	Rushing Receiving Receiving	125 118 112	Southern Miss.	9/8/2007
LaMarcus Coker Lucas Taylor	Rushing Receiving	101 104	Arkansas St.	9/22/2007
Arian Foster Lucas Taylor	Rushing Receiving	118 103	Kentucky	11/24/2007
Tauren Poole Denarius Moore	Rushing Receiving	101 103	Memphis	11/6/2010
Tauren Poole Justin Hunter	Rushing Receiving	107 114	Mississippi	11/13/2010
Tauren Poole Justin Hunter Da'Rick Rogers	Rushing Receiving Receiving	101 156 100	Cincinnati	9/10/2011
Tauren Poole Da'Rick Rogers	Rushing Receiving	101 180	Buffalo	10/1/2011
Tauren Poole Da'Rick Rogers	Rushing Receiving	107 116	Vanderbilt	11/19/2011
Rajion Neal Justin Hunter	Rushing Receiving	151 115	Akron	9/22/2012
Marlin Lane Justin Hunter Cordarrelle Patterson	Rushing Receiving Receiving	132 181 219	Troy	11/3/2012
Jalen Hurd Joshua Dobbs Alton Howard	Rushing Rushing Receiving	125 166 109	South Carolina	11/1/2014
Alvin Kamara Alvin Kamara	Rushing Receiving	127 161	Texas A&M	10/8/16
John Kelly Josh Malone	Rushing Receiving	104 112	Tennessee Tech	11/5/16
Joshua Dobbs Josh Malone	Rushing Receiving	118 120	Nebraska*	12/30/16
John Kelly Marquez Callaway	Rushing Receiving	128 115	Georgia Tech	9/4/17
John Kelly Brandon Johnson	Rushing Receiving	101 123	Massachusetts	9/23/17

\* Bowl game







# SCORING

## INDIVIDUAL GAME

Points—30, Gene McEver (S. Carolina 1929) Modern record—24, Bob Lund (Vanderbilt 1945); Harold Payne (Washington & Lee 1951); Hubert Simpson (Notre Dame 1979); Tony Thompson (Vanderbilt 1990); James Stewart (Georgia 1994); Jamal Lewis (Kentucky 1997)

Points by Kicking—17, Alan Duncan (Kentucky 1978; 5-6 FG, 2-2 PAT); Fuad Revez (Memphis State 1982; 5-5 FG, 2-2 PAT); Alex Walls (Wyoming 2002; 4-4 FG, 5-5 PAT)

Touchdowns—5, Gene McEver (South Carolina 1929) Modern record—4, Bob Lund (Vanderbilt 1945); Harold Payne (Washington & Lee 1951); Hubert Simpson (Notre Dame 1979); Tony Thompson (Vanderbilt 1990); James Stewart (Georgia 1994); Jamal Lewis (Kentucky 1997)

Point-After-Touchdowns Attempted—10, Alex Walls (La.-Monroe 2000)

Point-After-Touchdowns Made—10, Alex Walls (La.-Monroe 2000)

Percentage PATs Made—100.0, Alex Walls (La.-Monroe 2000; 10 of 10)

Two-Point Conversions Attempted—2, Six times; most recent: Cedric Houston (Kentucky 2004)

Two-Point Conversions Made—2, Kenny Jones (Alabama 1982); Thomas Woods (Alabama 1987)

Blocked Extra-Point Return—1, Floyd Miley (Mississippi 1990; 97 yards)

Field Goals Attempted—6, Alan Duncan (Kentucky 1978)

Longest Field Goal Attempted—63, Fuad Revez (Washington State 1984)

Field Goals Made—5, Alan Duncan (Kentucky 1978); Fuad Revez (Memphis State & Kentucky 1982); Alex Walls (Florida 2000)

Longest Field Goal Made—60, Fuad Revez (Georgia Tech 1982)

## INDIVIDUAL SEASON

Points—130, Gene McEver 1929

Modern record—120, Reggie Cobb 1987

Points by kicking—118, Aaron Medley, 2015

Touchdowns—21, Gene McEver 1929

Modern record—20, Reggie Cobb 1987

Points-after-touchdowns attempted—59, John Becksvoort 1993

Point-after-touchdowns made—59, John Becksvoort 1993

Percentage PATs made (min. 35 atts.)—100.0, Aaron Medley 2016 (61 of 61); John Becksvoort 1993 (59 of 59); Aaron Medley 2015 (55 of 55); Greg Burke 1990 (50 of 50); James Wilhoit 2003 (41 of 41); John Becksvoort 1994 (39 of 39); Alex Walls 2000 & 2001 (both 39 of 39); Greg Burke 1989 (36 of 36); John Becksvoort 1992 (35 of 35)

Two-point conversions attempted—3, Hal Wantland 1964; Condredge Holloway 1973 & 1974

Two-point conversions made—2, Bobby

Morton 1962; Condredge Holloway 1973; Larry Seivers 1974; Tommy West 1974; Mike Gayles 1975; Kenny Jones 1982; Thomas Woods 1987; Alvin Harper 1987

Field goals attempted—31, Aaron Medley 2015, Fuad Revez 1982

Field goals made—27, Fuad Revez 1982

Field goals made by freshman—21, Daniel Lincoln 2007

Field-goal percentage—Min. 10 atts.—92.0, John Becksvoort 1993 (12 of 13)

Min. 20 atts.—90.0, Alex Walls 2000 (18 of 20)

Min. 30 atts.—87.1, Fuad Revez 1982 (27 of 31)

Field-goal percentage by freshman (min. 10 made)—769, Aaron Medley 2014 (20 of 26)

Consecutive Field Goals Made—18, Fuad Revez 1984

## INDIVIDUAL CAREER

Points—371, Jeff Hall 1995-98

Touchdowns—44, Gene McEver 1928-31

Modern record—39, Stanley Morgan 1973-76; James Stewart 1991-94

Consecutive games scoring touchdown—11, Travis Stephens, Nov. 4, 2000-Nov. 3, 2001 (12 rush, 1 rec.)

Point-after-touchdowns attempted—194, Jeff Hall 1995-98

Point-after-touchdowns made—188, Jeff Hall 1995-98

Point-after-touchdown percentage (min. 100 atts.)—100.0, John Becksvoort 1991-94 (161 of 161)

Consecutive point-after-touchdowns made—161, John Becksvoort 1991-94

Two-point conversions attempted—8, Condredge Holloway 1972-74

Two-point conversions made—3, Bobby Morton 1960-63; Condredge Holloway 1972-74

Field goals attempted—95, Fuad Revez 1981-84

Field goals made—71, Fuad Revez 1981-84

Field-goal percentage—Min. 50 made—77.9, Alex Walls 1999-2002 (53 of 68)

Min. 70 made—74.7, Fuad Revez 1981-84 (71 of 95)

\*SEC Scoring Champion; †Tied for SEC Scoring Champion; +NCAA Champion

# SCORING

## MOST POINTS

### GAME (BY TOUCHDOWN)

1.	30	Gene McEver vs. So. Carolina 1929	2017
		(5 TD)	
2.	24	John Kelly vs Georgia Tech	2017
		(4 TD)	
	24	Jamal Lewis at Kentucky	1997
		(4 TD)	
	24	James Stewart at Georgia	1994
		(4 TD)	
	24	Tony Thompson at Vanderbilt	1990
		(4 TD)	
	24	Hubert Simpson vs. Notre Dame	1979
		(4 TD)	
	24	Herky Payne vs. Wash. & Lee	1951
		(4 TD)	

24 Bob Lund vs. Vanderbilt 1945 (4 TD)

### GAME (BY KICKING)

17	Derrick Brodus vs. Akron	2012
	(4 FG, 5 PAT)	
17	Alex Walls vs. Wyoming	2002
	(4 FG, 5 PAT)	
17	Fuad Revez vs. Memphis St.	1982
	(5 FG, 2 PAT)	
17	Alan Duncan vs. Kentucky	1978
	(5 FG, 2 PAT)	

## SEASON

1.	+130	Gene McEver (21 TD, 4 PAT)	1929
2.	*120	Reggie Cobb (20 TD)	1987
3.	118	Aaron Medley (21 FG, 55 PAT)	2015
4.	115	D. Lincoln (21 FG, 52 PAT)	2007
5.	107	Greg Burke (19 FG, 50 PAT)	1990
6.	*104	Jeff Hall (19 FG, 47 PAT)	1998
7.	102	Aaron Medley (20 FG, 42 PAT)	2014
8.	*102	Carlos Revez (24 FG, 30 PAT)	1985
9.	101	Fuad Revez (27 FG, 20 PAT)	1982
10.	96	J. Wilhoit (18 FG, 42 PAT)	2006
	96	Tony Thompson (16 TD)	1990
12.	95	Jeff Hall (16 FG, 47 PAT)	1997
	95	Jeff Hall (16 FG, 47 PAT)	1995
	*95	J. Becksvoort (12 FG, 59 PAT)	1993

\*SEC Champion; +NCAA Champion

## SEASON (KICKING ONLY)

1.	118	Aaron Medley (21 FG, 55 PAT)	2015
2.	115	D. Lincoln (21 FG, 52 PAT)	2007
3.	107	Greg Burke (19 FG, 50 PAT)	1990
4.	*104	Jeff Hall (19 FG, 47 PAT)	1998
5.	102	Aaron Medley (20 FG, 42 PAT)	2014
6.	*102	Carlos Revez (24 FG, 30 PAT)	1985
7.	101	Fuad Revez (27 FG, 20 PAT)	1982
8.	96	J. Wilhoit (18 FG, 42 PAT)	2006
9.	95	Jeff Hall (16 FG, 47 PAT)	1997
	95	Jeff Hall (16 FG, 47 PAT)	1995
	*95	J. Becksvoort (12 FG, 59 PAT)	1993

## CAREER

1.	371	Jeff Hall (61 FG, 188 PAT)	1995-98
2.	357	Aaron Medley (58 FG, 183 PAT)	2014-17
3.	325	James Wilhoit (59 FG, 148 PAT)	2003-06
4.	317	John Becksvoort (52 FG, 161 PAT)	1991-94
	314	Fuad Revez (71 FG, 101 PAT)	1981-84
6.	292	Alex Walls (53 FG, 133 PAT)	1997-2002
7.	287	Daniel Lincoln (51 FG, 134 PAT)	2007-10
8.	276	Gene McEver (44 TD, 12 PAT)	1928-31
9.	236	Stanley Morgan (39 TD, 1 PAT)	1973-76
10.	234	James Stewart (39 TD)	1991-94
11.	220	Michael Palardy (37 FG, 109 PAT)	2010-13
12.	203	George Hunt (32 FG, 107 PAT)	1969-71

## KICKING

### FIELD GOALS ATTEMPTED SEASON

1.	31	Aaron Medley	2015
	31	Fuad Revez	1982
3.	29	Daniel Lincoln	2007

GENERAL

STAFF

PLAYERS

REVIEW

HISTORY

HONORS

VOLMANAC

RECORDS





## RECORDS

29	Greg Burke	1990
5. 28	Carlos Reveiz	1985
6. 26	Aaron Medley	2014
26	Fuad Reveiz	1983
8. 25	Jeff Hall	1995
9. 24	James Wilhoit	2003
24	Jeff Hall	1998
11. 23	Fuad Reveiz	1984
12. 22	James Wilhoit	2006

### CAREER

1. 95	Fuad Reveiz	1981-84
2. 89	Jeff Hall	1995-98
3. 82	James Wilhoit	2003-06
4. 81	Aaron Medley	2014-17
5. 75	John Becksvoort	1991-94
6. 74	Daniel Lincoln	2007-10
7. 68	Alex Walls	1999-2002
8. 61	Ricky Townsend	1972-74
9. 50	Michael Palardy	2010-13
10. 49	George Hunt	1969-71
11. 47	Carlos Reveiz	1984-86

### ■ FIELD GOALS MADE GAME

1. 5	Alex Walls vs. Florida	2000
5	Fuad Reveiz vs. Kentucky	1982
5	Fuad Reveiz vs. Memphis St.	1982
5	Alan Duncan vs. Kentucky	1978
5. 4	Many, last Brent Cimaglia at Kentucky	2017

### SEASON

1. 27	Fuad Reveiz	1982
2. 24	Carlos Reveiz	1985
3. 21	Aaron Medley	2015
21	Daniel Lincoln	2007
5. 20	Aaron Medley	2014
20	Fuad Reveiz	1984
7. 19	Jeff Hall	1998
19	Greg Burke	1990
9. 18	James Wilhoit	2006
18	Alex Walls	2000
11. 17	James Wilhoit	2003
17	Fuad Reveiz	1983

### CAREER

1. 71	Fuad Reveiz	1981-84
2. 61	Jeff Hall	1995-98
3. 59	James Wilhoit	2003-06
4. 58	Aaron Medley	2014-17
5. 53	Alex Walls	1999-2002
6. 52	John Becksvoort	1991-94
51	Daniel Lincoln	2007-10
8. 37	Michael Palardy	2010-13
9. 34	Carlos Reveiz	1984-86
10. 33	Ricky Townsend	1972-74
11. 32	Greg Burke	1989-90
32	George Hunt	1969-71

### FIELD GOAL PCT.

■ SEASON (MIN. 10 MADE)		
1. .923	John Becksvoort (12-13)	1993
2. .909	Daniel Lincoln (10-11)	2010
3. .900	Alex Walls (18-20)	2000
4. .871	Fuad Reveiz (27-31)	1982
5. .870	Fuad Reveiz (20-23)	1984
6. .867	Greg Burke (13-15)	1989
7. .857	Carlos Reveiz (24-28)	1985
8. .824	Michael Palardy (14-17)	2013
9. .818	James Wilhoit (18-22)	2006

10. .800	George Hunt (12-15)	1971
----------	---------------------	------

### ■ CAREER (MIN. 25 MADE)

1. .779	Alex Walls (53-68)	1999-2002
2. .747	Fuad Reveiz (71-95)	1981-84
3. .740	Michael Palardy (37-50)	2010-13
.727	Greg Burke (32-44)	1989-90
5. .723	Carlos Reveiz (34-47)	1984-86
6. .720	James Wilhoit (59-82)	2003-06
7. .716	Aaron Medley (58-81)	2014-17
8. .693	John Becksvoort (52-75)	1991-94
9. .689	Daniel Lincoln (51-74)	2007-10
.689	Alan Duncan (31-45)	1978-80
11. .685	Jeff Hall (61-89)	1995-98
12. .653	George Hunt (32-49)	1969-71

## LONGEST FIELD GOALS

1. 60	Fuad Reveiz at Georgia Tech	1982
2. 57	Jimmy Gaylor at Kentucky	1977
3. 55	Carlos Reveiz vs. Georgia Tech	1985
55	Fuad Reveiz vs. Kentucky	1982
55	Alan Duncan at Georgia Tech	1980
6. 54	Fuad Reveiz vs. Memphis St.	1982
54	Karl Kremser vs. Alabama	1968
8. 53	Jeff Hall vs. Oklahoma State	1995
53	John Becksvoort vs. Arkansas	1992
53	C. Reveiz vs. Texas-El Paso	1986
53	Alan Duncan vs. Duke	1978

53	George Shuford at Alabama	1961
53	Buck Hatcher at Sewanee	1920
14. 52	Michael Palardy at Alabama	2011
52	Carlos Reveiz vs. W. Forest	1985
52	Fuad Reveiz vs. Maryland*	1984
52	Fuad Reveiz at Mississippi	1982
52	Fuad Reveiz vs. Memphis St.	1982
52	Fuad Reveiz at LSU	1982
52	Fuad Reveiz vs. Iowa State	1982
21. 51	Brent Cimaglia at Florida	2017
51	Michael Palardy at Missouri	2013
51	James Wilhoit vs. Florida	2006
51	James Wilhoit at Georgia	2004
51	James Wilhoit at Florida	2003
51	A. Walls vs. LSU (SEC Champ)	2001
51	Alex Walls vs. So. Carolina	1999
51	John Becksvoort vs. La. Tech	1993
51	Greg Burke vs. Alabama	1990
51	Phil Reich vs. Auburn	1987
51	Carlos Reveiz vs. Ga. Tech	1985
51	Fuad Reveiz at Memphis St.	1981
51	George Hunt vs. Miss. St.	1971
33. 50	James Wilhoit vs. Florida	2004
50	Jeff Hall at Kentucky	1995
50	John Becksvoort vs. Penn St.*	1994
50	Fuad Reveiz vs. Kentucky	1982
50	George Hunt at Auburn	1971

\*Bowl Game

## YEAR-BY-YEAR LEADERS

Year	Name	TDs	FGs	PAT	Total	Year	Name	TDs	FGs	PAT	Total
1950	Andy Kozar	11	0	0	66	1985	Carlos Reveiz	0	24	30	102
1951	Herky Payne	14	0	0	84	1986	William Howard	14	0	1	86
1952	Andy Kozar	7	0	0	42	1987	Reggie Cobb	20	0	0	120
1953	Jimmy Wade	12	0	0	72	1988	Thomas Woods	6	0	0	36
1954	Tom Tracy	4	0	7	31		Chip McCallum	0	7	15	36
1955	Johnny Majors	6	0	0	36	1989	Greg Burke	0	13	36	75
1956	Tommy Bronson	8	0	0	48	1990	Greg Burke	0	19	50	107
1957	Bobby Gordon	9	0	0	54	1991	John Becksvoort	0	15	28	73
1958	Bill Majors	2	0	0	12	1992	John Becksvoort	0	16	35	83
	Carl Smith	2	0	0	12	1993	John Becksvoort	0	12	59	95
	Murray Armstrong	2	0	0	12	1994	James Stewart	14	0	0	84
1959	Gene Etter	4	0	3	27	1995	Jeff Hall	0	16	47	95
1960	Glenn Glass	8	0	0	48	1996	Jeff Hall	0	10	47	77
1961	Mallon Faircloth	6	0	0	36	1997	Jeff Hall	0	16	47	95
1962	George Shuford	0	3	16	25	1998	Jeff Hall	0	19	47	104
1963	Hal Wantland	4	0	0	24	1999	Alex Walls	0	8	35	59
	Stan Mitchell	4	0	0	24	2000	Alex Walls	0	18	39	93
	Mallon Faircloth	4	0	0	24	2001	Alex Walls	0	15	39	84
1964	Hal Wantland	5	0	1	32	2002	Jabari Davis	10	0	0	60
1965	David Leake	1	4	21	39	2003	James Wilhoit	0	17	41	92
1966	Austin Denney	7	0	0	42	2004	James Wilhoit	0	10	44	74
1967	Walter Chadwick	11	0	0	66	2005	James Wilhoit	0	14	21	63
1968	Karl Kremser	0	6	28	46	2006	James Wilhoit	0	18	42	96
1969	George Hunt	0	10	35	65	2007	Daniel Lincoln	0	21	52	115
1970	George Hunt	0	10	42	72	2008	Daniel Lincoln	0	10	22	52
1971	George Hunt	0	12	30	66	2009	Montario Hardesty	14	0	0	84
1972	Haskel Stanback	13	0	0	78	2010	Tauren Poole	12	0	0	72
1973	Ricky Townsend	0	11	27	60	2011	Da'Rick Rogers	9	0	0	54
1974	Stanley Morgan	14	0	0	84	2012	Michael Palardy	0	9	37	64
1975	Stanley Morgan	10	0	0	60	2013	Michael Palardy	0	14	34	76
1976	Stanley Morgan	11	0	1	68	2014	Aaron Medley	0	20	42	102
1977	Kelsey Finch	9	0	1	56	2015	Aaron Medley	0	21	55	118
1978	Alan Duncan	0	13	26	65	2016	Aaron Medley	0	11	61	94
1979	Alan Duncan	0	10	33	63	2017	John Kelly	9	0	0	54
1980	Alan Duncan	0	8	28	52						
1981	Fuad Reveiz	0	7	25	46						
1982	Fuad Reveiz	0	27	20	101						
1983	Fuad Reveiz	0	17	27	78						
1984	Fuad Reveiz	0	20	29	89						



# PUNTING

## INDIVIDUAL GAME

Punts—14, Craig Colquitt vs. Kentucky 1976

### Average

Min. 5 punts—53.0, Jimmy Colquitt vs. LSU 1982 and Auburn 1983 (both 5 punts for 265 yards)  
 Min. 7 punts—51.7, Dustin Colquitt (South Carolina 2003;7 for 362 yards)  
 Longest Punt—100, A. H. Douglas vs. Clemson 1902  
 (Modern)—81, Kent Elmore vs. Vandy 1988

## INDIVIDUAL SEASON

Punts—80, Matt Darr, 2014

Yards—3,378, Matt Darr, 2014

### Average per punt

Min. 25 punts—47.5, Trevor Daniel 2017 (70 for 3,323 yards)  
 Min. 50 punts—47.5, Trevor Daniel 2017 (70 for 3,323 yards)

## INDIVIDUAL CAREER

Punts—240, Dustin Colquitt 2001-04

Yards—10,216, Dustin Colquitt 2001-04

**Average (Min. 75 Punts)—45.9, Trevor Daniel 2015-17 (200 for 9,185 yards)**

## MOST PUNTS

### GAME

- 14 Craig Colquitt vs. Kentucky 1976
- 13 Herman Weaver vs. Georgia 1968

## CAREER PUNTING LEADERS

### 1. TREVOR DANIEL P (2015-17), DICKSON

	No.	Yds.	Avg.
2015	60	2,742	45.7
2016	70	3,120	44.6
2017	70	3,323	47.5
<b>TOTALS</b>	<b>200</b>	<b>9,185</b>	<b>45.9</b>

2. Jimmy Colquitt, P (1981-84)	201	8,816	43.9
3. Michael Palardy, 2010-13	117	5,024	42.9
4. Britton Colquitt, 2005-08	209	8,897	42.569
5. Dustin Colquitt, 2001-04	240	10,216	42.566
6. Craig Colquitt, 1975-77	204	8,662	42.46
7. Ron Widby, 1964-66	142	6,002	42.26
8. Kent Elmore, 1986-88	86	3,631	42.22
9. Neil Clabo, 1972-74	179	7,468	41.72
10. Chad Cunningham 2007-10	149	6,214	41.70

## YEAR-BY-YEAR LEADERS

Year	Name	No.	Yds.	Avg.
1950	Hank Lauricella	63	2,292	36.4
1951	Hank Lauricella	43	1,494	34.7
1952	Pat Shires	54	1,911	35.4
1953	Jimmy Wade	36	1,115	30.9
1954	Bobby Brengle	30	1,275	42.5
1955	Johnny Majors	39	1,511	38.7
1956	Johnny Majors	26	1,119	43.0
1957	Bobby Gordon	40	1,707	42.7
1958	Bill Majors	49	1,739	35.5
1959	Gene Etter	38	1,592	41.9
1960	Bill Majors	30	1,166	38.9
1961	George Canale	32	1,195	37.3
1962	George Canale	53	2,218	41.8
1963	Jackie Cotton	29	995	34.3
1964	Ron Widby	74	3,042	41.1
1965	Jackie Cotton	43	1,526	35.5
1966	Ron Widby	38	2,104	+43.8
1967	Herman Weaver	54	2,080	38.5
1968	Herman Weaver	74	2,986	40.4
1969	Herman Weaver	53	2,197	41.2
1970	Bobby Majors	61	2,230	36.3
1971	Bobby Majors	67	2,549	38.0

- 12 Hal Littleford vs. N. Carolina 1948
- 11 Jimmy Colquitt at Kentucky 1983
- 11 Neil Clabo at Auburn 1974
- 11 Neil Clabo vs. Auburn 1973

## PUNTING AVERAGE

### GAME (MIN. 5 PUNTS)

- 53.0 Jimmy Colquitt vs. Auburn 1983
- 53.0 Jimmy Colquitt at LSU 1982
- 52.3 Trevor Daniel vs. South Carolina 2017
- 52.3 Chris Hogue vs. Nebraska\* 1997
- 52.0 Craig Colquitt vs. Oregon St. 1977
- 51.7 Dustin Colquitt vs. So. Carolina 2003
- 51.6 Tom Hutton vs. UCLA 1991
- 51.3 Trevor Daniel at Florida 2015
- 51.2 Michael Palardy vs. Georgia 2013
- 51.0 Jimmy Colquitt vs. Ga. Tech 1981

\*Bowl Game

### SEASON (MIN. 40 PUNTS)

- 47.5 Trevor Daniel (70/3233) 2017
- 46.9 Jimmy Colquitt (467/2,156) 1982
- 45.7 Trevor Daniel (567/2,551) 2015
- 45.3 Dustin Colquitt (68/3,081) 2003
- 45.0 Craig Colquitt (66/2,969) 1977
- 44.9 B. Colquitt (46/2,066) 2006
- 44.6 Trevor Daniel (70/3,120) 2016
- 44.5 Michael Palardy (63/2,801) 2013
- 44.3 Kent Elmore (41/7,818) 1988
- 43.8 Jimmy Colquitt (58/2,543) 1981
- 43.8+ Ron Widby (48/2,104) 1966
- 43.6 D. Colquitt (65/2,833) 2002
- 43.6 Neil Clabo (56/2,439) 1973

+ NCAA statistical champion

## CAREER

- 45.9 Trevor Daniel (200/9,185) 2015-17
- 43.9 J. Colquitt (201/8,816) 1981-84
- 42.9 Michael Palardy (117/5,024) 2010-13
- 42.569 B. Colquitt (209/8,897) 2005-08
- 42.566 D. Colquitt (240/10,216) 2001-04
- 42.5 C. Colquitt (240/8,662) 1975-77
- 42.3 Ron Widby (142/6,002) 1964-66
- 42.2 Kent Elmore (86/3,631) 1986-88
- 41.72 Neil Clabo (179/7,468) 1972-74
- 41.70 C. Cunningham (149/6,214) 2007-10
- 40.71 Tom Hutton (180/7,329) 1991-94
- 40.64 Matt Darr (132/5,378) 2011-14
- 40.63 D. Leaverton (180/7,313) 1997-2000

## LONGEST PUNTS

- 100\* A.H. Douglas vs. Clemson 1902
- 81 Kent Elmore vs. Vanderbilt 1988
- 79 Johnny Butler at Alabama 1940
- 79 Ed Palmer at Alabama 1934
- 78 Chris Hogue vs. Nebraska\* 1997
- 78 Neil Clabo at Kentucky 1973
- 76 Hank Lauricella at Alabama 1951
- 76 Beattie Feathers vs. Florida 1933
- 75 Hank Lauricella vs. Ole Miss 1950
- 74 Joey Chapman vs. Pacific 1990
- 74 Bill Majors at Auburn 1958
- 74 Bobby Gordon at Vandy 1956

\*Field was 110 yards long; \*Bowl Game

1972	Neil Clabo	59	2,272	38.5
1973	Neil Clabo	56	2,439	43.6
1974	Neil Clabo	64	2,757	43.1
1975	Craig Colquitt	79	3,183	40.3
1976	Craig Colquitt	59	2,510	42.3
1977	Craig Colquitt	66	2,969	45.0
1978	Dale Schneitman	57	2,296	40.3
1979	John Warren	52	2,106	40.5
1980	John Warren	58	2,327	40.1
1981	Jimmy Colquitt	58	2,543	43.8
1982	Jimmy Colquitt	46	2,156	46.9
1983	Jimmy Colquitt	58	2,437	42.0
1984	Jimmy Colquitt	39	1,680	43.1
1985	Bob Garmon	53	2,074	39.1
1986	Bob Garmon	43	1,810	42.1
1987	Bob Garmon	35	1,440	41.1
1988	Kent Elmore	41	1,818	44.3
1989	Kent Elmore	43	1,727	40.2
1990	Joey Chapman	45	1,885	41.9
1991	Tom Hutton	32	1,341	41.9
1992	Tom Hutton	64	2,632	41.4
1993	Tom Hutton	40	1,584	39.2
1994	Tom Hutton	44	1,772	40.3
1995	Larry Binion	42	1,509	35.9
1996	Larry Binion	49	1,961	40.0
1997	Chris Hogue	42	1,665	39.4
1998	David Leaverton	56	2,178	38.9
1999	David Leaverton	57	2,427	42.6
2000	David Leaverton	59	2,415	40.9
2001	Dustin Colquitt	51	2,020	39.6
2002	Dustin Colquitt	65	2,833	43.6
2003	Dustin Colquitt	68	3,081	45.3
2004	Dustin Colquitt	56	2,282	40.8
2005	Britton Colquitt	59	2,431	41.2
2006	Britton Colquitt	46	2,066	44.9
2007	Britton Colquitt	62	2,579	41.6
2008	Britton Colquitt	42	1,821	43.4
2009	Chad Cunningham	55	2,313	42.1
2010	Chad Cunningham	66	2,791	42.3
2011	Matt Darr	40	1,525	38.1
2012	Michael Palardy	36	1,551	43.1
2013	Michael Palardy	63	2,801	44.5
2014	Matt Darr	80	3,378	42.2
2015	Trevor Daniel	60	2,742	45.7
2016	Trevor Daniel	70	3,120	44.6
2017	Trevor Daniel	70	3,323	47.5

+NCAA statistical champion.

# RECORDS

## PUNT RETURNS

### INDIVIDUAL GAME

Punts returned—7, Jerry Smith (Auburn 1964); Bobby Majors (Georgia 1969 and South Carolina 1970); Eddie Brown (Wake Forest 1972); Terry Fair (Vanderbilt 1996 and Auburn 1997); Eric Parker (Vanderbilt 1999 and Syracuse 2001); Dennis Rogan (South Carolina 2008)

Yards returned—157, Terry Fair (Auburn 1997; 7 returns)

Average per return (min. 3 ret.)—45.0, Bert Rechichar (Washington & Lee 1950; 3 for 135)

Longest punt return—100, Bert Rechichar (Washington & Lee 1950)

Touchdowns by punt return—1, by many, last by Marquez Callaway (Tenn. Tech 2016)

### INDIVIDUAL SEASON

Punts returned—42, Bobby Majors 1971; Eddie Brown 1972

Yards returned—467, Cameron Sutton 2015

Average per return (min. 1.2 per game)—\*25.9, Bill Blackstock 1951 (12 for 311 yards)

Touchdowns by punt return—2, Bobby Majors 1969 & 1971; Eddie Brown 1973; Stanley Morgan 1975; Terry Fair 1996; Cameron Sutton 2015

### INDIVIDUAL CAREER

Punts returned—117, Bobby Majors 1969-71

Yards returned—1,163, Bobby Majors 1969-71

Average per return—

Min. 50 ret.—14.7, Bert Rechichar 1949-51 (55 for 808 yards)

Min. 100 ret.—9.9, Bobby Majors 1969-71 (117 for 1,163 yards)

Touchdowns by punt return—4, Bobby Majors 1969-71

## PUNT RETURNS

### MOST RETURNS

#### GAME

1.	7	Dennis Rogan at So. Carolina	2008
	7	Eric Parker vs. Syracuse	2001
	7	Eric Parker vs. Vanderbilt	1999
	7	Terry Fair vs. Auburn (SEC)	1997
	7	Terry Fair at Vanderbilt	1996
	7	Eddie Brown vs. Wake Forest	1972
	7	Bobby Majors at So. Carolina	1970
	7	Bobby Majors at Georgia	1969
	7	Jerry Smith at Auburn	1964

#### SEASON

1.	42	Eddie Brown	1972
	42	Bobby Majors	1971
3.	38	Bobby Majors	1970
4.	37	Bobby Majors	1969
5.	36	Hal Littleford	1948
6.	35	Eric Parker	2000
7.	31	Willie Gault	1981
	31	Eddie Brown	1973
9.	30	Shawn Summers	1992

#### CAREER

1.	117	Bobby Majors	1969-71
2.	103	Eric Parker	1998-2001
3.	84	Shawn Summers	1992-95
4.	79	Hal Littleford	1947-49
5.	78	Willie Gault	1979-82
6.	74	Stanley Morgan	1973-76

74	Eddie Brown	1971-73	
74	Jerry Smith	1964-66	
9.	67	Jonathan Hefney	2004-07
10.	60	Thomas Woods	1986-89
11.	55	Bert Rechichar	1949-50

### RETURN YARDS

#### SEASON

1.	467	Cameron Sutton	2015
2.	457	Bobby Majors	1969
3.	448	Hal Littleford	1948
4.	437	Bobby Majors	1971
5.	429	Eddie Brown	1972
6.	400	Terry Fair	1996
7.	387	Eric Parker	1999
8.	381	Dale Carter	1990
	381	Willie Gault	1981
10.	375	Stanley Morgan	1974
11.	359	Eddie Brown	1973
12.	352	Eric Parker	2000

#### CAREER

1.	1163	Bobby Majors	1969-71
2.	942	Shawn Summers	1992-95
3.	920	Eric Parker	1998-2001
4.	883	George Cafego	1937-39
5.	880	Hal Littleford	1947-49
6.	852	Stanley Morgan	1973-76
7.	808	Bert Rechichar	1949-51
8.	788	Eddie Brown	1971-73
9.	745	Terry Fair	1994-97
10.	659	Willie Gault	1979-82

### RETURN AVERAGE

#### SEASON (MIN. 10 RETURNS)

1.	25.9+	Bill Blackstock	1951
2.	20.4+	Walter Slater	1941
3.	18.7+	Cameron Sutton	2015
4.	18.1	Nilo Silvan	1994
5.	17.6	George Canale	1960
6.	17.5	Bert Rechichar	1950
7.	15.1	Mark Jones	2003

+ NCAA statistical champion

#### CAREER (MIN. 30 RETURNS)

1.	14.7	Burt Rechichar	1949-51
2.	14.6	Cameron Sutton	2013-16
3.	14.1	Terry Fair	1994-97
4.	13.2	Bobby Brengle	1952-54
5.	12.4	George Canale	1960-62
6.	12.2	Johnny Majors	1954-56

### TOUCHDOWNS

#### SEASON

1.	2	Cameron Sutton	2015
	2	Terry Fair	1996
	2	Stanley Morgan	1975
	2	Eddie Brown	1973
	2	Bobby Majors	1971
	2	Bobby Majors	1969

#### CAREER

1.	4	Bobby Majors	1969-71
2.	3	Cameron Sutton	2013-16
	3	Stanley Morgan	1973-76

### LONGEST RETURNS

1.	100	Burt Rechichar vs. Wash. & Lee	1950
2.	90	Harold Payne vs. Duke	1949
3.	89	Roland James vs. Vanderbilt	1979
4.	86	Terry Fair vs. Arkansas	1996
	86	Terry Fair vs. UCLA	1996
	86	Bill Boneys, Emory & Henry	1924
7.	85	Cameron Sutton vs. Vanderbilt	2015
	85	Eddie Brown vs. Georgia	1973

85	Buist Warren vs. Mississippi	1938	
85	George Canale vs. N. Carolina	1960	
11.	84	Cameron Sutton at Kentucky	2015
12.	82	Thomas Woods at Wash State	1988

## YEARLY LEADERS

Year	Name	Returns	Yds	Avg
1950	Bert Rechichar	20	349	17.5
1951	Bill Blackstock+	12	311	25.9
1952	Bobby Brengle	24	241	10.0
1953	Jimmy Wade	18	235	13.0
1954	Bobby Brengle	14	192	13.7
1955	Johnny Majors	21	234	11.1
1956	Johnny Majors	10	86	8.6
1957	Bobby Gordon	22	231	10.5
1958	Bill Majors	15	108	7.2
1959	Bill Majors	22	175	8.0
1960	George Canale	10	176	17.6
1961	George Canale	14	108	7.8
1962	Mallon Faircloth	20	191	9.6
1963	Mallon Faircloth	12	136	11.3
1964	Jerry Smith	24	193	8.0
1965	Jerry Smith	27	262	9.7
1966	Jerry Smith	23	148	6.4
1967	Bill Baker	21	232	11.0
1968	Bill Baker	29	305	10.5
1969	Bobby Majors	37	457	12.1
1970	Bobby Majors	38	269	7.0
1971	Bobby Majors	42	437	10.1
1972	Eddie Brown	42	429	10.2
1973	Eddie Brown	31	359	11.6
1974	Stanley Morgan	29	375	12.9
1975	Stanley Morgan	20	284	14.2
1976	Stanley Morgan	25	193	7.7
1977	Jeff Moore	12	32	2.7
1978	Robert Malone	11	117	10.6
1979	Roland James	19	243	12.8
1980	Willie Gault	21	103	4.9
1981	Willie Gault	31	381	12.3
1982	Willie Gault	20	145	7.3
1983	Tim McGee	21	192	9.1
1984	Andre Creamer	12	117	9.8
1985	Andre Creamer	22	149	6.8
1986	Thomas Woods	18	203	11.3
1987	Andre Creamer	17	120	7.1
1988	Thomas Woods	18	185	10.3
1989	Thomas Woods	14	126	9.0
1990	Dale Carter	29	381	13.1
1991	Dale Carter	24	141	5.9
1992	Shawn Summers	30	342	11.4
1993	Shawn Summers	18	255	14.2
1994	Nilo Silvan	15	272	18.1
1995	Shawn Summers	18	171	9.5
1996	Terry Fair	29	400	13.8
1997	Terry Fair	19	272	14.3
1998	Eric Parker	17	116	6.8
1999	Eric Parker	41	387	9.4
2000	Eric Parker	35	352	10.1
2001	Rashad Baker	26	237	9.1
2002	Mark Jones	26	240	9.2
2003	Mark Jones	20	303	15.1
2004	Jonathan Hefney	23	115	5.0
2005	Jonathan Hefney	13	149	11.5
2006	Jonathan Hefney	17	206	12.1
2007	Dennis Rogan	17	165	9.7
2008	Gerald Jones	15	150	10.0
2009	Dennis Rogan	6	46	7.7
2010	Eric Gordon	6	39	6.5
2011	Devrin Young	8	94	11.8
2012	Devrin Young	16	155	9.7
2013	Devrin Young	8	63	7.9
2014	Cameron Sutton	14	158	11.3
2015	Cameron Sutton+	25	467	18.7
2016	Alvin Kamara	18	184	10.2
2017	Marquez Callaway	13	109	8.4

+NCAA statistical champion



# KICKOFF RETURNS

## INDIVIDUAL GAME

Kickoffs returned—7, Willie Gault (Southern California 1981)  
Yards returned—207, LaMarcus Coker (Florida 2007)  
Longest kickoff return—100, Evan Berry (at South Carolina 2016); Evan Berry (at Kentucky 2015); Leonard Scott (Georgia 1999); Peerless Price (Alabama 1998); Pete Panuska (Maryland 1984); Willie Gault (Pittsburgh 1980)  
Most TDs by kickoff return—1, set by several, last Evan Berry at South Carolina, 2016

## INDIVIDUAL SEASON

Kickoffs returned—33, David Oku (2009)  
Yards returned—863, David Oku (2009)  
Average per return—  
Min. 20 ret.—38.3, Evan Berry 2015 (21 for 804 yards)  
Min. 30 ret.—26.2, David Oku 2009 (33 for 863 yards)  
Touchdowns by kickoff return—3, Evan Berry 2015; Willie Gault 1980;

## INDIVIDUAL CAREER

Kickoffs returned—78, Willie Gault 1979-82  
Yards returned—1,854, Willie Gault 1979-82  
Average per return—  
Min. 30 ret.—34.3, Evan Berry 2014-Pres. (53 for 1,820 yards)  
Min. 50 ret.—34.3, Evan Berry 2014-Pres. (53 for 1,820 yards)  
Touchdowns by kickoff return—4, Evan Berry, 2014-Pres.; Willie Gault 1979-82

# KICKOFF RETURNS

## MOST RETURNS

### GAME

1. 7 Willie Gault at Southern Cal 1981

### SEASON

1.	33	David Oku	2009
2.	28	Dennis Rogan	2008
	28	Willie Gault	1981
4.	27	Devrin Young	2011
	27	Dale Carter	1991
	27	Ronald Davis	1992
	27	Leonard Scott	2000
8.	26	Carl Pickens	1989
	26	Corey Larkins	2002
10.	25	Leonard Scott	2001

### CAREER

1.	78	Willie Gault	1979-82
2.	77	Leonard Scott	1999-2002
3.	63	Corey Larkins	2001-04
4.	54	Devrin Young	2011-Pres.
5.	49	Evan Berry	2014-Pres.
	49	David Oku	2009-10
7.	44	Dennis Rogan	2007-09
	44	Dale Carter	1990-91
9.	41	Gary Moore	1977-79
10.	37	Stanley Morgan	1973-76
	37	Anthony Morgan	1988-90
	35	Carl Pickens	1989-91
13.	30	LaMarcus Coker	2006-07
	30	Billy Williams	1993-94

## RETURN YARDS

### SEASON

1.	863	David Oku	2009
2.	804	Evan Berry	2015
3.	698	Dennis Rogan	2008
4.	671	Cordarrelle Patterson	2012
5.	662	Willie Gault	1980
6.	636	Leonard Scott	2000
7.	628	Devrin Young	2011
8.	623	Dale Carter	1991
9.	611	Corey Larkins	2002
10.	606	Willie Gault	1981

### CAREER

1.	1,854	Willie Gault	1979-82
2.	1,820	Evan Berry	2014-17
3.	1,788	Leonard Scott	1999-2002
4.	1,543	Devrin Young	2011-14
6.	1,307	Corey Larkins	2001-04
6.	1,175	David Oku	2009-10
7.	1,133	Dennis Rogan	2007-09
8.	1,130	Dale Carter	1990-91
9.	996	Gary Moore	1977-79
10.	862	Anthony Morgan	1988-90
11.	777	Carl Pickens	1989-91
12.	763	Stanley Morgan	1973-76
13.	740	LaMarcus Coker	2006-07
14.	722	Billy Williams	1993-94
15.	671	Cordarrelle Patterson	2012

## RETURN AVERAGE

### SEASON (MIN. 10 RETURNS)

1.	38.3+	Evan Berry	2015
2.	32.9	Evan Berry	2016
3.	29.82+	Dale Carter	1990
4.	29.80+	Randall Morris	1983
5.	29.5	Evan Berry	2014
	29.5	Dennis Rogan	2007
7.	28.4	Billy Williams	1993
8.	28.0	Cordarrelle Patterson	2012
9.	27.8	Peerless Price	1998

+NCAA Statistical Champion

### CAREER (MIN. 20 RETURNS)

1.	34.3	Evan Berry	2014-17
2.	28.2	Mallon Faircloth	1961-63
3.	28.0	Cordarrelle Patterson	2012
4.	25.8	Dennis Rogan	2007-09
5.	25.7	Dale Carter	1990-91
6.	24.7	LaMarcus Coker	2006-07
7.	24.3	Gary Moore	1977-79

## TOUCHDOWNS

### SEASON

1.	3	Evan Berry	2015
	3	Willie Gault	1980

### CAREER

1.	4	Evan Berry	2014-Pres.
	4	Willie Gault	1979-82

## LONGEST RETURNS

1.	100	Evan Berry at South Carolina	2016
	100	Evan Berry at Kentucky	2015
	100	Leonard Scott vs. Georgia	1999
	100	Peerless Price vs. Alabama	1998
	100	Pete Panuska vs. Maryland*	1984
	100	Willie Gault vs. Pittsburgh	1980
7.	98	Gene McEver at Alabama	1928
	98	Henry Krouse at No. Carolina	1934
	98	Gary Moore vs. Auburn	1979
	98	Cord. Patterson at Miss State	2012
11.	96	Evan Berry vs. Arkansas	2015
	96	Willie Gault at LSU	1982
13.	95	Willie Gault at Vanderbilt	1980
14.	94	Buddy Hackman vs. Wash. & Lee	1928
	94	Mallon Faircloth vs. Chattanooga	1963

\*Bowl Game

## MISSED FG RETURN FOR TDS

### GAME

1. 95\* J. Elmore vs. Carson-Newman 1926
  2. 90\* Tyrone Hines vs. S. Carolina 1995
  3. 85\* Floyd Miley vs. Notre Dame 1991
- \*-Short FG; ^-Blocked FG

## YEARLY LEADERS

Year	Name	Returns	Yds	Avg
1950	Jimmy Hahn	7	165	23.6
1951	Hank Lauricella	6	116	19.3
1952	Ed Godzak	4	124	31.0
1953	Jimmy Wade	7	159	22.7
1954	Tom Tracy	5	99	19.8
1955	Johnny Majors	5	128	25.6
1956	Johnny Majors	6	135	22.5
1957	Bobby Gordon	9	271	30.1
1958	Bill Majors	10	252	25.2
1959	Bill Majors	6	135	22.5
1960	Gene Etter	6	146	24.3
1961	Glenn Glass	4	186	46.5
1962	Mallon Faircloth	9	230	24.4
1963	Mallon Faircloth	7	248	35.4
1964	Hal Wantland	10	224	22.4
1965	Walter Chadwick	10	228	22.8
1966	Richmond Flowers	7	151	21.6
1967	Richmond Flowers	8	173	21.6
1968	Lanny Pearce	9	206	22.9
1969	Richard Callaway	8	146	18.0
1970	Lester McClain	8	168	21.0
1971	Bobby Majors	8	245	30.1
1972	Haskel Stanback	7	109	15.6
1973	Stanley Morgan	14	309	22.1
1974	Paul Careathers	18	375	20.8
1975	Jeff Moore	19	333	17.5
1976	Stanley Morgan	6	136	22.7
1977	Gary Moore	14	376	26.9
1978	Robert Malone	15	293	19.5
1979	Gary Moore	17	363	21.4
1980	Willie Gault	24	662	27.6
1981	Willie Gault	28	606	21.6
1982	Willie Gault	23	549	23.9
1983	Randall Morris	15	447	29.8
1984	Wesley Pryor	9	201	22.3
1985	Pete Panuska	11	218	19.8
1986	Anthony Miller	24	522	21.7
1987	Reggie Cobb	16	326	20.4
1988	Anthony Morgan	24	580	24.2
1989	Carl Pickens	26	594	22.8
1990	Dale Carter	17	507	29.8
1991	Dale Carter	27	623	23.1
1992	Ronald Davis	27	579	21.4
1993	Billy Williams	13	369	28.4
1994	Billy Williams	17	353	20.8
1995	Shawn Summers	12	269	22.4
1996	Mark Levine	17	431	25.4
1997	Dwayne Goodrich	13	282	21.7
1998	Peerless Price	14	389	27.8
1999	Leonard Scott	20	540	27.0
2000	Leonard Scott	27	636	23.6
2001	Leonard Scott	25	552	20.9
2002	Corey Larkins	26	611	23.5
2003	Corey Larkins	19	387	20.4
2004	Corey Larkins	14	241	17.2
2005	Lucas Taylor	19	428	22.5
2006	LaMarcus Coker	9	180	20.0
2007	LaMarcus Coker	21	560	26.7
2008	Dennis Rogan	28	698	24.9
2009	David Oku	33	863	26.2
2010	David Oku	16	312	19.5
2011	Devrin Young	27	628	23.3
2012	Cordarrelle Patterson	24	671	28.0
2013	Devrin Young	19	493	25.9
2014	Evan Berry	14	413	29.5
2015	Evan Berry	21	804	38.3
2016	Evan Berry	14	460	32.9
2017	Ty Chandler	17	416	24.5

+NCAA statistical champion



# TOTAL KICK RETURNS (KICKOFF & PUNT)

**INDIVIDUAL GAME**

Total kicks returned—10, Willie Gault (Memphis State 1981)  
Yards on punt & kickoff returns—210, Dale Carter (Kentucky 1990)

Average per return (min. 4 ret.)—48.8, Bobby Majors (Penn State 1971; 4 for 195)

Touchdowns by kick returns—1, many

**INDIVIDUAL SEASON**

Total kicks returned—59, Willie Gault 1981 (31 punt, 28 kickoff)  
Yards on punt & kickoff returns—987, Willie Gault 1981

Touchdowns by kick return—3, Evan Berry 2015; Willie Gault 1980

Touchdowns by kick and punt return—Cordarrelle Patterson, 2012; Bobby Gordon, 1957

**INDIVIDUAL CAREER**

Total kicks returned—156, Willie Gault 1979-82 (78 punt, 78 kickoff)  
Yards on punt & kickoff returns—2,513, Willie Gault 1979-82

Average per return—  
Min. 60 ret.—23.3, Leonard Scott, 1999-2002 (77 for 1,788 yards)  
Min. 100 ret.—16.1, Willie Gault, 1979-82 (156 for 2,513 yards)

Touchdowns by kick return—5, Willie Gault 1979-82

## TOTAL RETURNS

**MOST RETURNS**

**GAME**

1. 10 Willie Gault at Memphis St. 1981

**SEASON**

1. 59 Willie Gault 1981

**CAREER**

1. 156 Willie Gault 1979-82

**MOST RETURN YARDS**

**GAME**

1. 210 Dale Carter vs. Kentucky 1990

**SEASON**

- 987 Willie Gault (381 PR, 606 KR) 1981
- 888 Dale Carter (381 PR, 507 KR) 1990
- 863 David Oku (863 KR) 2009
- 804 Evan Berry (804 KR) 2015
- 772 C. Patterson (101 PR, 671 KR) 2012
- 765 Willie Gault (103 PR, 662 KR) 1980
- 764 Dale Carter (141 PR, 623 KR) 1991

- 760 Dennis Rogan (62 PR, 698 KR) 2008
- 722 Devrin Young (94 PR, 628 KR) 2011
- 694 Willie Gault (145 PR, 549 KR) 1982

**CAREER**

- 2,513 Willie Gault 1979-82 (659 PR, 1,854 KR)
- 1,855 Devrin Young 2011-14 (1,543 KR, 312 PR)
- 1,820 Evan Berry (1,820 KR) 2014-17
- 1,788 Leonard Scott 1999-2002 (1,788 KR)
- 1,652 Dale Carter (522 PR, 1,130 KR) 1990-91
- 1,615 Stanley Morgan (852 PR, 763 KR) 1973-76
- 1,530 Bobby Majors 1969-71 (1,163 PR, 367 KR)
- 1,406 Dennis Rogan (273 PR, 1,133 KR) 2007-09
- 1,308 Shawn Summers (942 PR, 366 KR) 1992-95
- 1,307 Corey Larkins (1,307 KR) 2001-04
- 1,274 George Cafego (883 PR, 391 KR) 1937-39

## MAJORS LEADERS

1. WILLIE GAULT, WR (1979-82), GRIFFIN, GA.

	Punts		KO		Total		Avg.
	No.	Yds.	No.	Yds.	No.	Yds.	
1979	6	30	3	37	9	67	7.4
1980	21	103	24	662	45	765	17.0
1981	31	381	28	606	59	987	16.7
1982	20	145	23	549	43	694	16.1
<b>TOTALS</b>	<b>78</b>	<b>659</b>	<b>78</b>	<b>1854</b>	<b>156</b>	<b>2,513</b>	<b>16.1</b>

Others	Punts		KO		Total		Avg.
	No.	Yds.	No.	Yds.	No.	Yds.	
2. Devrin Young, 2011-14	32	312	67	1,543	99	1,855	18.7
3. Evan Berry, 2014-Pres.	—	—	53	1,820	53	1,820	34.3
4. Leonard Scott, 1999-2002	—	—	77	1,788	77	1,788	23.2
5. Dale Carter, 1990-91	53	522	44	1,130	97	1,652	17.0
6. Stanley Morgan, 1973-76	74	852	37	763	111	1,615	14.5
7. Bobby Majors, 1969-71	117	1,163	16	367	133	1,530	11.5
8. Dennis Rogan, 2007-09	36	273	44	1,133	80	1,406	17.6
9. Shawn Summers, 1992-95	84	942	16	366	100	1,308	13.1
10. Corey Larkins, 2001-04	—	—	63	1,307	63	1,307	20.7
11. George Cafego, 1937-39	64	883	12	391	76	1,274	16.8
12. Hal Littleford, 1947-49	79	880	14	310	93	1,190	12.8
13. Bert Rechichar, 1949-51	55	808	8	195	63	1,003	15.9

## SINGLE-SEASON LEADERS

Name, Year	Punts		KO		Total		Avg.
	No.	Yds.	No.	Yds.	No.	Yds.	
1. Willie Gault, 1981	31	381	28	606	59	987	16.7
2. Dale Carter, 1990	29	381	17	507	46	888	19.3
3. David Oku, 2009	—	—	33	863	33	863	26.2
4. Evan Berry, 2015	—	—	21	804	21	804	38.3
5. Cordarrelle Patterson, 2012	4	101	24	671	28	772	28.0
6. Willie Gault, 1980	21	103	24	662	45	765	17.0
7. Dale Carter, 1991	24	141	27	623	51	764	15.0
8. Dennis Rogan, 2008	13	62	28	698	41	760	18.5
9. Devrin Young, 2011	8	94	27	628	35	722	20.6
10. Willie Gault, 1982	20	145	23	549	46	694	15.1
11. Bobby Majors, 1971	42	437	8	245	50	682	13.6
12. Corey Larkins, 2002	3	44	26	611	29	655	22.6

## YEARLY LEADERS

Year	Name	PR	KOR	Total
1970	Bobby Majors	269	0	269
1971	Bobby Majors	437	245	682
1972	Eddie Brown	429	16	445
1973	Eddie Brown	359	43	402
1974	Stanley Morgan	375	255	630
1975	Stanley Morgan	284	63	347
1976	Stanley Morgan	193	136	329
1977	Gary Moore	0	376	376
1978	Robert Malone	117	293	410
1979	Gary Moore	0	363	363
1980	Willie Gault	103	662	765
1981	Willie Gault	381	606	987
1982	Willie Gault	145	549	694
1983	Randall Morris	0	477	477
1984	Wesley Pryor	0	201	201
1985	Pete Panuska	0	218	218
1986	Anthony Miller	0	522	522
1987	Terence Cleveland	14	329	343
1988	Anthony Morgan	0	580	580
1989	Carl Pickens	46	594	640
1990	Dale Carter	381	507	888
1991	Dale Carter	141	623	764
1992	Ronald Davis	0	579	579
1993	Billy Williams	15	369	384
1994	Nilo Silvan	272	340	612
1995	Shawn Summers	171	269	440
1996	Terry Fair	400	57	457
1997	Terry Fair	272	30	302
1998	Peerless Price	-3	389	386
1999	Leonard Scott	0	540	540
2000	Leonard Scott	0	636	636
2001	Leonard Scott	0	522	522
2002	Corey Larkins	44	611	655
2003	Corey Larkins	0	387	387
2004	Corey Larkins	1	241	242
2005	Lucas Taylor	80	428	508
2006	Jonathan Hefney	206	32	238
2007	LaMarcus Coker	0	560	560
2008	Dennis Rogan	62	698	760
2009	David Oku	0	863	863
2010	Eric Gordon	39	324	363
2011	Devrin Young	94	628	722
2012	Cordarrelle Patterson	101	671	772
2013	Devrin Young	63	493	556
2014	Evan Berry	0	413	413
2015	Evan Berry	0	804	804
2016	Evan Berry	0	460	460
2017	Ty Chandler	0	416	416





# DEFENSE

## ■ INDIVIDUAL GAME

Total Tackles—28, Tom Fisher vs. Auburn  
1964 (21 solo, 7 assists)

Primary Tackles—21, Tom Fisher vs. Auburn  
1964

Assists—17, A.J. Johnson at Miss State, 2012

Sacks—4, Reggie White vs. Citadel 1983

Fumbles Forced—3, Al Wilson vs. Florida  
1998

Fumbles Recovered—3, Micah Abernathy  
vs. Virginia Tech 2016

## ■ INDIVIDUAL SEASON

Total Tackles—194, Andy Spiva 1976 (134  
solo, 60 assists)

Primary Tackles—134, Andy Spiva 1976

Assists—90, Jamie Rotella 1972

Tackles for Loss—25, Leonard Little 1995 (14  
TFLs, 11 sacks)

Tackles for Loss (Excluding Sacks)—14,  
Leonard Little 1995

Sacks—15, Reggie White 1983

Quarterback Pressures (from 1995)—21,  
Steve White 1995; Parys Haralson 2004

Fumbles Forced—7, Andy Spiva 1975

Fumbles Recovered—5, Greg Gaines 1980

## ■ INDIVIDUAL CAREER

Total Tackles—547, Andy Spiva 1973-76 (354  
solo, 193 assists)

Primary Tackles—354, Andy Spiva 1973-76

Assists—207, A.J. Johnson, 2011-14

Tackles for Loss—53, Leonard Little 1995-97  
(25 TFLs, 28 sacks)

Tackles for Loss (Excluding Sacks)—34, Eric  
Westmoreland 1996, 1998-2000

Sacks—33, Derek Barnett, 2014-16

Quarterback Pressures (from 1995)—49, Will  
Overstreet 1998-2001

Fumbles Forced—14, Andy Spiva 1973-76

Fumbles Recovered—8, Conrad Graham  
1970-72; Scott Galyon 1992-95

## TOTAL TACKLES

### ■ GAME

1.	28	Tom Fisher at Auburn	1964
2.	25	Greg Jones vs. Vanderbilt	1977
	25	Greg Jones vs. Alabama	1976
	25	Andy Spiva vs. Vanderbilt	1975
5.	24	Kelly Ziegler at Boston Coll.	1987
	24	Lemont Holt Jeffers vs. Auburn	1981
	24	Andy Spiva vs. Kentucky	1976
8.	23	Daniel Bituli vs. Georgia Tech	2017
	23	Keith DeLong vs. Alabama	1988
10.	22	Andy Spiva vs. Florida	1976
	22	Ray Nettles at Alabama	1971
12.	21	many, last: Jalen Reeves-Maybin vs. Oklahoma	2015

### ■ SEASON

1.	194	Andy Spiva	1976
2.	190	Jamie Rotella	1972
3.	182	Steve Poole	1974
4.	174	Ray Nettles	1971
5.	167	Carl Zander	1984
6.	165	Andy Spiva	1975
	165	Tom Fisher	1964
8.	163	Russ Williams	1975
	163	Andy Spiva	1974
10.	159	Keith DeLong	1988

### ■ CAREER

1.	547	Andy Spiva	1973-76
----	-----	------------	---------

2.	425	A.J. Johnson	2011-14
3.	413	Jamie Rotella	1970-72
4.	407	Earnest Fields	1987-91
5.	377	Greg Jones	1974-77
6.	358	Craig Puki	1975-79
7.	355	Jim Noonan	1976-80
8.	353	Kelly Ziegler	1983-87
9.	350	Rico McCoy	2006-09
	350	Dale Jones	1983-86
11.	349	Steve Poole	1973-75

## SOLO TACKLES

### ■ GAME

1.	21	Tom Fisher at Auburn	1964
2.	19	Keith DeLong vs. Alabama	1988
	19	Greg Jones vs. Vanderbilt	1977
4.	18	Darryl Hardy at Alabama	1989
5.	17	Kelly Ziegler at Boston College	1987
	17	Greg Jones vs. Alabama	1976
7.	16	Lemont Holt Jeffers at Alabama	1981

### ■ SEASON

1.	134	Andy Spiva	1976
2.	118	Tom Fisher	1964
3.	117	Keith DeLong	1988
4.	111	Russ Williams	1975
	111	Steve Poole	1974
6.	110	Greg Jones	1976
7.	108	Andy Spiva	1974
	108	Ray Nettles	1971
9.	105	Art Reynolds	1973
10.	104	Jim Noonan	1977

### ■ CAREER

1.	354	Andy Spiva	1973-76
2.	269	Jamie Rotella	1970-72
3.	258	Earnest Fields	1987-91
4.	254	Kelly Ziegler	1983-87
5.	241	Jim Noonan	1976-80
6.	239	Craig Puki	1975-79
7.	233	Keith DeLong	1985-88
	233	Dale Jones	1983-86
9.	232	Jamie Rotella	1970-72
10.	227	Jonathan Hefney	2004-07
	227	Darryl Hardy	1988-91

## ASSISTED TACKLES

### ■ GAME

1.	17	A.J. Johnson at Miss State	2012
2.	15	Colton Jumper vs. Georgia Tech	2017
3.	13	Daniel Bituli vs. Georgia Tech	2017
	13	Lavoisier Fisher at Auburn	1984
	13	Alvin Toles vs. Mississippi	1983
	13	Carl Zander vs. Pittsburgh	1983
	13	Danny Jenkins vs. California	1977
8.	12	Mike Cofer at Georgia	1981

### ■ SEASON

1.	90	Jamie Rotella	1972
2.	76	Carl Johnson	1972
3.	75	A.J. Johnson	2012
4.	71	Steve Poole	1974
5.	70	Bobby Majors	1971
6.	67	David Campbell	1973
7.	66	Ray Nettles	1971
	66	John Wagster	1971
9.	65	Carl Zander	1984
	65	Andy Spiva	1975

### ■ CAREER

1.	207	A.J. Johnson	2011-14
2.	193	Andy Spiva	1973-76
3.	181	Jamie Rotella	1970-72

4.	163	Rico McCoy	2006-09
5.	149	Earnest Fields	1987-91
6.	147	Carl Zander	1981-84
7.	138	John Wagster	1970-72
8.	131	Steve Poole	1973-75
9.	126	Russ Williams	1974-77
10.	121	Ronnie McCartney	1973-75
11.	120	Lemont Holt Jeffers	1978-81

## TACKLES FOR LOSS

### ■ SEASON

1.	25	Leonard Little (11s, 14tfl)	1995
2.	24	Reggie White (15s, 9tfl)	1983
3.	21	John Henderson (12s, 9tfl)	2000
	21	Todd Kelly (11s, 10 tfl)	1992
5.	20.5	Derek Barnett (10s, 10.5tfl)	2014
6.	19.5	Shaun Ellis (8.5s, 11tfl)	1999
7.	19.0	Derek Barnett (13, 6tfl)	2016
8.	18.5	Jesse Mahelona (5s, 13.5tfl)	2004
9.	17.5	Anthony Sessions (9.5s, 8tfl)	2000
10.	16.5	Parys Haralson (8.5s, 8tfl)	2005
11.	16	Steve White (9s, 7.5tfl)	1995
12.	15.5	James Wilson (7.5s, 8tfl)	1993

### ■ CAREER

1.	53	Leonard Little (28 sacks, 25 tfl)	1995-97
2.	52	Derek Barnett (33 sacks, 19 tfl)	2014-16
	51	Reggie White (32 sacks, 19 tfl)	1980-83
4.	40	Eric Westmoreland (6 sacks, 34 TFL)	1996, 98-00
5.	39.5	Dale Jones (15.5 sacks, 24 TFL)	1983-86
6.	38.5	John Henderson (20.5 sacks, 18 TFL)	1998-2001
7.	36.5	Todd Kelly (22.5 sacks, 14 TFL)	1989-92

## SACKS

### ■ GAME

1.	4.5	Corey Miller at Kentucky	2013
2.	4	Reggie White vs. Citadel*	1983
3.	3	Derek Barnett vs. So. Carolina	2016
	3	Derek Barnett at So. Carolina	2014
	3	Derek Barnett at Ole Miss	2014
	3	Jerod Mayo vs. California	2006
	3	Kevin Simon vs. Marshall	2003
	3	Eric Westmoreland vs. Kentucky	2000
	3	John Henderson at Kentucky	1999
	3	Shaun Ellis vs. Wyoming	1999
	3	Darwin Walker vs. Wyoming	1999
	3	Corey Terry at Syracuse	1998
	3	Leonard Little at South Carolina	1996
	3	Leonard Little at Mississippi	1996
	3	Shane Bonham vs. Arkansas	1992
	3	Chuck Smith at Louisville	1991
	3	Mark Hovanac at Florida	1985
	3	Dennis Wolfe vs. TCU	1976
	3	David Page vs. Clemson	1974

\*Neutral Site

### ■ SEASON

1.	15	Reggie White	1983
2.	13.5	Jonathan Brown	1997
3.	13	Derek Barnett	2016
4.	12	John Henderson	2000
5.	11	Curt Maggitt	2014
	11	Leonard Little	1995
	11	Todd Kelly	1992
8.	10	Derek Barnett	2015

# RECORDS

10	Derek Barnett	2014
10	Ron McCartney	1975

## ■ CAREER

1.	33	Derek Barnett	2014-16
2.	32	Reggie White	1980-83
3.	28	Leonard Little	1995-97
4.	25	Jonathan Brown	1994-97
5.	22.5	Todd Kelly	1989-92
6.	21	Parys Haralson	2002-05
7.	20.5	John Henderson	1998-2001
	20.5	James Wilson	1989-93
9.	20	Steve White	1992-95

## QUARTERBACK

### PRESSURES (FROM 1995)

#### ■ SEASON

1.	21	Parys Haralson	2004
	21	Steve White	1995
3.	20	Albert Haynesworth	2001
4.	18	Leonard Little	1995
5.	17	Omari Hand	2002
	17	Will Overstreet	2000
	17	Shane Burton	1995
8.	16	Derek Barnett	2016

#### ■ CAREER

1.	49	Will Overstreet	1998-2001
2.	44	Parys Haralson	2002-05
3.	42	Leonard Little	1995-97
4.	38	Corey Terry	1996-98
5.	33	Darwin Walker	1997-99
6.	32	Shaun Ellis	1997-99
7.	31	Derek Barnett	2014-16
	31	Albert Haynesworth	1999-2001

## INTERCEPTIONS

#### ■ GAME

1.	3	Deon Grant vs. Auburn	1999
	3	P. Warren vs. Boston Col.	1988
	3	Chris White vs. UCLA	1985
	3	Tim Priest vs. Alabama	1970
	3	Bill Young at Rice	1968
	3	Albert Dorsey at Alabama	1967
	3	J.W. Sherrill at Kentucky	1949
	3	Bob Lund vs. North Carolina	1948

#### ■ SEASON

1.	10	Bobby Majors	1970
2.	9+	Deon Grant	1999
	9+	Chris White	1985
	9	Tim Priest	1970
	9	Bill Young	1968
	9	J.W. Sherrill	1949
7.	7	Eric Berry	2008
	7	Roland James	1978
	7	Conrad Graham	1972
	7	Tim Priest	1969
	7	Mike Jones	1967
	7	Bert Rechichar	1950

+NCAA Statistical Champion

#### ■ CAREER

1.	18	Tim Priest	1968-70
2.	16	Mike Jones	1967-69
3.	15	Conrad Graham	1970-72
	15	Bill Young	1966-69
5.	14	Eric Berry	2007-09
	14	Deon Grant	1997-99
7.	13	DeRon Jenkins	1992-95

13	Charles Davis	1983-86
13	Bobby Majors	1969-71
10.	12	Dwayne Goodrich
1996-99		
12	Terry Fair	1994-97

## INTERCEPTION RETURN YARDAGE

#### ■ SEASON

1.	265+	Eric Berry	2008
2.	222	Eric Berry	2007
3.	177	Bobby Majors	1970
4.	174	Tim Priest	1970
5.	168	Chris White	1985

+SEC Record

#### ■ CAREER

1.	494+	Eric Berry	2007-09
2.	305	Tim Priest	1968-70
	305	Mike Jones	1967-69
4.	293	Conrad Graham	1970-72
5.	281	Jackie Walker	1969-71
6.	246	Deon Grant	1997-99
7.	244	Eddie Brown	1971-73
8.	236	Bobby Majors	1969-71

+SEC Record

## INTERCEPTION TD RETURNS

#### ■ GAME

1.	1	Many, last Nigel Warrior	2017
----	---	--------------------------	------

#### ■ SEASON

1.	3	Prentiss Waggner	2010
2.	2	Preston Warren	1988
	2	Jackie Walker	1971
	2	Jackie Walker	1970
	2	Jim Cartwright	1959
	2	Bud Sherrod	1949

#### ■ CAREER

1.	5	Jackie Walker	1969-71
----	---	---------------	---------

## LONGEST INT. RETURNS

1.	100	Evan Berry vs. Northwestern	2015
	100	Ray Martin vs. Louisville	1953
3.	99	Morris Vowell at Sewanee	1916
4.	97	Daniel Bituli at Alabama	2017
5.	96	Eric Berry at Florida	2007
	96	Art Reynolds at Memphis St.	1972
7.	90	Eric Gordon vs. Vanderbilt	2011
	90	Shaun Ellis at Auburn	1998
	90	Roland James vs. Mississippi	1978
10.	84	Roger Urbano vs. Maryland	1956
11.	83	Danny Jeffries vs. S. Carolina	1971
12.	79	Charles Vaughan vs. Vandy	1933
13.	78	Jabari Greer vs. Kansas St.*	2000

\*Bowl Game

## FORCED FUMBLES

#### ■ GAME

1.	3	Al Wilson vs. Florida	1998
2.	2	Rashaan Gauden vs. Ky.	2017
	2	Deandre Johnson vs. ISU	2017
	2	DeAngelo Willingham vs. So. Carolina	2007
	2	Parys Haralson at Ky.	2005
	2	B. Johnson vs. UNLV	2004
	2	Billy Ratliff at Alabama	1997

2	Leonard Little at Ole Miss	1996
2	Armandos Fisher vs. So. Carolina	1993
2	Darrin Miller at Alabama	1985
2	Charles Benton vs. Memphis St.	1984
2	Carlton Peoples vs. Duke	1982

#### ■ SEASON

1.	7	Andy Spiva	1975
2.	5	Rico McCoy	2009
	5	Corey Terry	1998
	5	Al Wilson	1998
	5	Dale Jones	1985
	5	Danny Spradlin	1980
	5	Steve Davis	1979

#### ■ CAREER

1.	14	Andy Spiva	1973-76
2.	11	Dale Jones	1983-86
3.	10	Shon Walker	1988-91
	10	Jim Noonan	1976-80
	10	Russ Williams	1974-77

## RECOVERED FUMBLES

#### ■ GAME

1.	3	Micha Abernathy vs. Vir. Tech	2016
2.	2	Eric Westmoreland vs. Wyo.	1999
	2	Raynoch Thompson at Fla.	1998
	2	John Emery vs. S. Carolina	1993
	2	Jason Parker vs. Georgia	1993
	2	Jason Parker vs. Kentucky	1992
	2	R. McKenzie vs. Memphis St.	1984
	2	Greg Gaines vs. Virginia	1980
	2	Greg Jones at Memphis St.	1976
	2	Eddy Powers at Mississippi	1975
	2	Randy Verner vs. Utah	1975
	2	Nick Carmichael at Kentucky	1973
	2	Jackie Walker at Kentucky	1971

#### ■ SEASON

1.	5	Greg Gaines	1980
2.	4	Dwayne Goodrich	1996
	4	Scott Galyon	1994
	4	DeRon Jenkins	1993
	4	Jeremy Lincoln	1990
	4	Earnest Fields	1990
	4	Brian Ingram	1979
	4	Danny Jenkins	1977
	4	Conrad Graham	1970

#### ■ CAREER

1.	8	Scott Galyon	1992-95
	8	Conrad Graham	1970-72
3.	7	Greg Jones	1974-77
4.	6	Dwayne Goodrich	1996-99
	6	Leonard Little	1995-97
	6	Jason Parker	1992-96
	6	Earnest Fields	1987-91
	6	Jeremy Lincoln	1987-90
	6	Bill Bates	1979-82
	6	Chris Wampler	1979-82
	6	Brian Ingram	1977-81
	6	Greg Gaines	1978-80

## LONGEST FUMBLE RETURN FOR TD

1.	107*	John Caldwell at Sewanee	1905
2.	96	Darrin Miller vs. Iowa**	1987
3.	87	Carl Johnson at Kentucky	1981
4.	81	Julian Battle at Notre Dame	2001
5.	76	Conrad Graham vs. Penn State	1971
6.	75	Clarence McCollum vs. UNC	1908

\*Field was 110 yards long.

\*\*Kickoff Classic V

## PASSES DEFENDED

(SINCE 1976)

### SEASON

1.	17	Jonathan Wade (13 PBU, 4 INT)	2006
	17	D. Grant (8 PBU, 9 INT)	1999
3.	16	Cameron Sutton (13 PBU, 3 INT)	2014
4.	15	Gibril Wilson (12 PBU, 3 INT)	2003
	15	Jabari Greer (14 PBU, 1 INT)	2002
	14	Roshaun Fellows (11 PBU, 3 INT)	2004
	14	Rashad Baker (10 PBU, 4 INT)	2001
	14	Terry Fair (9 PBU, 5 INT)	1997
9.	13	E. Berry (6 PBU, 7 INT)	2008
	13	J. Allen (11 PBU, 2 INT)	2003
	13	J. Greer (12 PBU, 1 INT)	2001

### CAREER

1.	37	Cameron Sutton (30 PBU, 7 INT)	2013-Pres.
2.	35	Jabari Greer (33 PBU, 2 INT)	2000-03
3.	34	Dwayne Goodrich (22 PBU, 12 INT)	1996-99
	34	Preston Warren (26 PBU, 8 INT)	1987-90
	32	Jonathan Hefney (22 PBU, 10 INT)	2004-07
	32	Rashad Baker (21 PBU, 11 INT)	2000-03
7.	31	Eric Berry (17 PBU, 14 INT)	2007-09
8.	30	Terry Fair (19 PBU, 11 INT)	1994-97
9.	28	Deon Grant (14 PBU, 14 INT)	1997-99
10.	25	Jonathan Wade (19 PBU, 6 INT)	2002-06

## CAREER TACKLES

1. ANDY SPIVA, LB (1973-76),

CHAMBLEE, GA.

	T	AT	TT
1973	12	13	25
1974	108	55	163
1975	100	65	165
1976	134	60	194
<b>TOTALS</b>	<b>354</b>	<b>193</b>	<b>547</b>

2. A.J. JOHNSON, LB (2011-14),  
GAINESVILLE, GA.

	T	AT	TT
2011	37	43	80
2012	63	75	138
2013	60	46	106
2014	58	43	101
<b>TOTALS</b>	<b>218</b>	<b>207</b>	<b>425</b>

3. JAMIE ROTELLA, LB (1970-72), VERONA, N.J.

	T	AT	TT
1970	63	49	112
1971	69	42	111
1972	100	90	190
<b>TOTALS</b>	<b>232</b>	<b>181</b>	<b>413</b>

## YEAR-BY-YEAR LEADERS

### INTERCEPTIONS

Year	Name	No.	Per/g	Yds.
1950	Bert Rechichar	7	--	95
1951	Jimmy Wade	2	--	49
1952	Hugh Garner	2	--	43
1953	Bobby Brengle	2	--	64
1954	Pat Oleksiak	6	--	99
1955	Lon Herzbrun	3	--	36
1956	Bobby Urbano	2	--	92
1957	Bobby Gordon	2	--	12
1958	Ray Brann	2	--	40
1959	Jim Cartwright	4	--	118
1960	Bill Majors	2	--	78
1961	Mike Lucci	3	--	56
1962	Mallon Faircloth	5	--	59
1963	Hai Wantland	3	--	45
1964	Tom Fisher	3	--	35
1965	Bob Petrella	4	--	87
1966	Harold Stancell	3	--	33
1967	Mike Jones	7	--	150
1968	Bill Young	9	--	53
1969	Tim Priest	7	--	116
1970	Bobby Majors	10	0.91	177
1971	Conrad Graham	5	0.46	148
1972	Conrad Graham	7	0.64	72
1973	Eddie Brown	5	0.46	105
1974	Hank Walter	3	0.30	31
1975	Eddy Powers	4	0.40	43
1976	Thomas Rowsey	4	0.36	81
	Russ Williams	4	0.36	57
1977	Thomas Rowsey	3	0.33	31
1978	Roland James	7	0.70	126
1979	Danny Martin	5	0.45	39
1980	Danny Martin	2	0.18	26
	Greg Gaines	2	0.18	8
1981	Bill Bates	4	0.36	0
1982	Carlton Peoples	5	0.45	27
1983	Charles Davis	4	0.36	37
1984	Charles Davis	2	0.25	37
1985	Chris White	9+	0.82	168
1986	Charles Davis	4	0.40	97
1987	Kelly Ziegler	3	0.25	28
1988	Preston Warren	5	0.45	115
1989	Carl Pickens	4	0.36	50
1990	Dale Carter	5	0.42	106
1991	Dale Carter	4	0.36	37
1992	Jason Parker	4	0.36	55
1993	DeRon Jenkins	5	0.46	13
1994	Ronald Davis	2	0.28	0
1995	DeRon Jenkins	4	0.36	33
1996	Terry Fair	4	0.40	94
1997	Terry Fair	5	0.42	1
1998	Deon Grant	5	0.42	79
1999	Deon Grant	9+	0.82	167+
2000	Steven Marsh	2	0.18	17
2001	Rashad Baker	4	0.33	82
2002	Rashad Baker	3	0.45	0
2003	Gibril Wilson	3	0.30	1
2004	Corey Campbell	4	0.31	1

2005	Jonathan Hefney	3	0.27	63
2006	Jonathan Hefney	5	0.38	75
2007	Eric Berry	5	0.36	222
2008	Eric Berry	7	0.58	265
2009	Wes Brown	2	0.17	28
2010	Janzen Jackson	5	0.38	114
	Prentiss Waggner	5	0.38	73
2011	Austin Johnson	4	0.33	49
2012	Byron Moore	5	0.42	88
2013	Brian Randolph	4	0.33	79
2014	Justin Coleman	4	0.31	83
2015	Todd Kelly Jr.	3	0.23	5
2016	Todd Kelly Jr.	2	0.17	10
2017	Micah Abernathy	2	0.17	26
	5 tied with 1 INT			

### TACKLES

Year	Name	T	AT	TT
1970*	Jackie Walker	82	42	124
1971	Ray Nettles	108	66	174
1972	Jamie Rotella	100	90	190
1973	Art Reynolds	105	50	155
1974	Steve Poole	111	71	182
1975	Andy Spiva	100	65	165
1976	Andy Spiva	134	60	194
1977	Jim Noonan	104	46	150
1978	Craig Puki	88	43	131
1979	Craig Puki	87	35	122
1980	Danny Spradlin	67	58	125
1981	Lemont Holt Jeffers	70	63	133
1982	Joe Cofer	62	45	107
1983	Alvin Toles	72	63	135
1984	Carl Zander	102	65	167
1985	Kelly Ziegler	83	18	101
1986	Kelly Ziegler	61	38	99
1987	Keith DeLong	87	38	125
1988	Keith DeLong	117	42	159
1989	Darryl Hardy	85	25	110
1990	Earnest Fields	93	47	140
1991	Earnest Fields	74	42	116
1992	Reggie Ingram	59	26	85
	Ben Talley	53	32	85
1993	Ben Talley	56	31	87
1994	Scott Galyon	67	26	93
1995	Scott Galyon	62	29	91
1996	Lyrone Hines	78	32	110
1997	Leonard Little	59	28	87
1998	Raynoch Thompson	62	27	89
1999	Raynoch Thompson	51	36	87
2000	Eric Westmoreland	56	27	83
2001	Eddie Moore	58	23	81
2002	Keyon Whiteside	79	40	119
2003	Kevin Simon	79	36	115
2004	Jason Allen	88	35	123
2005	Kevin Simon	40	48	88
2006	Marvin Mitchell	77	27	104
2007	Jerod Mayo	80	60	140
2008	Elix Wilson	47	42	89
2009	Rico McCoy	72	47	119
2010	Nick Reveiz	51	57	108

2011	Austin Johnson	41	40	81
2012	A.J. Johnson	63	75	138
2013	A.J. Johnson	60	46	106
2014	A.J. Johnson	58	43	101
2015	Jalen Reeves-Maybin	63	38	101
2016	Jalen Reeves-Maybin	66	39	105
2017	Todd Kelly Jr.	49	22	71
	Daniel Bituli	44	46	90

### SACKS

Year	Name	Sacks	Yards
1975	Ron McCartney	10	89
1976	Dennis Wolfe	5	5
1977	Danny Jenkins	7	7
1978	Brad White	7	7
1979	Brad White	7	7
1980	Brad White	5	25
1981	Reggie White	8	8
1982	Reggie White	7	7
1983	Reggie White	13	13
1984	Dale Jones	4	4
1985	Mark Hovanic	8	8
1986	Mark Hovanic	6	6
1987	Tracy Hayworth	7	7
1988	Manon Hobby	4	36
1989	Tracy Hayworth	4.5	20
1989	Mark Moore	4.5	27
1990	Cory Bailey	5	23
	Todd Kelly	5	25
	Shazzon Bradley	5	24
1991	Chuck Smith	9	78
1992	Todd Kelly	11	90
1993	Horace Morris	8	58
1994	Steve White	7	40
1995	Leonard Little	11	63
1996	Leonard Little	8.5	45
1997	Jonathan Brown	13.5	111
1998	Darwin Walker	6	49
1999	Shaun Ellis	8.5	82
2000	John Henderson	12	86
2001	Will Oversteat	5	59
2002	Keyon Whiteside	5	26
2003	Parys Haralson	4.5	36
	Kevin Simon	4.5	34
2004	Parys Haralson	7	36
2005	Parys Haralson	8.5	58
2006	Jerod Mayo	5	40
2007	Robert Ayers	4	19
2008	Nevin McKenzie	5	30
2009	Chris Walker	6	43
2010	Malik Jackson	5	28
2011	Malik Jackson	2.5	13
2012	Darrington Sentimore	4	33
2013	Corey Miller	6.5	42
2014	Curt Maggitt	11	56
2015	Derek Barnett	10	51
2016	Derek Barnett	13	93
2017	Colton Jumper	4.5	27

\*NCAA statistical leader

\*Denotes totals became official in 1970

# OFFENSE YEAR-BY-YEAR

Year	G	1st Downs	Total Off.	Total Points	Rush Att.	Rush Yds.	Rush TD	Pass Cmp.	Pass Att.	Pass Yds.	Pct.	Pass TD	Int.	Punts	Punt Avg.	Punt Ret. Yds.	KO Ret. Yds.
1950	11	148	3,289	335	--	2,710	31	39	106	579	36.8	11	10	70	35.9	561	--
1951	10	159	3,685	373	533	<b>3,068</b>	<b>40</b>	41	96	617	42.7	11	9	52	34.6	<b>800</b>	320
1952	10	153	2,809	259	544	2,318	25	33	85	491	38.8	11	6	68	35.2	505	253
1953	11	139	2,812	240	472	2,202	27	34	83	610	41.0	7	10	67	32.6	470	506
1954	10	104	2,308	105	452	2,035	11	25	86	273	29.1	3	16	65	37.4	408	415
1955	10	134	2,622	188	458	1,941	18	46	96	681	47.9	9	8	59	38.9	368	446
1956	10	151	3,093	286	454	2,273	30	54	100	820	54.0	7	6	64	40.5	266	322
1957	10	119	2,044	161	478	1,664	18	32	74	380	43.2	2	9	67	39.3	383	478
1958	10	77	1,340	77	384	854	7	46	87	486	52.9	3	5	94	37.3	166	544
1959	10	101	1,640	112	420	1,168	9	40	77	472	51.9	3	8	85	37.8	414	466
1960	10	106	2,248	209	398	1,806	17	36	85	442	42.4	7	8	63	40.3	444	554
1961	10	128	2,452	221	436	1,832	15	42	84	620	50.0	10	4	53	35.3	284	608
1962	10	129	2,490	179	407	1,687	14	52	133	804	39.1	8	9	58	41.8	294	564
1963	10	138	2,807	168	449	1,987	15	52	149	820	34.9	7	10	58	34.7	374	570
1964	10	85	1,520	80	377	839	6	53	115	681	46.1	2	8	77	39.8	256	463
1965	10	137	2,548	193	447	1,535	16	73	141	1,013	51.8	7	9	63	37.8	277	332
1966	10	183	3,245	222	429	1,431	10	143	247	1,814	52.0	19	8	49	43.4	229	352
1967	10	196	3,654	259	508	1,933	20	129	222	1,712	58.6	12	10	54	38.5	262	455
1968	10	191	3,400	248	506	1,539	15	160	294	1,861	54.0	18	9	74	40.4	481	455
1969	10	185	3,523	315	517	2,023	22	106	223	1,500	47.5	13	11	53	41.2	457	455
1970	11	237	4,361	336	563	2,365	22	142	318	1,996	44.6	18	18	61	36.3	295	444
1971	11	168	3,102	256	564	2,151	19	71	179	951	39.6	3	16	69	38.0	437	441
1972	11	189	3,444	273	536	2,146	21	105	187	1,298	56.2	9	10	61	38.4	448	351
1973	11	192	3,704	272	510	2,142	17	111	200	1,562	55.5	14	7	56	43.6	359	661
1974	11	182	3,628	204	574	2,260	18	93	171	1,368	54.4	6	6	64	43.1	375	640
1975	11	197	3,889	253	570	2,203	21	102	211	1,686	48.3	12	13	<b>79</b>	40.3	337	463
1976	11	208	3,655	237	<b>593</b>	2,388	28	83	166	1,267	50.0	4	8	60	41.5	193	444
1977	11	179	3,220	229	527	1,998	21	96	196	1,222	48.2	6	9	66	44.7	60	751
1978	11	203	3,951	251	540	2,281	22	123	233	1,670	52.8	7	14	60	38.4	238	678
1979	11	215	3,985	289	563	2,388	25	104	210	1,597	49.5	10	<b>20</b>	52	40.5	295	590
1980	11	187	3,229	256	527	1,888	21	101	196	1,341	51.5	9	14	58	40.1	146	729
1981	11	179	3,240	216	501	1,779	16	116	228	1,461	50.9	11	12	69	42.6	411	664
1982	11	189	3,626	259	437	1,577	12	178	303	2,049	58.7	12	15	58	45.1	150	712
1983	11	200	4,125	252	514	2,319	14	134	256	1,806	52.3	14	11	58	42.0	330	547
1984	11	240	4,418	300	482	2,261	19	173	283	2,157	61.1	14	10	42	41.8	286	469
1985	11	207	4,233	290	464	1,654	11	190	297	2,579	64.0	19	11	60	37.5	186	395
1986	11	217	4,067	272	470	1,823	21	170	266	2,244	63.9	11	7	48	41.8	372	784
1987	12	261	4,871	395	573	2,652	36	166	285	2,219	58.2	12	14	38	40.2	281	938
1988	11	218	3,815	212	453	1,480	11	206	340	2,335	60.6	13	11	53	42.2	207	892
1989	11	239	4,493	315	582	2,701	27	125	210	1,792	59.5	9	10	50	39.1	172	838
1990	12	242	4,933	442	507	2,468	33	193	339	2,465	56.9	16	17	50	41.4	455	1,023
1991	11	266	5,145	335	512	2,332	20	231	366	2,813	63.1	16	15	38	39.6	247	757
1992	11	206	4,272	309	527	2,352	25	148	259	1,947	57.1	11	4	65	41.0	410	674
1993	11	258	5,286	471	442	2,621	27	208	320	2,665	<b>65.0</b>	31	9	42	39.2	453	661
1994	11	242	4,560	318	537	2,543	25	164	271	2,017	60.5	15	11	45	39.4	455	783
1995	11	280	5,003	411	442	1,972	26	250	391	3,031	63.9	22	4	43	35.1	324	752
1996	11	247	4,780	389	396	1,384	24	255	399	3,396	63.9	20	12	49	40.0	520	697
1997	12	<b>300</b>	<b>5,794</b>	411	398	1,813	13	296	492	<b>3,981</b>	60.2	<b>37</b>	12	50	38.9	388	656
1998	12	234	4,786	408	517	2,536	27	157	275	2,250	57.1	27	7	57	38.6	208	779
1999	11	219	4,468	348	459	2,104	30	168	313	2,364	53.7	12	10	57	42.6	405	662
2000	11	223	4,105	359	439	1,790	20	212	354	2,315	59.9	21	11	61	40.4	452	926
2001	12	228	4,829	355	453	1,849	19	230	360	2,980	63.9	22	9	55	38.9	394	722
2002	13	243	4,592	296	517	1,957	19	218	356	2,635	61.2	14	7	68	42.4	435	855
2003	13	243	4,834	365	463	1,800	16	238	422	3,034	56.4	27	15	71	44.8	531	558
2004	13	276	5,193	278	320	2,418	21	210	376	2,775	55.9	27	15	59	40.5	200	511
2005	11	196	3,589	205	399	1,411	10	186	356	2,178	52.2	11	13	59	41.2	226	732
2006	13	249	4,842	362	382	1,404	17	265	415	3,438	63.9	24	11	47	44.7	239	594
2007	<b>14</b>	293	5,621	455	459	1,946	19	<b>333</b>	<b>534</b>	3,675	62.4	33	12	65	41.6	302	<b>1,462</b>
2008	12	172	3,225	208	409	1,475	14	153	309	1,750	49.5	8	9	69	40.9	212	1,037
2009	13	272	4,985	381	477	2,043	19	233	401	2,942	58.1	28	14	56	41.3	112	1,369
2010	13	231	4,729	351	408	1,420	14	238	419	3,309	56.8	26	15	70	42.1	73	1,141
2011	12	217	3,992	244	392	1,081	11	223	400	2,911	55.8	18	12	54	<b>46.8</b>	130	976
2012	12	289	5,711	434	413	1,924	18	285	477	3,787	59.7	35	14	56	40.7	261	1,046
2013	12	224	4,240	286	460	2,261	18	191	344	1,979	55.5	12	17	64	43.8	143	880
2014	13	277	4,817	376	524	1,903	20	281	453	2,914	62.0	23	14	80	42.2	213	817
2015	13	293	5,490	457	617	2,908	32	220	371	2,582	59.3	17	5	63	45.2	567	902
2016	13	280	5,768	<b>473</b>	517	2,668	31	238	379	3,100	62.8	28	12	70	44.6	367	1,045
2017	12	197	3,493	238	413	1,409	14	180	319	2,084	56.4	11	10	70	47.5	112	680





# SEASON-BY-SEASON SPECIALTY DEFENSE

## FUMBLE RECOVERIES

29-1950
25-1954
24-1979, 1952
23 - 1980, 1955, 1951
22-1985, 1953
21 - 1990, 1971, 1970, 1956
19 - 1998, 1969, 1968, 1949, 1948
18 - 1977, 1974, 1961
17 - 1982, 1975, 1962, 1959
16 - 1994, 1993, 1960, 1958
15 - 1996, 1991, 1972, 1963
14 - 2009, 2000, 1976
13 - 2016, 2002, 1992, 1966, 1964, 1947
12 - 2004, 1987, 1984, 1981, 1973, 1957, 1946
11 - 2013, 2005, 1997, 1967, 1965
10 - 2017, 2010, 2001, 1988
9 - 2011, 2007
8 - 2014, 1989
7 - 2015, 2003, 1999, 1995
6 - 1978
5 - 2012, 1983
4 - 2006, 1986
3 - 2008

## FORCED FUMBLES

29 - 1979
27 - 1980
24 - 1975
23 - 1998
22 - 1997, 1976, 1971
20 - 1994
19 - 2014, 1990
18 - 2009, 1985
17 - 2005
16 - 2015, 1995, 1992, 1977
15 - 2017, 2004, 1982, 1981, 1972
14 - 1996, 1993, 1991, 1974
13 - 2002, 1970
12 - 2000
11 - 2007, 2003, 2001, 1999, 1989, 1987, 1984
10 - 1973
9 - 2016, 2011, 2010
8 - 2013, 1988, 1978
6 - 2012, 2008, 1986
3 - 1983

## INTERCEPTIONS

36 - 1970
30 - 1969
28 - 1967
26 - 1949
25 - 1971
24 - 1990
23 - 1968, 1950
22 - 1985
21 - 1999, 1972
20 - 1951
19 - 1966, 1965, 1946
18 - 2010, 1993, 1979
17 - 2008, 1975
16 - 2014, 2007, 2006, 2004, 1998, 1995, 1982, 1976, 1962, 1954, 1953
15 - 2003, 1989, 1973

14 - 2013, 1996, 1987, 1981, 1978, 1956, 1955
13 - 1997, 1991, 1986, 1960, 1959
12 - 2015 2012, 2002, 2001, 1980, 1963, 1961, 1948
11 - 2016, 1992, 1988, 1984, 1974, 1947
10 - 2009, 1977
9 - 2011, 2005, 2000, 1994, 1983, 1964, 1952
7 - 1958
6 - 1957
5 - 2017

## PASS BREAK-UPS

72 - 2001
66 - 2003, 2002
64 - 2000
60 - 1998, 1987
57 - 2005, 1999
56 - 1997
55 - 1990
53 - 2015, 1989
52 - 2013
51 - 1995
50 - 2007
47 - 2016
46 - 1993
45 - 2009, 2004
44 - 1996
43 - 2014, 2010
42 - 2006
37 - 1994
36 - 2008
35 - 2012, 1985
33 - 1991
32 - 2017, 1988
29 - 1977
27 - 2011
25 - 1978
22 - 1992
21 - 1984
20 - 1986
19 - 1983
16 - 1979, 1976
11 - 1982
9 - 1981
6 - 1980

## TACKLES FOR LOSS

100 - 2016
83 - 1996
75 - 2015
74 - 1998
71 - 2006
69 - 1976
68 - 1999
65 - 2013
64 - 2003, 2000
61 - 2017
59 - 2004
58 - 1995
57 - 1993
56 - 2014, 2012, 2008
55 - 1997
54 - 2005, 1992
52 - 2010, 2007, 1994
51 - 2011, 2002, 1990
50 - 2009, 2001

48 - 1991
46 - 1975
45 - 1983
41 - 1970
39 - 1989, 1971
36 - 1980
35 - 1982
33 - 1981
31 - 1973, 1972
29 - 1988
27 - 1974
25 - 1987
23 - 1984
22 - 1986
21 - 1985

## QUARTERBACK SACKS

50 - 2000
47 - 1997
42 - 1999, 1995
40 - 1992
39 - 1991
38 - 1993, 1970
35 - 2014
34 - 2001
33 - 2005, 2004
31 - 1998
30 - 2016, 2015, 1996, 1994, 1990, 1983
29 - 2002
28 - 2003
26 - 2010, 1979, 1973
25 - 1987, 1985, 1971
24 - 2007, 1989
23 - 2008, 1974
22 - 2017, 1981
21 - 2009, 1986, 1978
18 - 2013, 1972
17 - 2012, 2006, 1977
16 - 2011, 1982, 1980, 1975
14 - 1988, 1984, 1976

## QUARTERBACK PRESSURES

108 - 1998
98 - 1997
84 - 2000, 1995
80 - 2004, 2001
79 - 1999
76 - 1996
63 - 2005
62 - 2003
57 - 2006
53 - 2002
49 - 2008
45 - 2012
44 - 2010
43 - 2016
41 - 2015
37 - 2009
36 - 2014, 2011
35 - 2013
33 - 2007
20 - 2017



# OPPONENT RECORDS

## INDIVIDUAL SINGLE-GAME RECORDS

(SINCE 1946)

### ■ RUSHING

Attempts—44, Taqoun Marshall, Georgia Tech 2017

Yards—282, Dexter McCluster, Ole Miss 2009

Touchdowns—5, Taqoun Marshall, Georgia Tech 2017

Longest Gain—88, Charlie McCullers, Tampa 1960

Three Players Rushing for 100 Yards—Paul Hofer (119), James Reed (115) and Michael Sweet (103), Mississippi 1975

### ■ PASSING

Attempts—62, Andre Woodson, Kentucky 2007

Completions—39, Andre Woodson, Kentucky 2007

Interceptions—6, Archie Manning, Mississippi 1968

Completion Percentage—81.8, Barry Lunney, Arkansas 1995 (22-of-27)

Yards—476, Tim Couch, Kentucky 1997

Touchdown Passes—6, Andre Woodson, Kentucky 2007; Danny Wuerffel, Florida 1995

Longest Gain—92, Matt Jones to Richard Smith, Arkansas 2002

### ■ TOTAL OFFENSE

Plays (Rushing and Passing)—72, Andre Woodson, Kentucky 2007

Yards (Rushing and Passing)—521, Whit Taylor, Vanderbilt 1981

### ■ RECEIVING

Receptions—15, Eric Moulds, Mississippi State 1995; 14, Kenny McKinley, South Carolina, 2007, Earl Bennett, Vanderbilt 2005

Yards—233, Pharoah Cooper, South Carolina, 2014

Touchdowns—4, Ike Hilliard, Florida 1995

Yards per Reception (Min. 5)—37.0  
Clarence Sevillian, Vanderbilt 1992 (6 for 222)

### ■ PUNTING

Punts—19, Johnny Cain, Alabama 1932

Punts (Modern)—13, Roger Pruett, Auburn 1973

Yards—914, Johnny Cain, Alabama 1932

Yards (Modern)—520, Bill Marinangel, Vanderbilt 1995

Average—56.5, Bill Hawk, Kentucky 1991 (6 for 339)

Longest Punt—78, Marcus Jenkins, Kentucky 1983

### ■ PUNT RETURNS

Returns—9, Mike Siganos, Kentucky 1976

Yards—127, Chris Davis, Auburn, 2013

Longest Return—90, Jake Scott, Georgia 1968

### ■ KICKOFF RETURNS

Returns—9, Hubert Loudermilk, Arkansas 1996

Yards—200, Eric Booth, Southern Mississippi 1997

Longest Return—100, Nathan Jones,

Rutgers 2002; Leroy Gallman, Duke 1993; Greg Boone, Duke 1982; Mickey Cureton, UCLA 1968; Sammy Grezaffi, LSU 1967

### ■ INTERCEPTIONS

Interceptions—4, Junior Rosegreen, Auburn 2004

Yards—128, Archibald Barnes, Vanderbilt 2011

Longest Return—100, Archibald Barnes, Vanderbilt 2011; Louis Guy, Mississippi 1962

### ■ SCORING

Touchdowns—5, Taqoun Marshall, Georgia Tech 2017

Field Goals Attempted—6, Brennan O'Donohoe, Arkansas 2002; Jess Atkinson, Maryland 1983

Field Goals Made—5, Jess Atkinson, Maryland 1983

Longest Field Goal Made—55, Win Lyle, Auburn 1987

Blocked Extra-Point Return—1, Quinton Reese, Auburn 1997 (95-yard return); Tony Bennett, Mississippi 1988 (92-yard return)

Longest Fumble Return—92, Sean Jones, Georgia 2003

## TEAM SINGLE-GAME RECORDS

(SINCE 1946)

### ■ RUSHING

Attempts—86, Georgia Tech 2017

Yards—535, Georgia Tech 2017

Touchdowns—6, Georgia Tech 2017; Nebraska 1997; Alabama 1986; Mississippi 1979; Mississippi 1977

### ■ PASSING

Attempts—63, Georgia Tech 1968

Fewest Attempts—0, Georgia Tech 1977

Completions—39, Kentucky 2007

Interceptions—8, Alabama 1970

Yards—496, Troy 2012

Touchdowns—6, Kentucky 2007; Florida 1995

### ■ TOTAL OFFENSE

Plays (Rushing and Passing)—110, Missouri 2016; Kentucky 2007

Yards (Rushing and Passing)—740, Missouri 2016

### ■ PUNTING

Punts—17, LSU 1942

Punts (Modern)—15, Duke 1946

Yards—520, Vanderbilt 1995

### ■ PUNT RETURNS

Returns—10, Alabama 1946; Kentucky 1976

Yards—152, Mississippi State 1998 (SEC Championship)

### ■ KICKOFF RETURNS

Returns—12, Tennessee Tech 1951

Yards—220, Mississippi State 2003

### ■ INTERCEPTIONS

Interceptions—5, Auburn 2004; Duke 1949

Yards—141, Alabama 1954

### ■ TURNOVERS

Turnovers—12 Kentucky 1950 (4 int., 8 fumbles)

Turnovers on Consecutive Plays — 4  
Western Kentucky 2013 (int, fumble, fumble, int) NCAA Record

Fumbles—9, Mississippi State 1955; Kentucky 1950;

Fumbles Lost—8, Kentucky 1950

### ■ MISCELLANEOUS

First Downs—41, Missouri 2016

First Downs, Rushing—29, Georgia Tech 2017

First Downs, Passing—27, Kentucky 2007

Penalties—17, Boston College 1988

Penalty Yards—165, Boston College 1988

Field Goals Attempted—7, Arkansas 2002

Field Goals Made—5, Maryland 1983

## INDIVIDUAL SINGLE-GAME

(SINCE 1946)

### ■ RUSHING

1.	282	Dexter McCluster, Mississippi 2009
2.	249	TaQuon Marshall (QB), Georgia Tech 2017
3.	225	Damarea Crockett, Missouri 2016
4.	217	Trayveon Williams, Texas A&M 2016
	217	Mike Pritchard, Colorado 1990
	217	Bobby Humphrey, Alabama 1986
7.	216	Ish Witter, Missouri 2017
	216	Floyd Little, Syracuse 1966 (Gator)
9.	214	Nick Marshall (QB), Auburn 2013
10.	211	Marcus Allen, Southern California 1981
11.	208	Todd Gurley, Georgia 2014
12.	207	Brent Fullwood, Auburn 1986
13.	206	Ahman Green, Nebraska 1998 (Orange)
14.	196	Rodney Hampton, Georgia 1988
15.	194	Gaston Green, UCLA 1985
16.	185	Carnell Williams, Auburn 2003
17.	184	Marcus Lattimore, South Carolina 2010
	184	Dennis Riddle, Alabama 1996
19.	181	Darren McFadden, Arkansas 2006

### ■ PASSING

1.	476	Tim Couch, Kentucky 1997
2.	464	Whit Taylor, Vanderbilt 1981
3.	456	Marcus Mariota, Oregon 2013
4.	438	Tommy Hodson, LSU 1989
5.	430	Andre Woodson, Kentucky 2007
6.	424	Matt Johnson, Bowling Green 2015
7.	416	Kyle Shurmur, Vanderbilt 2016
8.	406	Jared Lorenzen, Kentucky 2001
9.	401	Eric Zeier, Georgia 1994
10.	400	Cade McNow, UCLA 1997
11.	394	David Jaynes, Kansas 1973
12.	393	Corey Robinson, Troy 2012
13.	391	Whit Taylor, Vanderbilt 1982
14.	381	Kent Austin, Mississippi 1982
	381	Danny Wuerffel, Florida 1995
16.	379	Gary Hollingsworth, Alabama 1989
17.	374	Jason Campbell, Auburn 2004 (SEC Championship)
18.	373	Bryan Ellis, UAB 2010
19.	368	Stan White, Auburn 1990

### ■ RECEIVING

1.	233	Pharoh Cooper, South Carolina, 2014
2.	224	Amari Cooper, Alabama, 2014
3.	222	Clarence Sevellian, Vanderbilt 1992
4.	221	Julio Jones, Alabama 2010
5.	204	Vernon Wells, TCU 1976
6.	185	D.J. Hall, Alabama 2007
	185	Jacquez Green, Florida 1997
8.	184	Trent Sherfield, Vanderbilt 2016
9.	183	Eric Moulds, Mississippi State 1995
10.	177	Allama Mathews, Vanderbilt 1981
11.	176	Travis McGriff, Florida 1998
12.	172	Anthony Lucas, Arkansas 1998
13.	170	Dee Smith, Kentucky 1987
14.	168	Dave Moritz, Iowa 1982
15.	167	Earl Bennett, Vanderbilt 2005

## TEAM SINGLE-GAME

### ■ TEAM RUSHING

1.	535	Georgia Tech 2017
2.	457	Alabama 1986
3.	444	Auburn 2013
4.	443	Kentucky 2016
5.	433	Missouri 2017
	433	Mississippi 1977
7.	425	Auburn 1984
8.	420	Missouri 2016
9.	417	Mississippi 1975
10.	414	Georgia 1988

### ■ TEAM PASSING YARDS

1.	496	Troy 2012
2.	476	Kentucky 1997
3.	471	Oregon 2013
4.	464	Vanderbilt 1981
5.	440	Kentucky 1969
6.	438	LSU 1989
7.	433	Bowling Green 2015
8.	430	Kentucky 2007
9.	429	UAB 2010
10.	416	Vanderbilt 2016
11.	409	Florida 1998
12.	401	Georgia 1994
13.	400	UCLA 1997

### ■ TEAM PASSING ATTEMPTS

1.	63	Georgia Tech 1968
2.	62	Kentucky 2007
3.	60	Troy 2012
	60	UAB 2010
	60	Kansas 1973
6.	58	Kentucky 1998
	58	Auburn 1990
8.	53	Kentucky 2001
	53	Florida 2001
	53	Duke 1989
	53	Vanderbilt 1981
12.	51	Bowling Green 2015
	51	Alabama 1970

### ■ TEAM PASSING COMPLETIONS

1.	39	Kentucky 2007
2.	38	Troy 2012
3.	37	Duke 1989
	37	Mississippi 1982
5.	35	Kentucky 1998
	35	Kentucky 1997
	35	Kansas 1973
8.	34	South Carolina 2007
	34	Kentucky 2001
	34	Florida 2001
	34	South Carolina 2004
12.	32	Alabama 2007
	32	Kentucky 1999
	32	Alabama 1989
	32	Alabama 1969

### ■ TEAM TOTAL OFFENSE

1.	740	Missouri 2016
2.	721	Troy 2012
3.	687	Oregon 2013
4.	659	Missouri 2017
5.	655	Georgia Tech 2017
6.	635	Kentucky 2016
7.	634	Kentucky 1997
8.	625	South Carolina, 2014
9.	618	Washington State 1988
10.	608	Vanderbilt 2016
11.	604	Alabama, 2017
12.	594	Alabama 2016
13.	592	Texas A&M 2016
14.	587	Vanderbilt 1981
15.	584	Florida 1995
16.	569	Georgia 1992
17.	564	Kentucky 2007
18.	562	Alabama 1981
19.	560	Georgia 2012
20.	559	Auburn 2004 (SEC Championship)

### ■ TEAM TOTAL OFFENSIVE PLAYS

1.	110	Missouri 2016
	110	Kentucky 2007
3.	99	Alabama 2003
	99	Auburn 1990
	99	Troy 2012
6.	97	Alabama 1989
7.	96	Georgia Tech 2017
8.	94	Auburn 1984
	94	Kansas 1973
	94	Georgia Tech 1968

# BOWL GAME-BY-GAME HISTORY

**1939 ORANGE BOWL**  
vs. Oklahoma (W) 17-0

**1940 ROSE BOWL**  
vs. Southern California (L) 0-14

**1941 SUGAR BOWL**  
vs. Boston College (L) 13-19

**1943 SUGAR BOWL**  
vs. Tulsa (W) 14-7

**1945 ROSE BOWL**  
vs. Southern California (L) 0-25

**1947 ORANGE BOWL**  
vs. Rice (L) 0-8

**1951 COTTON BOWL**  
vs. Texas (W) 20-14  
*Andy Kozar (RB) Outstanding Back*  
*Bud Sherrrod (End) Outstanding Lineman*

**1952 SUGAR BOWL**  
vs. Maryland (L) 13-28

**1953 COTTON BOWL**  
vs. Texas (L) 0-16

**1957 SUGAR BOWL**  
vs. Baylor (L) 7-13

**1957 GATOR BOWL**  
vs. Texas A&M (W) 3-0  
*Bobby Gordon (RB) Most Outstanding Player*

**1965 BLUEBONNET BOWL**  
vs. Tulsa (W) 27-6  
*Dewey Warren (QB) Offensive MVP*  
*Frank Emanuel (LB) Defensive MVP*

**1966 GATOR BOWL**  
vs. Syracuse (W) 18-12  
*Dewey Warren (QB) Most Outstanding Player*

**1968 ORANGE BOWL**  
vs. Oklahoma (L) 24-26

**1969 COTTON BOWL**  
vs. Texas (L) 13-36

**1969 GATOR BOWL**  
vs. Florida (L) 13-14  
*Curt Watson (RB) Most Outstanding Player*

**1971 SUGAR BOWL**  
vs. Air Force (W) 34-13  
*Bobby Scott (QB) Most Outstanding Player*

**1971 LIBERTY BOWL**  
vs. Arkansas (W) 14-13

**1972 BLUEBONNET BOWL**  
vs. Louisiana State (W) 24-17  
*Condredge Holloway (QB) Offensive MVP*  
*Carl Johnson (DE) Defensive MVP*

**1973 GATOR BOWL**  
vs. Texas Tech (L) 19-28  
*Haskel Stanback (RB) Most Outstanding Player*

**1974 LIBERTY BOWL**  
vs. Maryland (W) 7-3  
*Mike Gayles (RB) Outstanding Offensive Player*

**1979 BLUEBONNET BOWL**  
vs. Purdue (L) 22-27  
*Roland James (DB) Defensive MVP*

**1981 GARDEN STATE BOWL**  
vs. Wisconsin (W) 28-21  
*Steve Alatorre (QB) MVP*

**1982 PEACH BOWL**  
vs. Iowa (L) 22-28  
*Alan Cockrell (QB) MVP*

**1983 FLORIDA CITRUS BOWL**  
vs. Maryland (W) 30-23  
*Johnnie Jones (RB) MVP*  
*Alvin Toles (LB) Outstanding Defensive Player*

**1984 SUN BOWL**  
vs. Maryland (L) 27-28  
*Carl Zander (LB) MVP (Lineman)*

**1986 SUGAR BOWL**  
vs. Miami (Fla.) (W) 35-7  
*Daryl Dickey (QB) Most Outstanding Player*

**1986 LIBERTY BOWL**  
vs. Minnesota (W) 21-14  
*Jeff Francis (QB) MVP*  
*Joey Clinkscales (WR) Outstanding Offensive Player*  
*Dale Jones (LB) Outstanding Defensive Player*

**1988 PEACH BOWL**  
vs. Indiana (W) 27-22  
*Reggie Cobb (RB) MVP*

**1990 COTTON BOWL**  
vs. Arkansas (W) 31-27  
*Chuck Webb (RB) Outstanding Offensive Player*  
*Carl Pickens (DB) Outstanding Defensive Player*

**1991 SUGAR BOWL**  
vs. Virginia (W) 23-22  
*Andy Kelly (QB) Most Outstanding Player*

**1992 FIESTA BOWL**  
vs. Penn State (L) 17-42

**1993 HALL OF FAME BOWL**  
vs. Boston College (W) 38-23  
*Heath Shuler (QB) MVP*

**1994 FLORIDA CITRUS BOWL**  
vs. Penn State (L) 13-31  
*Raymond Austin (DB) Outstanding Defensive Player*

**1994 GATOR BOWL**  
vs. Virginia Tech (W) 45-23  
*James Stewart (RB) Most Outstanding Player*

**1996 FLORIDA CITRUS BOWL**  
vs. Ohio State (W) 20-14  
*Jay Graham (RB) Most Valuable Player*  
*Leonard Little (DE) Outstanding Defensive Player*

**1997 FLORIDA CITRUS BOWL**  
vs. Northwestern (W) 48-28  
*Peyton Manning (QB) MVP*  
*Tyrone Hines (LB) Outstanding Defensive Player*

**1998 ORANGE BOWL**  
vs. Nebraska (L) 17-42  
*Jamal Lewis (RB) UT MVP*

**1999 FIESTA BOWL**  
vs. Florida State (W) 23-16  
*Peerless Price (WR) Offensive MVP*  
*Dwayne Goodrich (DB) Defensive MVP*

**2000 FIESTA BOWL**  
vs. Nebraska (L) 21-31  
*Tee Martin (QB) UT MVP*

**2001 COTTON BOWL**  
vs. Kansas State (L) 21-35

**2002 FLORIDA CITRUS BOWL**  
vs. Michigan (W) 45-17  
*Casey Clausen (QB) MVP*  
*John Henderson (DT) Outstanding Defensive Player*

**2002 PEACH BOWL**  
vs. Maryland (L) 3-30

**2004 PEACH BOWL**  
vs. Clemson (L) 14-27

**2005 COTTON BOWL**  
vs. Texas A&M (W) 38-7  
*Rick Clausen (QB) Offensive MVP*  
*Justin Harrell (DT) Defensive MVP*

**2007 OUTBACK BOWL**  
vs. Penn State (L) 10-20

**2008 OUTBACK BOWL**  
vs. Wisconsin (W) 21-17  
*Erik Ainge (QB) MVP*

**2009 CHICK-FIL-A BOWL**  
vs. Virginia Tech (L) 14-37

**2010 MUSIC CITY BOWL**  
vs. North Carolina (L) (2 ot) 27-30

**2015 TAXSLAYER BOWL**  
vs. Iowa (W) 45-28  
*Joshua Dobbs (QB) MVP*

**2016 OUTBACK BOWL**  
vs. Northwestern (W) 45-6  
*Jalen Hurd (RB) MVP*

**2016 MUSIC CITY BOWL**  
vs. Nebraska (W) 38-24  
*Joshua Dobbs (QB) MVP*

GENERAL

STAFF

PLAYERS

REVIEW

HISTORY

HONORS

VOLMANAC

RECORDS



# BOWL FACTS

## ■ NCAA BOWL APPEARANCE LEADERS

1. Alabama	^65
2. Nebraska	53
Texas	54
4. Southern California	^53
Georgia	53
<b>6. Tennessee</b>	<b>52</b>
7. Oklahoma	51
8. LSU	49
9. Penn State	^48
10. Ohio State	^47
11. Georgia Tech	44
Florida State	^45
Michigan	45
14. Florida	43
15. Arkansas	42

## ■ NCAA BOWL WINS LEADERS

1. Alabama	^38
2. Southern California	^34
3. Georgia	31
4. Oklahoma	29
5. Penn State	29
<b>6. Tennessee</b>	<b>28</b>
Texas	28
8. Florida State	^27
9. Nebraska	26
10. Georgia Tech	25
LSU	25
12. Ole Miss	24
13. Auburn	23
Ohio State	^23
15. Florida	22
16. Michigan	21

*\*Had games vacated by NCAA Committee on Infractions.*

## UT BOWL QUICK FACTS

- 52 Bowl Games: Ranks 6th all-time
- All-Time Bowl Record: 28-24 (6th in wins)
- Consecutive Bowl Seasons: 16 (1989-2004)

BOWL (Years)	W-L
Bluebonnet (1965-72-79)	2-1
Cotton (1951-53-69-90-2001-05)	3-3
Fiesta (1992-99-2000)	1-2
Florida Citrus (1983-94-96-97-2002)	4-1
Garden State (1981)	1-0
Gator/TaxSlayer (1957-66-69-73-94-2014)	4-2
Liberty (1971-74-86)	3-0
Music City (2010, 2016)	1-1
Orange (1939-47-68-98)	1-3
Outback/Hall of Fame (1993-2007-08-15)	3-1
Chick-fil-A/Peach (1982-88-2002-04-09)	1-4
Rose (1940-45)	0-2
Sugar (1941-43-52-57-71-86-91)	4-3
Sun (1984)	0-1
<b>Totals</b>	<b>28-24</b>

## BOWL BESTS

### ■ RUSHING

Yards	Player	Bowl	Opponent
250	Chuck Webb	1990 Cotton	Arkansas
180	Travis Henry	2001 Cotton	Kansas State
154	Jay Graham	1996 Citrus	Ohio State
154	Johnnie Jones	1983 Citrus	Maryland
151	Tony Thompson	1991 Sugar	Virginia
146	Reggie Cobb	1988 Peach	Indiana
131	Hank Lauricella	1951 Cotton	Texas
130	Jalen Hurd	2016 Outback	Northwestern

### ■ PASSING

Yards	Player	Bowl	Opponent
408	Peyton Manning	1997 Citrus	Northwestern
393	Casey Clausen	2002 Citrus	Michigan
384	Casey Clausen	2004 Peach	Clemson
365	Erik Ainge	2008 Outback	Wisconsin
315	Steve Alatorre	1981 Garden State	Wisconsin
312	Tyler Bray	2010 Music City	N.Carolina
291	Joshua Dobbs	2016 Music City	Nebraska
288	Bobby Scott	1971 Sugar	Air Force
278	Tee Martin	1999 Fiesta	Florida State

### ■ RECEIVING

Yards	Player	Bowl	Opponent
199	Peerless Price	1999 Fiesta	Florida State
196	Anthony Hancock	1981 Garden State	Wisconsin
125	Jason Witten	2002 Citrus	Michigan
122	Joey Kent	1997 Citrus	Northwestern
120	Josh Malone	2016 Music City	Nebraska
119	Donté Stallworth	2002 Citrus	Michigan
110	Peerless Price	1997 Citrus	Northwestern
109	Joey Kent	1996 Citrus	Ohio State

### ■ TOTAL OFFENSE

Yards	Player	Bowl	Opponent
416	Peyton Manning	1997 Citrus	Northwestern
409	Joshua Dobbs	2016 Music City	Nebraska
386	Casey Clausen	2004 Peach	Clemson
379	Casey Clausen	2002 Citrus	Michigan
367	Erik Ainge	2008 Outback	Wisconsin
297	Tee Martin	1999 Fiesta	Florida State
290	Steve Alatorre	1981 Garden State	Wisconsin

### ■ ALL-PURPOSE YARDAGE

Yards	Player	Bowl	Opponent
250	Chuck Webb	1990 Cotton	Arkansas
242	Peerless Price	1999 Fiesta	Florida State
205	Anthony Hancock	1981 Garden State	Wisconsin
191	Travis Henry	2001 Cotton	Kansas State
190	Donté Stallworth	2002 Citrus	Michigan

### ■ TACKLES

Num.	Player	Bowl	Opponent
20	Carl Zander	1984 Sun	Maryland
16	Reggie McKenzie	1984 Sun	Maryland
15	Jack Reynolds	1969 Cotton	Texas
14	Rey Nettles	1971 Liberty	Arkansas
14	Carl Zander	1981 Garden State	Wisconsin
14	Dale Jones	1983 Citrus	Maryland
14	Nick Reveiz	2010 Music City	N.Carolina





# POSTSEASON

1931 NEW YORK CHARITY GAME \*

<b>TENNESSEE</b>	0	13	0	0	-	<b>13</b>
<b>NEW YORK U.</b>	0	0	0	0	-	<b>0</b>

*\*NCAA does not recognize this game as a bowl game*

Dec. 5, 1931

NEW YORK — It didn't count, at least according to NCAA statisticians, but Tennessee's first post-season bowl appearance came in the 1931 Charity Bowl game at Yankee Stadium.

The game was set up by New York City Mayor Jimmy Walker and was an intersectional clash between the Vols and the Violets of New York University. The Vols were 8-0-1 in 1931, with a 6-6 deadlock against Kentucky marring an otherwise perfect season.

It was Capt. Neyland's sixth year as the Vol helm and the Vols had compiled a 52-2-4 overall record through the end of the 1931 season.

Herman Hickman's sensational defensive play earned him a spot on Grantland Rice's 1931 All-America team. Rice was so impressed with Hickman's performance that he named him to his All-America team on the basis of the Charity Bowl game alone.

Three future Vol College Football Hall of Fame members, Gene McEver, Beattie Feathers and Hickman, played in the contest. In addition, Capt. Neyland would also be inducted into the College Football Hall of Fame in 1956.

The Vols' second trip to New York was much better than their first. Seven years earlier, the Vols had lost to Army 41-0 at West Point.

Feathers and Deke Brackett had long touchdown runs and Hickman anchored the Vol defense as Tennessee defeated the Violets by a 13-0 count.

The game was one of a number of contests played during the Great Depression (mainly in 1931) to raise money for relief of the unemployed in response to the President's Committee on Mobilization of Relief Resources. In addition to the Charity Bowl, the Army-Navy games of 1930 and 1931 were played at Yankee Stadium. The NCAA does not recognize these games in the all-time bowl game records.

## SCORING SUMMARY

TENN — Feathers 65 run (McEver run)  
TENN — Brackett 75 punt return (Kick failed)

TEAM STATISTICS	TENN	NYU
First Downs	8	8
Rushes-Yards	42-109	46-77
Passing Yards	13	171
Passes (Att.-Comp.)	8-1	23-9
Total Offense	122	248
Total Offensive Plays	50	89
Fumbles-Lost	3-2	1-0
Penalties-Yards	1-5	10-90
Punts-Average	11-40	9-31

# BOWL RECAPS

1939 ORANGE BOWL

<b>TENNESSEE</b>	7	3	0	7	-	<b>17</b>
<b>OKLAHOMA</b>	0	0	0	0	-	<b>0</b>

Jan. 2, 1939

MIAMI — Tennessee and Oklahoma squared off in the 1939 Orange Bowl in a classic battle of speed against size. And, when it was over, Tennessee's speed and stamina had won out by a 17-0 count. Tennessee had come into the game undefeated and No. 2 in the country and Oklahoma was riding a 14-game winning streak.

Tennessee scored first when a 15-yard penalty backed the Sooners to their 3-yard line. Vol tailback George Cafego returned the ensuing punt to the Sooner 27 and followed up the punt return with a key gain to the 12. Two plays later, Bob Foxx scored from the 8. The Vols scored a field goal after a Sooner fumble, a 22-yarder by Bowden Wyatt, and led 10-0 at the half.

Tennessee scored its final touchdown in the fourth quarter on a 19-yard run by Babe Wood on a reverse. The Vols polished off their eighth shutout of the season by stopping the Sooners the rest of the way and finished undefeated in 11 games.

It was a penalty-plagued game as tempers flared throughout the contest and more than 200 yards were assessed against the teams.

## SCORING SUMMARY

TENN — Foxx 8 run (Wyatt run)  
TENN — Wyatt 32 FG  
TENN — Wood 19 run (Foxx kick)

TEAM STATISTICS	TENN	OKLA
First Downs	15	6
Rushing Yards	51-197	16-25
Passing Yards	63	69
Passes (Att.-Comp.-Int.)	13-4-0	27-10-1
Total Offensive Plays	64	43
Total Offensive Yards	260	94
Fumbles-Lost	2-1	4-3
Penalties-Yards	16-130	9-90
Punts-Average	12-36	13-40

TENNESSEE						
RUSHING	Att	Gain	Lost	Net	TD	Lg
Coffman	12	64	8	56	1	24
Cafego	13	58	13	45	0	19
PASSING	Att	Comp	Int	Yds	TD	Lg
Wood	5	2	0	40	0	23
RECEIVING	No	Yds	TD	Lg		
Cifers	1	23	0	23		

OKLAHOMA						
RUSHING	Att	Gain	Lost	Net	TD	Lg
McCullough	9	20	11	9	0	7
PASSING	Att	Comp	Int	Yds	TD	Lg
McCullough	19	7	1	37	0	22
RECEIVING	No	Yds	TD	Lg		
Clark	3	30	0	23		

# RECORDS

## 1940 ROSE BOWL

<b>SOUTHERN CAL</b>	0	7	0	7	-	<b>14</b>
<b>TENNESSEE</b>	0	0	0	0	-	<b>0</b>

Jan, 1, 1940

PASADENA, Calif. — The Vols were 10-0 in the 1939 season and did not give up a point, heading by train to Pasadena for the 1940 Rose Bowl undefeated in 23 games and unscored upon in 15, but both streaks came to a halt against Southern California.

It marked the first of two Vol appearances in the Rose Bowl in the decade of the 1940s, both against Southern Cal.

Playing without star tailback George Cafego, the victim of a knee injury against The Citadel earlier in the year, the Vols fumbled away a golden opportunity in the fourth period and fell 14-0.

Southern Cal racked up 229 yards rushing, scored in the second and fourth quarter and ran nearly double the plays from scrimmage to take the 14-0 triumph.

The 1939 Tennessee team was the last to hold a full season of opponents scoreless, with future College Football Hall of Famers George Cafego, Bob Suffridge and Ed Molinski leading the way. Major Bob Neyland was also named to the College Hall.

### SCORING SUMMARY

USC — Schindler 1 run (J. Jones kick)

USC — Kreuger 2 pass from Schindler (Gaspar kick)

TEAM STATISTICS	TENN	USC
First Downs	9	18
Rushes-Yards	28-71	58-229
Passing Yards	70	43
Passes (Att.-Comp.-Int.)	12-6-1	14-7-1
Total Offensive Plays	37	72
Total Offensive Yards	141	272
Fumbles-Lost	1-1	1-0
Penalties-Yards	2-25	6-40
Punts-Average	11-39.2	8-40.1

TENNESSEE						
RUSHING	Att	Gain	Lost	Net	TD	Lg
Butler	5	47	7	40	0	16
Cafego	7	10	9	1	0	5
PASSING	Att	Comp	Int	Yds	TD	Lg
Butler	10	5	1	46	0	19
RECEIVING	No	Yds	TD	Lg		
Cifers	3	42	0	28		

SOUTHERN CAL						
RUSHING	Att	Gain	Lost	Net	TD	Lg
Schindler	19	75	0	75	1	8
Lansdell	16	88	20	68	0	11
PASSING	Att	Comp	Int	Yds	TD	Lg
Schindler	5	4	0	25	1	11
RECEIVING	No	Yds	TD	Lg		
Banta	3	17	0	7		

## 1941 SUGAR BOWL

<b>BOSTON COLL.</b>	0	0	13	6	-	<b>19</b>
<b>TENNESSEE</b>	7	0	6	0	-	<b>13</b>

Jan, 1, 1941

NEW ORLEANS — Boston College and Tennessee met in the 1941 Sugar Bowl in a game that had all the earmarks of a David and Goliath story. Before a record crowd at Tulane Stadium, the underdog Boston College team had pulled off the upset and did it with a play taken directly from the Vols' playbook.

Tennessee scored first on a 4-yard run by Van Thompson and the conversion by Bob Foxx, but lost the ball on downs at the BC 11 and lost an interception at the BC 15. The half ended 7-0.

Boston College tied the score in the third period, blocking a Tennessee punt and scoring quickly. It had been seven years since a Vol punt was blocked. The Vols went back ahead as Buist Warren scored from the 2 and Tennessee led 13-7.

Boston College answered immediately as Mike Holovak scored from the 1 after a 70-yard drive. The point failed and it was 13-13 entering the final canto. With six minutes left, the Eagles moved the ball to the Vol 24. Eagle tailback Charlie O'Rourke then ran left, raised his arm as if to pass and sprinted 24 yards for the touchdown.

### SCORING SUMMARY

TENN — Thompson 4 run (Foxx kick)

BC — Connolly 12 run (Maznicki kick)

TENN — Warren 2 run (Run failed)

BC — Holovak 1 run (Kick failed)

BC — O'Rourke 24 run (Kick failed)

TEAM STATISTICS	TENN	BC
First Downs	13	11
Rushes-Yards	48-124	36-142
Passing Yards	121	106
Passes (Att.-Comp.-Int.)	22-9-2	14-6-3
Total Offensive Plays	70	49
Total Offensive Yards	245	248
Fumbles-Lost	1-1	1-1
Penalties-Yards	4-36	3-25
Punts-Average	7-36	6-35

TENNESSEE						
RUSHING	Att	Gain	Lost	Net	TD	Lg
Foxx	7	41	2	39	0	17
Thompson	11	40	7	33	1	11
PASSING	Att	Comp	Int	Yds	TD	Lg
Thompson	9	4	1	42	0	13
RECEIVING	No	Yds	TD	Lg		
Coleman	3	49	0	29		

BOSTON COLLEGE						
RUSHING	Att	Gain	Lost	Net	TD	Lg
O'Rourke	7	52	13	39	1	24
PASSING	Att	Comp	Int	Yds	TD	Lg
O'Rourke	11	5	2	85	0	26
RECEIVING	No	Yds	TD	Lg		
Zabalski	2	39	0	20		



## 1943 SUGAR BOWL

<b>TENNESSEE</b>	0	6	2	6	-	<b>14</b>
<b>TULSA</b>	0	7	0	0	-	<b>7</b>

Jan. 1, 1943

NEW ORLEANS — Tennessee made its second trip to the Sugar Bowl in three years to play Henry Frank's pass-minded Tulsa Hurricane.

Despite a passing show by the Hurricanes' Glenn Dobbs, the Vols escaped with a 14-7 win. Tulsa scored first, but the Vols dominated the game from that point on to take the victory, racking up 208 yards rushing and holding Tulsa to minus-39 yards rushing. Bill Gold and Clyde "Ig" Fuson scored touchdowns and Denver Crawford blocked a punt for a safety as the Vols squared their bowl record at 2-2.

## SCORING SUMMARY

TULSA — Purdin 9 pass from Dobbs (LaForce kick)

TENN — Gold 3 run (Kick failed)

TENN — Safety, Crawford blocks punt out of endzone

TENN — Fuson 1 run (Kick failed)

TEAM STATISTICS	TENN	TULSA
First Downs	14	10
Rushing Yards	208	(-39)
Passing Yards	88	168
Passes (Att.-Comp.-Int.)	17-7-0	27-17-2
Total Offensive Yards	296	129
Fumbles-Lost	2-2	1-0
Penalty Yards	100	44
Punting Average	41	43

## 1945 ROSE BOWL

<b>SOUTHERN CAL</b>	6	6	0	13	-	<b>25</b>
<b>TENNESSEE</b>	0	0	0	0	-	<b>0</b>

Jan. 1, 1945

PASADENA, Calif. — Tennessee finished 7-0-1 in 1944, but met its match against Southern California in the 1945 Rose Bowl, the second contest between the cross-country rivals in Pasadena in five seasons.

Tennessee had not fielded a team in 1943 and, given the green light by the conference to do so in 1944, put together an eight-game schedule that assembled talent available.

The Vols got good efforts from the 1944 team, but a lack of depth at key positions cost the Vols against the powerful USC team. Despite the loss, Tennessee coach John Barnhill was named SEC Coach of the Year.

## SCORING SUMMARY

USC — Callahan 11 run on blocked punt (Kick failed)

USC — Salata 19 pass from Hardy (Kick failed)

USC — Hardy 9 run (West kick)

USC — MacLachan 7 run (Kick failed)

TEAM STATISTICS	TENN	USC
First Downs	8	15
Rushing Yards	152	162
Passing Yards	17	45
Passes (Att.-Comp.-Int.)	14-3-1	15-5-0
Total Offensive Yards	169	207
Fumbles Lost	1	1
Penalty Yards	35	25
Punting Average	32.2	32.6

## 1947 ORANGE BOWL

<b>RICE</b>	8	0	0	0	-	<b>8</b>
<b>TENNESSEE</b>	0	0	0	0	-	<b>0</b>

Jan. 1, 1947

MIAMI — Rice scored a touchdown and a safety in the first quarter and played defense and the kicking game in the best Tennessee tradition to defeat Bob Neyland's Volunteers 8-0 in the 1947 Orange Bowl.

Rice blocked two Vol punts in the first quarter, the second of which led to a safety and, combined with a touchdown drive of 83 yards, it was enough to win. The touchdown came on a lateral from Buddy Russ to Huey Kenney after Russ had run 25 yards to the Vol 25. Kenney took it in and Rice led.

Rice coach Jess Neely was then content to put the game in the hands of his defense, which held the Vols to five first downs and 137 yards.

The Vols had one big shot early in the second half, recovering a fumble at the Rice 18. But Rice intercepted a four-down pass and was in control from that point.

## SCORING SUMMARY

RICE — Safety, Murphy blocks punt out of end zone

RICE — Kenney 25 run on lateral from Russ (Kick blocked)

TEAM STATISTICS	TENN	RICE
First Downs	5	9
Rushing Yards	105	208
Passing Yards	32	0
Passes (Att.-Comp.-Int.)	19-4-4	4-0-2
Total Offensive Yards	137	208
Fumbles-Lost	2-0	4-3
Penalties-Yards	6-67	4-40
Punts-Average	15-38	13-44

# RECORDS

## 1951 COTTON BOWL

<b>TENNESSEE</b>	7	0	0	13	-	<b>20</b>
<b>TEXAS</b>	0	14	0	0	-	<b>14</b>

Jan, 1, 1951

DALLAS — Tennessee's once-defeated Volunteers dominated the second half and defeated Texas 20-14 in the 1951 Cotton Bowl.

The Vols scored first, on a 5-yard pass from Herky Payne to John Gruble, a play set up by a now-historic 75-yard run by Hank Lauricella, on which he reversed his field three times and slowed only to allow his blockers to catch up.

The Longhorns rallied to take a 14-7 halftime lead, parlaying a blocked kick into one score and a pass into another. The Vols closed to one point early in the fourth quarter, when fullback Andy Kozar bulled in from the 5. Later in the quarter, Jim Hill intercepted a Longhorn pass and the Vols were goalward again.

The teams exchanged fumbles on two consecutive plays and the Vols took the Texas turnover in for the winning score. Kozar got 6, Lauricella hit Rechichar for 23 and ran for 11. Finally, Kozar scored his second touchdown and the Vols held off a late Texas charge to win 20-14.

### SCORING SUMMARY

TENN — Gruble 5 pass from Payne (Shires kick)

TEXAS — Townsend 5 run (Tompkins kick)

TEXAS — Dawson 35 pass from Tompkins (Tompkins kick)

TENN — Kozar 5 run (Kick failed)

TENN — Kozar 1 run (Shires kick)

TEAM STATISTICS	TENN	TEXAS
First Downs	18	12
Rushes-Yards	55-295	43-146
Passing Yards	45	97
Passes (Att.-Comp.-Int.)	8-3-2	14-5-1
Total Offensive Plays	63	57
Total Offensive Yards	340	243
Fumbles-Lost	4-1	1-1
Penalties-Yards	4-35	5-55
Punts-Average	6-32.8	7-29.3

TENNESSEE						
RUSHING	Att	Gain	Lost	Net	TD	Lg
Lauricella	16	154	23	131	0	75
Kozar	20	94	2	92	2	-
PASSING	Att	Comp	Int	Yds	TD	Lg
Lauricella	6	1	2	23	0	23
RECEIVING	No	Yds	TD	Lg		
Rechichar	1	23	0	23		

TEXAS						
RUSHING	Att	Gain	Lost	Net	TD	Lg
Townsend	23	107	2	105	1	-
PASSING	Att	Comp	Int	Yds	TD	Lg
Tompkins	14	5	1	97	1	-
RECEIVING	No	Yds	TD	Lg		
Stolhandske	3	32	0	-		



Gen. Robert R. Neyland (center) is surrounded by his victorious Vols in the locker room following their victory over Texas at the 1951 Cotton Bowl.



## 1952 SUGAR BOWL

<b>MARYLAND</b>	7	14	7	0	-	<b>28</b>
<b>TENNESSEE</b>	0	6	0	7	-	<b>13</b>

Jan, 1, 1952

NEW ORLEANS — Tennessee went to New Orleans undefeated and the 1951 national champions. But the Vols fell victim to an undefeated Maryland team that scored 21 points in 16 minutes and never looked back. The final was 28-13.

Maryland uncorked a strong running game to lead 21-6 at the half and used a timely interception return for a touchdown to keep the Vols at bay.

Tennessee showed only flashes of the power that had been its trademark during the regular season. Vol tailback Herky Payne led two touchdown drives, but otherwise, the Maryland defense stopped the Vol attack, using an eight-man line.

## SCORING SUMMARY

UM — Fullerton 2 run (Decker kick)
UM— Shemonski 6 pass from Fullerton (Decker kick)
UM — Scarbath 1 run (Decker kick)
TENN — Rechichar 4 pass from Payne (Kick failed)
UM — Fullerton 46 interception return (Decker kick)
TENN — Payne 2 run (Rechichar kick)

TEAM STATISTICS	TENN	MD
First Downs	12	18
Rushes-Yards	35-81	64-289
Passing Yards	75	63
Passes (Att.-Comp.-Int.)	19-9-4	13-7-1
Total Offensive Plays	54	77
Total Offensive Yards	156	352
Fumbles-Lost	2-2	7-3
Penalties-Yards	2-20	12-120
Punts-Average	7-43.0	8-38.8

TENNESSEE						
RUSHING	Att	Gain	Lost	Net	TD	Lg
Payne	11	54	0	54	1	-
Kozar	9	29	0	29	0	-
PASSING	Att	Comp	Int	Yds	TD	Lg
Payne	14	7	1	61	1	-
RECEIVING	No	Yds	TD	Lg		
Rechichar	3	27	1	13		

MARYLAND						
RUSHING	Att	Gain	Lost	Net	TD	Lg
Modzelewski	28	153	0	153	0	-
PASSING	Att	Comp	Int	Yds	TD	Lg
Scarbath	9	6	0	57	0	-
RECEIVING	No	Yds	TD	Lg		
Shemonski	3	19	1	-		

## 1953 COTTON BOWL

<b>TEXAS</b>	2	7	0	7	-	<b>16</b>
<b>TENNESSEE</b>	0	0	0	0	-	<b>0</b>

Jan, 1, 1953

DALLAS — Tennessee's appearance in the 1953 Cotton Bowl is memorable for only one reason: it brought the Neyland era to an unhappy end.

Robert R. Neyland, the West Point-trained army officer who had turned a mediocre program into one of the giants of college football, wasn't well enough to coach his Vol team in its final game. He sat on the bench while offensive coordinator Harvey Robinson called the shots in a 16-0 loss to Texas.

The Vols could never manage even the first hint of a scoring threat. They made only six first downs and wound up with minus 14 yards rushing. The Longhorns, with 20 first downs and 269 yards rushing, ran 86 offensive plays to Tennessee's 35.

Neyland visited his players in the dressing room following the game. He managed a smile, said he was proud of them and told them to go out and have some fun.

He was a gracious loser, even if he didn't have a lot of experience at it.

## SCORING SUMMARY

TEXAS — Safety, Griffith tackled in end zone
TEXAS — Dawson 3 run (Dawson kick)
TEXAS — Quinn 1 run (Dawson kick)

TEAM STATISTICS	TENN	TEXAS
First Downs	6	20
Rushes-Yards	29-(-14)	78-269
Passing Yards	46	32
Passes (Att.-Comp.-Int.)	6-3-0	8-2-1
Total Offensive Plays	35	86
Total Offensive Yards	32	301
Fumbles-Lost	5-3	5-3
Penalties-Yards	3-30	5-55
Punts-Average	7-40.9	5-35.4

TENNESSEE						
RUSHING	Att	Gain	Lost	Net	TD	Lg
Schwanger	5	25	3	22	0	-
PASSING	Att	Comp	Int	Yds	TD	Lg
Shires	4	2	0	23	0	-
RECEIVING	No	Yds	TD	Lg		
Morgan	2	23	0	-		

TEXAS						
RUSHING	Att	Gain	Lost	Net	TD	Lg
Ochoa	26	108	0	108	0	-
PASSING	Att	Comp	Int	Yds	TD	Lg
Jones	5	2	1	32	0	-
RECEIVING	No	Yds	TD	Lg		
Quinn	1	23	0	23		



# RECORDS

## 1957 SUGAR BOWL

<b>BAYLOR</b>	0	6	0	7	-	<b>13</b>
<b>TENNESSEE</b>	0	0	7	0	-	<b>7</b>

Jan. 1, 1957

NEW ORLEANS — No. 11-rated Baylor beat Tennessee at its own game in the 1957 Sugar Bowl, turning four interceptions and a key fumble recovery into a 13-7 win over the previously undefeated and No. 2-ranked Volunteers.

Baylor scored first on a pass from Bobby Jones to Jerry Marcontell covering 12 yards. The touchdown drive had been keyed by Shofner's 54-yard run after a Johnny Majors quick-kick. Tennessee had two drives snuffed by interceptions in the first half and trailed 6-0 at intermission.

The Vols scored early in the third quarter as Majors and fullback Tommy Bronson led the charge downfield and Baylor contributed a key piling-on penalty. Majors scored from the 1 and Sammy Burklow's conversion gave the Vols a 7-6 lead. The Vols held that lead into the fourth quarter when Majors was hit on a punt return and fumbled at the Vol 15. Baylor recovered and moved in for the winning score.

The Vols had two last chances to score, but two Baylor interceptions and a sack of Vol tailback Bobby Gordon erased the Vols' last scoring opportunities.

### SCORING SUMMARY

BAYLOR — Marcontell 12 pass from Jones (Kick failed)

TENN — Majors 1 run (Burklow kick)

BAYLOR — Humphrey 1 run (Berry kick)

TEAM STATISTICS	TENN	BAYLOR
First Downs	11	14
Rushes-Yards	39-146	64-275
Passing Yards	16	24
Passes (Att.-Comp.-Int.)	10-1-4	11-3-0
Total Offensive Plays	49	75
Total Offense	162	299
Fumbles-Lost	1-1	2-0
Penalties-Yards	5-55	6-60
Punts-Average	5-41.6	8-32.6

TENNESSEE						
RUSHING	Att	Gain	Lost	Net	TD	Lg
Majors	15	59	8	51	1	-
Bronson	8	56	0	56	0	-
PASSING	Att	Comp	Int	Yds	TD	Lg
Majors	7	1	2	16	0	-
RECEIVING	No	Yds	TD	Lg		
Urbano	1	16	0	16		

BAYLOR						
RUSHING	Att	Gain	Lost	Net	TD	Lg
Shofner	14	98	10	88	0	-
PASSING	Att	Comp	Int	Yds	TD	Lg
Jones	4	2	0	19	1	12
RECEIVING	No	Yds	TD	Lg		
Marcontell	3	24	1	12		

## 1957 GATOR BOWL

<b>TENNESSEE</b>	0	0	0	3	-	<b>3</b>
<b>TEXAS A&amp;M</b>	0	0	0	0	-	<b>0</b>

Dec. 28, 1957

JACKSONVILLE, Fla. — In Paul "Bear" Bryant's last game as Aggie head coach, Tennessee used a fourth quarter field goal by placekicker Sammy Burklow and a stubborn defense to hand the Aggies a 3-0 defeat on a wet and muddy Gator Bowl field.

It was the lowest-scoring game in the history of the Gator Bowl and was played before a Gator Bowl-record crowd of 43,709.

The field goal was the first of Burklow's career and came from 17 yards out with 5:30 left to play in the game. It was a day for the defenses to shine as action was confined between the 35-yard lines.

The game was marked by the now-famous collision between Vol tailback Bobby Gordon and Aggie Heisman Trophy winner John David Crow on the Vols' march to the winning score. Both players recovered to continue play, with Gordon holding for Burklow's game-winning field goal.

### SCORING SUMMARY

TENN — Burklow 17 FG

TEAM STATISTICS	TENN	A&M
First Downs	14	8
Rushes-Yards	54-135	40-142
Passing Yards	56	27
Passes (Att.-Comp.-Int.)	6-4-0	8-3-0
Total Offensive Plays	60	48
Total Offense	191	169
Fumbles Lost	2	1
Penalties-Yards	3-30	3-35
Punts-Average	8-36.0	7-38.0

TENNESSEE						
RUSHING	Att	Gain	Lost	Net	TD	Lg
Gordon	32	83	23	60	0	18
PASSING	Att	Comp	Int	Yds	TD	Lg
Gordon	6	4	0	56	0	19
RECEIVING	No	Yds	TD	Lg		
Darty	2	26	0	17		

TEXAS A&M						
RUSHING	Att	Gain	Lost	Net	TD	Lg
Crow	14	56	10	46	0	13
PASSING	Att	Comp	Int	Yds	TD	Lg
Osborne	4	2	0	16	0	11
RECEIVING	No	Yds	TD	Lg		
Smith	1	11	0	11		
Tracy	1	11	0	11		



## 1965 BLUEBONNET BOWL

<b>TENNESSEE</b>	6	14	7	0	-	<b>27</b>
<b>TULSA</b>	6	0	0	0	-	<b>6</b>

Dec. 18, 1965

HOUSTON — Tennessee made its first bowl appearance since the Gator Bowl victory over Texas A&M in 1957 and made it a successful return by taking the measure of the Tulsa Hurricanes 27-6 in a swampy Rice Stadium.

The game was played in some of the wettest weather that ever confronted a Tennessee team, a steady downpour that did not cease until long after the game was over.

The Vols took care of business quickly, moving to a 20-6 halftime lead by taking advantage of Tulsa turnovers and some brilliant work on the kicking game. Tulsa fumbles led to the Vol touchdowns by Hal Wantland and Dewey Warren, and Jerry Smith's 45-yard punt return led to the third, another score by Warren. Glenn Gray's pass interception led to the final Vol score, an 11-yard burst by fullback Stan Mitchell.

Tulsa gained 250 yards through the air despite the wet conditions, but three fumbles and four Vol interceptions turned the game Tennessee's way.

## SCORING SUMMARY

TENN — Wantland 4 pass from Warren (Kick failed)

TULSA — McDermott 1 run (Kick failed)

TENN — Warren 1 run (Leake kick)

TENN — Warren 1 run (Leake kick)

TENN — Mitchell 11 run (Leake kick)

## 1966 GATOR BOWL

<b>TENNESSEE</b>	3	15	0	0	-	<b>18</b>
<b>SYRACUSE</b>	0	0	6	6	-	<b>12</b>

Dec. 31, 1966

JACKSONVILLE, Fla. — Tennessee won its second consecutive bowl game under the tutelage of Doug Dickey, defeating Syracuse 18-12 in a game in which each team dominated one half.

Despite an early fumble that gave Syracuse favorable field position, the Vols got field goals from Gary Wright in the first and second quarters to lead 6-0. Another field goal appeared to be in the offing in the second period at the Syracuse 24, but the Vols caught Syracuse by surprise and quarterback Dewey Warren hit tight end Austin Denney instead for the touchdown and a 12-0 lead. Bill Young's interception led to the third Vol score, which came on a 2-yard strike from Warren to flanker Richmond Flowers.

Syracuse, led by the running of future pro stars Floyd Little and Larry Csonka, scored on its first possession of the second half. They lost the ball on downs at the Vol 3 later in the period and scored their final touchdown with 46 seconds left.

## SCORING SUMMARY

TENN — Wright 36 FG

TENN — Wright 38 FG

TENN — Denney 24 pass from Warren (Pass failed)

TENN — Flowers 2 pass from Warren (Kick failed)

SYR — Csonka 8 run (Kick failed)

SYR — Little 3 run (Run failed)

TEAM STATISTICS	TENN	TULSA
First Downs	11	16
Rushes-Yards	49-181	24-73
Passing Yards	37	250
Passes (Att.-Comp.-Int.)	7-3-1	47-23-4
Total Offensive Plays	56	71
Total Offensive Yards	218	323
Fumbles-Lost	4-2	3-3
Penalties-Yards	8-80	1-15
Punts-Average	6-42.8	5-35.0

## TENNESSEE

RUSHING	Att	Gain	Lost	Net	TD	Lg
Warren	18	46	7	39	2	14
Mitchell	7	49	0	49	1	18
PASSING	Att	Comp	Int	Yds	TD	Lg
Warren	7	3	1	37	1	20
RECEIVING	No	Yds	TD	Lg		
Wantland	2	24	1	20		

## TULSA

RUSHING	Att	Gain	Lost	Net	TD	Lg
Lakusiak	9	21	3	18	0	5
PASSING	Att	Comp	Int	Yds	TD	Lg
Anderson	47	23	4	250	0	38
RECEIVING	No	Yds	TD	Lg		
Twilley	8	78	0	13		

TEAM STATISTICS	TENN	SYR
First Downs	14	20
Rushes-Yards	29-85	57-348
Passing Yards	244	16
Passes (Att.-Comp.-Int.)	29-17-1	7-2-3
Total Offensive Plays	58	64
Total Offensive Yards	329	364
Fumbles-Lost	2-2	3-1
Penalties-Yards	4-44	7-79
Punts-Average	3-43.0	2-39.5

## TENNESSEE

RUSHING	Att	Gain	Lost	Net	TD	Lg
Chadwick	12	50	3	47	0	9
PASSING	Att	Comp	Int	Yds	TD	Lg
Warren	29	17	1	244	2	42
RECEIVING	No	Yds	TD	Lg		
Mills	8	86	0	12		
Flowers	5	80	1	37		

## SYRACUSE

RUSHING	Att	Gain	Lost	Net	TD	Lg
Little	29	219	3	216	1	15
Csonka	18	114	0	114	1	16
PASSING	Att	Comp	Int	Yds	TD	Lg
Cassata	7	2	3	16	0	8
RECEIVING	No	Yds	TD	Lg		
Little	2	16	0	16		

# RECORDS

## 1968 ORANGE BOWL

<b>OKLAHOMA</b>	7	12	0	7	-	<b>26</b>
<b>TENNESSEE</b>	0	0	14	10	-	<b>24</b>

Jan, 1, 1968

MIAMI — A night football game, this time at Miami's Orange Bowl, became the Vols' undoing for the second time in the 1967 season. The Vols closed the 1967 season the way they opened it, with a loss under the lights. While UCLA was the culprit in the opener, Oklahoma edged the Vols in the season finale.

The Vols fell behind 19-0 in the first half and saw their first series of the second half stopped at the Oklahoma 14. But, on the ensuing series, Jimmy Glover returned a pass interception 36 yards for a touchdown and the Vols were back in the game. With 5:07 left in the third quarter, Charley Fulton scored and it was 19-14.

The Vols closed to 19-17, before giving up an interception that the Sooners returned for a touchdown. Warren brought the Vols back once again, capping a 77-yard drive with a 1-yard sneak and it was 26-24.

The Vols took possession at the Oklahoma 43 when Steve Owens was stopped short on fourth-and-1 and worked the ball to the 27 with time running out. But Karl Kremser's field goal faded wide right and Oklahoma had the game.

### SCORING SUMMARY

OKLA — Warmack 7 run (Vachon kick)  
 OKLA — Hinton 20 pass from Warmack (Kick failed)  
 OKLA — Owens 1 run (Run failed)  
 TENN — Glover 36 pass interception (Kremser kick)  
 TENN — Fulton 5 run (Kremser kick)  
 OKLA — Stephenson 25 interception return (Vachon kick)  
 TENN — Kremser 26 FG  
 TENN — Warren 1 run (Kremser kick)

TEAM STATISTICS	TENN	OKLA
First Downs	18	18
Rushes-Yards	44-172	50-203
Passing Yards	160	107
Passes (Att.-Comp.-Int.)	24-12-2	18-9-3
Total Offensive Plays	68	68
Total Offensive Yards	332	310
Fumbles-Lost	1-1	0-0
Penalties-Yards	4-27	2-10
Punts-Average	2-32.0	5-47.0

TENNESSEE						
RUSHING	Att	Gain	Lost	Net	TD	Lg
Chadwick	12	72	0	72	0	19
PASSING	Att	Comp	Int	Yds	TD	Lg
Warren	23	12	2	160	0	27
RECEIVING	No	Yds	TD	Lg		
Flowers	4	59	0	27		
DeLong	4	53	0	16		

OKLAHOMA						
RUSHING	Att	Gain	Lost	Net	TD	Lg
Warmack	17	99	18	81	1	38
Owens	17	61	0	61	1	12
PASSING	Att	Comp	Int	Yds	TD	Lg
Warmack	18	9	2	107	1	22
RECEIVING	No	Yds	TD	Lg		
Hinton	5	87	1	22		

## 1969 COTTON BOWL

<b>TEXAS</b>	13	15	8	0	-	<b>36</b>
<b>TENNESSEE</b>	0	0	7	6	-	<b>13</b>

Jan, 1, 1969

DALLAS — The other "Big Orange," the Texas Longhorns, rolled up 513 yards in total offense and held the white-shirted Vols to just 83 yards rushing in taking a convincing 36-13 triumph in the 1969 Cotton Bowl.

The Texans jumped to a 28-0 halftime lead, parlaying a crunching ground attack spiced by the passing combination of Jim Street and Cotton Speyrer. The Vols had an early shot at the Longhorns, but a 57-yard field goal missed and the Longhorns assumed command. The Longhorns intercepted three Vol passes.

Sub quarterback Bobby Scott gave the Vols a spark, throwing second half touchdown passes to Gary Kreis and Mike Price.

### SCORING SUMMARY

TEXAS — Worster 14 run (Feller kick)  
 TEXAS — Speyrer 78 pass from Street (Kick failed)  
 TEXAS — Koy 9 run (Feller kick)  
 TEXAS — Gilbert 5 run (Speyrer, pass from Street)  
 TENN — Kreis 17 pass from Scott (Kremser kick)  
 TEXAS — Speyrer 79 pass from Street (Bradley run)  
 TENN — Price 3 pass from Scott (Pass failed)

TEAM STATISTICS	TENN	TEXAS
First Downs	16	22
Rushes-Yards	35-83	60-279
Passing Yards	192	234
Passes (Att.-Comp.-Int.)	41-16-3	14-8-1
Total Offensive Plays	76	74
Total Offensive Yards	275	513
Fumbles Lost	5-0	3-2
Penalties-Yards	4-17	5-60
Punts-Average	8-42.1	7-40.7

TENNESSEE						
RUSHING	Att	Gain	Lost	Net	TD	Lg
Scott	11	44	36	8	0	12
PASSING	Att	Comp	Int	Yds	TD	Lg
Scott	30	11	3	159	2	41
RECEIVING	No	Yds	TD	Lg		
Kreis	3	77	1	41		

TEXAS						
RUSHING	Att	Gain	TD	Lg		
Gilbert	13	82	1	16		
Worster	10	85	1	26		
PASSING	Att	Comp	Int	Yds	TD	Lg
Street	13	7	1	200	2	79
RECEIVING	No	Yds	TD	Lg		
Speyrer	5	161	2	79		



## 1969 GATOR BOWL

<b>FLORIDA</b>	7	0	7	0	-	<b>14</b>
<b>TENNESSEE</b>	0	10	0	3	-	<b>13</b>

Dec. 27, 1969

JACKSONVILLE, Fla. — Before a Gator Bowl-record crowd of 72,248, SEC champion Tennessee went down in defeat to a Florida team which, like the Vols, had far exceeded expectations during the regular season.

Damage from the heralded passing duo of John Reaves and Carlos Alvarez was held to manageable proportions, but Tennessee's inability to score inside the 10 sealed the Vols' fate.

Workhorse running back Curt Watson gained 121 yards on 25 carries and tight end Ken DeLong caught five passes for 50 yards. But a blocked punt that Florida turned into a touchdown was the ultimate difference.

## SCORING SUMMARY

FLA — Kelley 8 return of blocked punt (Franco kick)

TENN — Hunt 20 FG

TENN — McClain 12 pass from Scott (Hunt kick)

FLA — Alvarez 9 pass from Reaves (Franco kick)

TENN — Hunt 26 FG

TEAM STATISTICS	TENN	FLA
First Downs	23	15
Rushes-Yards	43-214	37-90
Passing Yards	174	161
Passes (Att.-Comp.-Int.)	34-12-2	27-15-0
Total Offensive Plays	77	64
Total Offensive Yards	388	251
Fumbles-Lost	1-1	1-1
Penalties-Yards	3-24	2-58
Punts-Average	2-15.0	7-31.6

## TENNESSEE

RUSHING	Att	Gain	TD	Lg		
Watson	25	121	0	13		
PASSING	Att	Comp	Int	Yds	TD	Lg
Scott	34	12	2	174	1	35
RECEIVING	No	Yds	TD	Lg		
DeLong	5	50	0	18		
Kreis	4	82	0	35		

## FLORIDA

RUSHING	Att	Gain	TD	Lg		
Durrance	22	62	0	9		
PASSING	Att	Comp	Int	Yds	TD	Lg
Reaves	26	15	0	161	1	31
RECEIVING	No	Yds	TD	Lg		
Maliska	6	54	0	20		
Alvarez	4	51	1	18		

## 1971 SUGAR BOWL

<b>TENNESSEE</b>	24	0	7	3	-	<b>34</b>
<b>AIR FORCE</b>	7	0	6	0	-	<b>13</b>

Jan, 1, 1971

NEW ORLEANS — Tennessee broke a three-game bowl losing streak at the expense of a highly-touted Air Force team. Scoring a record 24 points in the first quarter, the Vols rolled to a convincing 34-13 triumph, finishing the 1970 season with a then school-record 11-1 worksheet.

The first 12 minutes were nothing but fun for Vol partisans. The Vols scored the first four times they had the ball and mounted a 24-0 lead with 3:21 left in the opening quarter. Don McLeary scored twice, George Hunt booted a field goal and Gary Theiler caught a touchdown pass from game-MVP Bobby Scott.

A rugged Tennessee defense thwarted the Air Force offense time after time. Led by Ray Nettles, Tim Priest and Jamie Rotella, the Vols held Air Force to minus 12 yards rushing. The Vols secondary continued its assault, grabbing four interceptions. The Vols also covered four Air Force fumbles.

## SCORING SUMMARY

TENN — McLeary 5 run (Hunt kick)

TENN — Hunt 30 FG

TENN — McLeary 20 run (Hunt kick)

TENN — Theiler 10 pass from Scott (Hunt kick)

AF — Haas fumble recovery in end zone (Barry kick)

TENN — Majors 57 punt return (Hunt kick)

AF — Bassa 27 pass from Parker (Kick failed)

TENN — Hunt 33 FG

TEAM STATISTICS	TENN	AF
First Downs	24	15
Rushes-Yards	42-86	24-(-12)
Passing Yards	306	239
Passes (Att.-Comp.-Int.)	46-24-2	46-23-4
Total Offensive Plays	88	70
Total Offensive Yards	392	227
Fumbles-Lost	7-3	7-4
Penalties-Yards	8-74	0-0
Punts-Average	5-31.4	8-34.5

## TENNESSEE

RUSHING	Att	Gain	TD	Lg		
Watson	14	57	0	11		
McLeary	14	39	2	20		
PASSING	Att	Comp	Int	Yds	TD	Lg
Scott	40	22	2	288	1	46
RECEIVING	No	Yds	TD	Lg		
Thompson	9	125	0	25		

## AIR FORCE

RUSHING	Att	Gain	TD	Lg		
Bream	16	16	0	6		
PASSING	Att	Comp	Int	Yds	TD	Lg
Parker	46	23	4	239	1	27
RECEIVING	No	Yds	TD	Lg		
Bassa	10	114	1	27		
Bolen	6	60	0	22		

## 1971 LIBERTY BOWL

<b>TENNESSEE</b>	7	0	0	7	-	<b>14</b>
<b>ARKANSAS</b>	0	7	0	6	-	<b>13</b>

Dec. 20, 1971

**MEMPHIS** — Late in the fourth quarter, Arkansas looked to be a sure winner of the 1971 Liberty Bowl game only to see that Tennessee had enough left in the tank to grab an improbable victory.

A packed house at the Liberty Bowl that was nearly evenly divided in its loyalties saw the two schools battle for the first time since 1907 on a cold December evening.

Leading 13-7 and apparently dominating the game, the Razorbacks had a potential game-winning field goal nullified by a penalty. A series later, the Hogs lost a fumble after a completed pass at their 36.

The Vols struck quickly for the winning score, just as Gen. Neyland's game maxims had said. Quarterback Jim Maxwell, pressed into service in the Tulsa game earlier in the season and undefeated as a starter, hit tight end Gary Theiler to the Arkansas 19.

Fullback Curt Watson, "The Crossville Comet," who was closing out a brilliant career in Orange and White, finished the drive with a 17-yard touchdown run. George Hunt's extra point was the margin of victory. Eddie Brown had an interception on the ensuing series to seal the deal.

The narrow victory enabled the Vols to finish No. 9 in both national polls and finish 10-2 for the second year in a row.

### SCORING SUMMARY

TENN — Rudder 2 run (Hunt kick)
ARK — Hodge 36 pass from Ferguson (McClard kick)
ARK — McClard 19 FG
ARK — McClard 30 FG
TENN — Watson 17 run (Hunt kick)

TEAM STATISTICS	TENN	ARK
First Downs	15	22
Rushes-Yards	34-97	46-167
Passing Yards	142	200
Passes (Att.-Comp.-Int.)	21-11-3	28-18-3
Total Offensive Plays	55	74
Total Offensive Yards	239	367
Fumbles-Lost	1-1	2-2
Penalties-Yards	7-73	6-85
Punts-Average	5-43.8	3-43.6

TENNESSEE						
RUSHING	Att	Gain	TD	Lg		
Chancey	12	34	0	9		
Watson	11	39	1	17		
PASSING	Att	Comp	Int	Yds	TD	Lg
Maxwell	20	10	3	120	0	26
RECEIVING	No	Yds	TD	Lg		
Theiler	3	53	0	22		
Love	3	37	0	22		

ARKANSAS						
RUSHING	Att	Gain	TD	Lg		
Saint	17	71	0	11		
PASSING	Att	Comp	Int	Yds	TD	Lg
Ferguson	28	18	3	200	1	36
RECEIVING	No	Yds	TD	Lg		
Hodge	6	75	1	36		

## 1972 BLUEBONNET BOWL

<b>TENNESSEE</b>	14	10	0	0	-	<b>24</b>
<b>LSU</b>	3	0	7	7	-	<b>17</b>

Dec. 30, 1972

**HOUSTON** — Condredge Holloway turned in his most electrifying performance of the season, completing 11 of 19 passes for 94 yards and rushing for 74 yards on 19 carries, to lead the Vols past SEC rival LSU 24-17 in the 1972 Astro-Bluebonnet Bowl.

Holloway, who was named the game's outstanding player, led the Vols to a 24-3 halftime lead, scoring twice and throwing a touchdown pass to tight end Jimmy Young. Known as the "Artful Dodger," Holloway kept the Tigers off balance the first 30 minutes and left Vol fans wondering what might be ahead for the diminutive signal-caller.

Things got tense for the Vols in the second half as LSU All-America quarterback Bert Jones led the Tigers to two second half scores. Jones was threatening a third when All-America and senior defensive back Conrad Graham cleanly broke up a fourth down pass at the Vol 10 to preserve the victory.

Tennessee's Carl Johnson was named the defensive player of the game. The game finished a 31-5 composite record for the Vol senior class.

### SCORING SUMMARY

LSU — Jackson 29 FG
TENN — Young 6 pass from Holloway (Townsend kick)
TENN — Holloway 15 run (Townsend kick)
TENN — Townsend 33 FG
TENN — Holloway 10 run (Townsend kick)
LSU — Jones 2 run (Jackson kick)
LSU — Davis 1 run (Jackson kick)

TEAM STATISTICS	TENN	LSU
First Downs	17	18
Rushes-Yards	41-179	52-187
Passing Yards	94	90
Passes (Att.-Comp.-Int.)	19-11-1	20-7-1
Total Offensive Plays	60	72
Total Offensive Yards	273	277
Fumbles-Lost	0-0	1-0
Penalties-Yards	4-35	3-35
Punts-Average	6-41.2	5-37.0

TENNESSEE						
RUSHING	Att	Gain	Lost	Net	TD	Lg
Holloway	19	96	22	74	2	11
Chancey	13	73	0	73	0	9
PASSING	Att	Comp	Int	Yds	TD	Lg
Holloway	19	11	1	94	1	21
RECEIVING	No	Yds	TD	Lg		
Stanback	4	41	0	14		

LSU						
RUSHING	Att	Gain	Lost	Net	TD	Lg
Davis	16	89	1	88	1	15
PASSING	Att	Comp	Int	Yds	TD	Lg
Jones	19	7	0	90	0	22
RECEIVING	No	Yds	TD	Lg		
Boyd	2	33	0	20		





## 1973 GATOR BOWL

<b>TEXAS TECH</b>	7	7	7	7	-	<b>28</b>
<b>TENNESSEE</b>	0	3	10	6	-	<b>19</b>

Dec. 29, 1973

JACKSONVILLE, Fla. — Tennessee and Texas Tech gave the 62,000-plus fans on hand an exciting offensive show that was another in a series of 1973 games that went down to the wire before a winner was determined. This time, however, it was Texas Tech jumping to an early lead and hanging on for a 28-19 victory.

Texas Tech jumped to a 14-0 lead on the running and passing of quarterback Joe Barnes and led 14-3 at the half as Ricky Townsend got the Vols on the board with a 30-yard field goal.

Haskel Stanback led the Vols' second-half rally, running for one touchdown and catching a pass from Condredge Holloway for another. The Vols closed to 21-19, but misfired on a two-point conversion and a field goal before a long run and subsequent touchdown put the game away for the Red Raiders.

Stanback gained 95 yards in 19 carries and was named Tennessee's outstanding player.

**SCORING SUMMARY**

TECH — Barnes 7 run (Grimes kick)
TECH — Williams 79 pass from Barnes (Grimes kick)
TENN — Townsend 30 FG
TENN — Stanback 5 run (Townsend kick)
TECH — Tillman 7 pass from Barnes (Grimes kick)
TENN — Townsend 37 FG
TENN — Stanback 7 pass from Holloway (Pass failed)
TECH — Isaac 3 run (Grimes kick)

TEAM STATISTICS	TENN	TECH
First Downs	18	19
Rushes-Yards	49-153	55-276
Passing Yards	190	154
Passes (Att.-Comp.-Int.)	28-17-1	11-8-0
Total Offensive Plays	77	66
Total Offensive Yards	343	430
Fumbles-Lost	1-1	3-2
Penalties-Yards	1-3	5-55
Punts-Average	4-40.5	6-40.9

TENNESSEE						
RUSHING	Att	Gain	TD	Lg		
Stanback	19	95	0	9		
PASSING	Att	Comp	Int	Yds	TD	Lg
Holloway	27	17	1	190	1	27
RECEIVING	No	Yds	TD	Lg		
Yarbrough	4	28	0	9		

TEXAS TECH						
RUSHING	Att	Gain	TD	Lg		
Isaac	19	67	1	14		
PASSING	Att	Comp	Int	Yds	TD	Lg
Barnes	11	8	0	154	2	79
RECEIVING	No	Yds	TD	Lg		
Williams	3	94	1	79		

## 1974 LIBERTY BOWL

<b>TENNESSEE</b>	0	0	0	7	-	<b>7</b>
<b>MARYLAND</b>	0	3	0	0	-	<b>3</b>

Dec. 16, 1974

MEMPHIS — Two Vol sophomores teamed up for the winning score in the 1974 Liberty Bowl. Randy Wallace, subbing for the injured Condredge Holloway, threw an 11-yard touchdown pass to Larry Seivers, who outleaped two defenders with 2:44 left in the game to subdue the Terps 7-3.

Led by All-America tackle Randy White, Maryland had kept the Vols bottled up throughout the cold December night in Memphis. The Terps got a second quarter field goal and almost made it stand up.

Mike Gayles, who gained 106 yards in 17 carries, was named the Vols' outstanding offensive player. Defensive end Ron McCartney was the Vols' defensive standout.

**SCORING SUMMARY**

UM — Mike-Meyer 28 FG
TENN — Seivers 11 pass from Wallace (Townsend kick)

TEAM STATISTICS	TENN	MD
First Downs	15	16
Rushes-Yards	54-173	42-108
Passing Yards	65	158
Passes (Att.-Comp.-Int.)	16-7-0	24-15-2
Total Offensive Plays	70	66
Total Offensive Yards	238	266
Fumbles-Lost	4-2	3-3
Penalties-Yards	8-69	4-63
Punts-Average	7-39.1	6-41.0

TENNESSEE						
RUSHING	Att	Gain	TD	Lg		
Gayles	17	106	0	17		
PASSING	Att	Comp	Int	Yds	TD	Lg
Holloway	15	6	0	54	0	14
RECEIVING	No	Yds	TD	Lg		
Seivers	4	38	1	14		

MARYLAND						
RUSHING	Att	Gain	TD	Lg		
Carter	22	65	0	16		
PASSING	Att	Comp	Int	Yds	TD	Lg
Avellini	22	15	2	158	0	28
RECEIVING	No	Yds	TD	Lg		
Carter	6	68	0	28		

## 1979 BLUEBONNET BOWL

<b>PURDUE</b>	0	14	7	6	-	<b>27</b>
<b>TENNESSEE</b>	0	0	6	16	-	<b>22</b>

Dec. 31, 1979

HOUSTON — Tennessee, making its first bowl appearance in five years, saw a gutty second half comeback fall short in the waning moments of the fourth quarter. Trailing 21-0 in the third quarter, the Vols rallied to take the lead 22-21 late in the fourth quarter. But Purdue quarterback Mark Herrmann threw the game-winner, a 17-yard toss to Charley Young, with just 1:30 remaining.

The Vols' comeback was triggered by an 8-yard Jimmy Streater pass to halfback Glenn Ford. The second Vol touchdown came on a pass from wingback Phil Ingram to tailback James Berry. When Hubert Simpson scored the two-pointer, the Vols were back in the game. The Vols took the lead as Simpson scored catching the two-point conversion.

All-America defensive back Roland James was the Defensive Player of the Game, with eight unassisted tackles and a 19-yard punt return to his credit. Streater finished with 270 yards rushing and passing.

### SCORING SUMMARY

PURDUE — McCall 6 run (Seibel kick)  
 PURDUE — Berrell 12 pass from Herrmann (Seibel kick)  
 PURDUE — Young 12 pass from Herrmann (Seibel kick)  
 TENN — Ford 8 pass from Streater (Pass failed)  
 TENN — Berry 15 pass from Ingram (Simpson run)  
 TENN — Simpson 1 run (Simpson pass from Streater)  
 PURDUE — Young 17 pass from Herrmann (Pass failed)

TEAM STATISTICS	TENN	PUR
First Downs	19	31
Rushes-Yards	41-146	53-180
Passing Yards	234	303
Passes (Att.-Comp.-Int.)	36-17-3	39-21-0
Total Offensive Plays	77	92
Total Offensive Yards	380	483
Fumbles-Lost	3-2	2-1
Penalties-Yards	7-56	3-25
Punts-Average	6-38.0	7-43.6

TENNESSEE						
RUSHING	Att	Gain	TD	Lg		
Simpson	16	47	1	9		
PASSING	Att	Comp	Int	Yds	TD	Lg
Streater	34	16	3	219	1	56
RECEIVING	No	Yds	TD	Lg		
Gault	4	22	0	8		

PURDUE						
RUSHING	Att	Gain	TD	Lg		
McCall	18	91	1	15		
PASSING	Att	Comp	Int	Yds	TD	Lg
Herrmann	39	21	0	303	3	38
RECEIVING	No	Yds	TD	Lg		
Burrell	8	144	1	32		

## 1981 GARDEN STATE BOWL

<b>TENNESSEE</b>	13	8	0	7	-	<b>28</b>
<b>WISCONSIN</b>	7	0	0	14	-	<b>21</b>

Dec. 13, 1981

EAST RUTHERFORD, N.J. — Steve Alatorre completed 24 of 42 passes for 315 yards and one touchdown as the Vols defeated Wisconsin 28-21.

After Wisconsin went ahead 7-3 in the first quarter, Willie Gault returned the ensuing kickoff 87 yards for a touchdown and the Vols were never headed. Alatorre hit wide receiver Anthony Hancock, who made 11 catches on the day, with a 43-yard scoring strike and the Vols led 21-7 at the half. The Vol defense did its part with two first-half interceptions.

Wisconsin's Randy Wright kept the Badgers in the game in the second half, throwing two touchdown passes, but Alatorre's 6-yard run in the fourth quarter proved to be the difference.

Both Alatorre and Hancock made their final Vol game their best. Alatorre was named the game's outstanding player. Defensively, tackle Reggie White led the Vols.

### SCORING SUMMARY

TENN — Reveiz 22 FG  
 WIS — Cole 3 run (Doran kick)  
 TENN — Gault 87 kickoff return (Reveiz kick)  
 TENN — Reveiz 44 FG  
 TENN — Hancock 43 pass from Alatorre (Cofer pass from Alatorre)  
 WIS — Nault 6 pass from Wright (Doran kick)  
 TENN — Alatorre 6 run (Reveiz kick)  
 WIS — McFadden 11 pass from Wright (Doran kick)

TEAM STATISTICS	TENN	WIS
First Downs	27	22
Rushes-Yards	43-89	39-177
Passing Yards	315	212
Passes (Att.-Comp.-Int.)	42-24-0	37-14-3
Total Offensive Plays	85	76
Total Offensive Yards	404	389
Fumbles-Lost	4-0	1-1
Penalties-Yards	8-84	6-73
Punts-Average	6-45.2	6-36.7

TENNESSEE						
RUSHING	Att	Gain	Lost	Net	TD	Lg
Berry	10	44	0	44	0	11
PASSING	Att	Comp	Int	Yds	TD	Lg
Alatorre	42	24	0	315	1	43
RECEIVING	No	Yds	TD	Lg		
Hancock	11	196	1	43		

WISCONSIN						
RUSHING	Att	Gain	Lost	Net	TD	Lg
Cole	9	39	0	39	1	9
PASSING	Att	Comp	Int	Yds	TD	Lg
Wright	21	9	1	123	2	27
RECEIVING	No	Yds	TD	Lg		
Nault	5	85	1	27		



## 1982 PEACH BOWL

<b>IOWA</b>	0	21	7	0	-	<b>28</b>
<b>TENNESSEE</b>	7	0	12	3	-	<b>22</b>

Dec. 31, 1982

ATLANTA — Iowa built a 21-7 first half lead, keyed by three Chuck Long touchdown passes, and weathered a second half Vol rally to win the 1982 Peach Bowl 28-22.

Tennessee's second-half comeback was led by quarterback Alan Cockrell and running backs Chuck Coleman and Doug Furnas. The Vols came off the mat to register two touchdowns and a field goal to close to 28-22 late in the fourth quarter.

With the clock winding down, the outcome hinged on two short yardage plays the Hawkeyes stopped at their 7. On third-and-2, Cockrell's pass was deflected. On fourth down, the Vol signal-caller was stopped short on a counter-option.

Cockrell completed 22 of 41 passes for 221 yards and one touchdown and was named Tennessee's Outstanding Player by CBS broadcasters.

## SCORING SUMMARY

TENN — Cockrell 6 run (Revez kick)
IOWA — Moriz 57 pass from Long (Nichol kick)
IOWA — Harmon 18 pass from Long (Nichol kick)
IOWA — Harmon 8 pass from Long (Nichol kick)
TENN — Coleman 10 run (Kick blocked)
IOWA — Phillips 2 run (Nichol kick)
TENN — Gault 19 pass from Cockrell (Pass failed)
TENN — Revez 27 FG

TEAM STATISTICS	TENN	IOWA
First Downs	23	24
Rushes-Yards	38-154	43-110
Passing Yards	221	304
Passes (Att.-Comp.-Int.)	41-22-0	26-19-1
Total Offensive Plays	79	69
Total Offensive Yards	375	414
Fumbles-Lost	2-1	1-1
Penalties-Yards	7-47	3-30
Punts-Average	5-45.2	5-34.6
Time of Possession	30:55	29:05

TENNESSEE						
RUSHING	Att	Gain	Lost	Net	TD	Lg
Furnas	12	52	0	52	0	16
PASSING	Att	Comp	Int	Yds	TD	Lg
Cockrell	41	22	0	221	1	22
RECEIVING	No	Yds	TD	Lg		
Wilson	7	62	0	15		

IOWA						
RUSHING	Att	Gain	Lost	Net	TD	Lg
Gill	16	78	8	70	0	15
PASSING	Att	Comp	Int	Yds	TD	Lg
Long	26	19	1	304	3	57
RECEIVING	No	Yds	TD	Lg		
Moritz	8	168	1	57		

## 1983 FLORIDA CITRUS BOWL

<b>TENNESSEE</b>	7	3	6	14	-	<b>30</b>
<b>MARYLAND</b>	3	6	11	3	-	<b>23</b>

Dec. 17, 1983

ORLANDO, Fla. — The Vols closed out their finest season since 1972, scoring two fourth quarter TDs to defeat Maryland 30-23, before a sellout crowd of 50,500 and millions more on Mizlou.

Johnnie Jones and Alan Cockrell were the Vols' offensive standouts. Jones gained 154 yards on 29 carries and tallied twice, part of the Vols 201-yard ground attack. Cockrell completed 16 of 23 passes for 185 yards and one touchdown. Clyde Duncan caught six passes for 59 yards and Lenny Taylor caught four for 68 yards and one touchdown.

The Vols were led on defense by linebacker Alvin Toles, who recovered a fumble and intercepted a pass, both efforts leading to Vol scores. The Vols also held the Terrapins to 95 yards on the ground.

The Vols finished the year No. 15 by *The New York Times*, No. 17 by *USA Today* and No. 14 by *Sports Illustrated*.

## SCORING SUMMARY

UM — Atkinson 18 FG
TENN — Taylor 12 pass from Cockrell (Revez kick)
UM — Atkinson 48 FG
UM — Atkinson 31 FG
TENN — Revez 25 FG
UM — Atkinson 22 FG
TENN — Henderson 19 run (Pass failed)
UM — Badjanek 3 run (Badjanek run)
TENN — Jones 1 run (Revez kick)
TENN — Jones 2 run (Revez kick)
UM — Atkinson 26 FG

TEAM STATISTICS	TENN	MD
First Downs	25	17
Rushes-Yards	49-201	34-95
Passing Yards	185	253
Passes (Att.-Comp.-Int.)	23-16-1	28-18-1
Total Offensive Plays	72	62
Total Offensive Yards	386	348
Fumbles-Lost	1-1	3-1
Penalties-Yards	1-5	6-32
Punts-Average	1-47.0	0-0
Time of Possession	30:12	29:48

TENNESSEE						
RUSHING	Att	Gain	Lost	Net	TD	Lg
Jones	29	154	0	154	2	19
PASSING	Att	Comp	Int	Yds	TD	Lg
Cockrell	23	16	1	185	1	25
RECEIVING	No	Yds	TD	Lg		
Duncan	6	59	0	21		

MARYLAND						
RUSHING	Att	Gain	Lost	Net	TD	Lg
Joyner	17	58	0	58	0	7
PASSING	Att	Comp	Int	Yds	TD	Lg
Reich	22	14	1	192	0	30
RECEIVING	No	Yds	TD	Lg		
Davis	4	66	0	28		
Joyner	4	65	0	30		

# RECORDS

## 1984 SUN BOWL

<b>MARYLAND</b>	0	0	22	6	-	<b>28</b>
<b>TENNESSEE</b>	10	11	6	0	-	<b>27</b>

Dec. 22, 1984

EL PASO, Texas — Maryland, trailing 21-0 after the first half, scored 22 points in the third quarter and grimly held on for a 28-27 victory in the 1984 Sun Bowl. The issue was in doubt until Maryland defensive back Keeta Covington jarred the ball loose from the Vols' Tony Robinson, just when the Vols looked to be in position to win on a last-second field goal attempt.

Tennessee jumped to the early lead on the running of tailback Johnnie Jones and the passing combo of Robinson to Tim McGee. Fuad Reveiz added two field goals and the Vols appeared in control.

Maryland reeled off 22 consecutive points in the third quarter, before Pete Panuska gave the Vols their last lead of the game, returning a Maryland kickoff 100 yards for the go-ahead score. Maryland's Rick Badjanek scored the game-winner with 2:28 left. But it remained for Covington to make his big play to secure the Maryland victory.

### SCORING SUMMARY

TENN — Jones 2 run (Reveiz kick)
TENN — Reveiz 24 FG
TENN — Reveiz 52 FG
TENN — McGee 6 pass from Robinson (McGee pass from Robinson)
UM — Neal 57 run (Pass failed)
UM — Atkinson 23 FG
UM — Badjanek 1 run (Pass failed)
UM — Edmunds 40 pass from Reich (Atkinson kick)
TENN — Panuska 100 kickoff return (Pass failed)
UM — Badjanek 1 run (Pass failed)

TEAM STATISTICS	TENN	MD
First Downs	13	22
Rushes-Yards	34-148	54-229
Passing Yards	132	201
Passes (Att.-Comp.-Int.)	24-15-0	28-17-1
Total Offensive Plays	58	82
Total Offensive Yards	280	430
Fumbles-Lost	2-2	2-2
Penalties-Yards	6-49	8-63
Punts-Average	5-42.4	4-47.0
Sacks By-Yards	7-53	1-6
Time of Possession	24:03	35:57

TENNESSEE						
RUSHING	Att	Gain	Lost	Net	TD	Lg
Jones	16	72	3	69	1	10
PASSING	Att	Comp	Int	Yds	TD	Lg
Robinson	24	15	0	132	1	21
RECEIVING	No	Yds	TD	Lg		
McGee	6	66	1	21		

MARYLAND						
RUSHING	Att	Gain	Lost	Net	TD	Lg
Badjanek	21	93	3	90	2	10
PASSING	Att	Comp	Int	Yds	TD	Lg
Reich	28	17	1	201	1	40
RECEIVING	No	Yds	TD	Lg		
Hill	4	69	0	35		

## 1986 SUGAR BOWL

<b>TENNESSEE</b>	0	14	14	7	-	<b>35</b>
<b>MIAMI (FLA.)</b>	7	0	0	0	-	<b>7</b>

Jan. 1, 1986

NEW ORLEANS — Tennessee rang in 1986 in grand fashion, taking a 35-7 decision over the Miami Hurricanes in the 52nd Sugar Bowl. A crowd of 77,432 saw the Vols spot the Hurricanes an early 7-0 lead, but, after Daryl Dickey and Jeff Smith hooked up for a 6-yard touchdown pass early in the second quarter, the Vols were completely in control.

The Vols took the lead late in the first half when wide receiver Tim McGee corralled a Vol fumble in the end zone. They extended their lead in the third quarter as fullback Sam Henderson scored from 1-yard out after Darrin Miller's fumble recovery gave the Vols the ball at the Miami 32. After a Miami punt, Tennessee's Jeff Powell brought Vol fans to their feet, sprinting 60 yards for another Vol touchdown. All-America defensive back Chris White intercepted Miami quarterback Vinny Testaverde in the fourth quarter to set up a 6-yard scoring run by Charles Wilson.

The win evened the Vols' Sugar Bowl mark at 3-3. Dickey, who completed 15 of 25 passes for 131 yards and one touchdown, was named the game's outstanding player.

### SCORING SUMMARY

MIAMI — Irvin 18 pass from Testaverde (Cox kick)
TENN — Smith 6 pass from Dickey (Reveiz kick)
TENN — McGee recovered fumble in end zone (Reveiz kick)
TENN — Henderson 1 run (Reveiz kick)
TENN — Powell 60 run (Reveiz kick)
TENN — Wilson 6 run (Reveiz kick)

TEAM STATISTICS	TENN	MIA
First Downs	16	22
Rushes-Yards	43-211	30-95
Passing Yards	131	237
Passes (Att.-Comp.-Int.)	25-15-1	44-23-4
Total Offensive Plays	68	74
Total Offensive Yards	342	269
Fumbles-Lost	2-1	5-2
Penalties-Yards	11-125	15-120
Punts-Average	6-39.1	6-37.6
Sacks By-Yards	7-84	1-7
Time of Possession	31:01	28:59

TENNESSEE						
RUSHING	Att	Gain	Lost	Net	TD	Lg
Powell	11	104	2	102	1	60
PASSING	Att	Comp	Int	Yds	TD	Lg
Dickey	25	15	1	131	1	30
RECEIVING	No	Yds	TD	Lg		
McGee	7	94	0	30		

MIAMI						
RUSHING	Att	Gain	Lost	Net	TD	Lg
Williams	8	45	2	43	0	11
PASSING	Att	Comp	Int	Yds	TD	Lg
Testaverde	36	20	3	217	1	47
RECEIVING	No	Yds	TD	Lg		
Irvin	5	91	1	47		



## 1986 LIBERTY BOWL

<b>TENNESSEE</b>	7	7	0	7	-	<b>21</b>
<b>MINNESOTA</b>	0	3	10	6	-	<b>14</b>

Dec. 29, 1986

MEMPHIS — Jeff Francis threw three touchdown passes and the Vol defense shut down Minnesota when it had to, leading Tennessee to a 21-14 victory over Minnesota in the 28th Liberty Bowl.

The Vols jumped to a 14-3 halftime lead as Francis threw touchdown passes to wide receiver Joey Clinkscales and fullback William Howard. Minnesota got a late field goal from Chip Lohmiller and trailed 14-3 at the half.

The Gophers dominated the third period, getting a touchdown from quarterback Rickey Foggie on a fourth-down option play. Freshman Darrell Thompson's two-point conversion run put Minnesota back in the game. Another field goal from Lohmiller in the fourth quarter knotted the count.

The Vols roared back for the clinching score, as Francis hit Nate Middlebrooks and Anthony Miller to move deep into Minnesota territory. On third-and-3, he hit Clinkscales for the game-winner in the left corner of the end zone. The Vol defense shut down Foggie and Minnesota the rest of the way and rang up UT's third Liberty Bowl victory in as many tries.

## SCORING SUMMARY

TENN — Clinkscales 18 pass from Francis (Revez kick)
TENN — Howard 23 pass from Francis (Revez kick)
MINN — Lohmiller 27 FG
MINN — Foggie 11 run (Thompson run)
MINN — Lohmiller 25 FG
TENN — Clinkscales 15 pass from Francis (Revez kick)

TEAM STATISTICS	TENN	MINN
First Downs	17	20
Rushes-Yards	29-81	47-238
Passing Yards	243	136
Passes (Att.-Comp.-Int.)	31-22-0	25-10-0
Total Offensive Plays	60	72
Total Offensive Yards	324	386
Fumbles-Lost	4-1	2-2
Penalties-Yards	5-49	5-30
Punts-Average	5-38.4	3-39.7
Sacks By-Yards	1-4	1-8
Time of Possession	28:40	31:20

TENNESSEE						
RUSHING	Att	Gain	Lost	Net	TD	Lg
Howard	16	68	5	63	0	10
PASSING	Att	Comp	Int	Yds	TD	Lg
Francis	31	22	0	243	3	27
RECEIVING	No	Yds	TD	Lg		
Clinkscales	7	72	2	18		
Miller	6	72	0	27		

MINNESOTA						
RUSHING	Att	Gain	Lost	Net	TD	Lg
Thompson	25	139	3	136	0	21
PASSING	Att	Comp	Int	Yds	TD	Lg
Foggie	25	10	0	136	0	44
RECEIVING	No	Yds	TD	Lg		
Anderson	3	31	0	15		

## 1988 PEACH BOWL

<b>TENNESSEE</b>	14	7	0	6	-	<b>27</b>
<b>INDIANA</b>	3	7	6	6	-	<b>22</b>

Jan. 2, 1988

ATLANTA — Tennessee closed the 1987 season the way it began it way back in August, posting a come-from-behind win over a Big Ten rival. This time the Indiana Hoosiers were the victim, as the Vols rallied once again in the fourth quarter for a 27-22 victory.

A record Peach Bowl crowd of 58,737 saw the Vols explode to a 21-3 lead early in the second quarter as quarterback Jeff Francis led three scoring drives and threw TD passes to Anthony Miller and Terence Cleveland. Indiana rallied in the second half and led 22-21 late in the fourth quarter. But the Vol defense stiffened and Francis and his offensive mates got the ball at the Hoosier 40.

The Vols took it for the winning score as Francis scrambled for a crucial first down and Cobb got the game-winner from 9 yards out. Charles Kimbrough's interception sealed the Vols' first win in two Peach Bowl tries.

## SCORING SUMMARY

TENN — Cobb 6 run (Reich kick)
IND — Stoyanovich 52 FG
TENN — Miller 45 pass from Francis (Reich kick)
TENN — Cleveland 15 pass from Francis (Reich kick)
IND — Jones 43 pass from Schnell (Stoyanovich kick)
IND — Thompson 12 run (Pass failed)
IND — Jordan 12 run (Pass failed)
TENN — Cobb 9 run (Pass failed)

TEAM STATISTICS	TENN	IND
First Downs	26	16
Rushes-Yards	52-244	31-96
Passing Yards	230	218
Passes (Att.-Comp.-Int.)	27-21-0	33-18-2
Total Offensive Plays	79	64
Total Offensive Yards	474	314
Fumbles-Lost	2-2	0-0
Penalties-Yards	5-35	4-37
Punts-Average	2-36.5	6-30.6
Time of Possession	33:19	26:41

TENNESSEE						
RUSHING	Att	Gain	Lost	Net	TD	Lg
Cobb	21	151	5	146	2	43
PASSING	Att	Comp	Int	Yds	TD	Lg
Francis	26	20	0	225	2	45
RECEIVING	No	Yds	TD	Lg		
Miller	5	78	1	45		

INDIANA						
RUSHING	Att	Gain	Lost	Net	TD	Lg
Thompson	18	73	6	67	1	17
PASSING	Att	Comp	Int	Yds	TD	Lg
Schnell	33	18	2	218	1	43
RECEIVING	No	Yds	TD	Lg		
Jones	7	150	1	43		



# RECORDS

## 1990 COTTON BOWL

<b>TENNESSEE</b>	3	14	14	0	-	<b>31</b>
<b>ARKANSAS</b>	6	0	7	14	-	<b>27</b>

Jan. 1, 1990

DALLAS — Tennessee finished with its finest season record since 1970 by taking a hard-fought 31-27 decision over the Southwest Conference champion Razorbacks.

The Vols, paced by the running of Offensive MVP Chuck Webb and an opportunistic defense, raced to a 31-13 lead after three periods, but the Hogs stormed back to close the margin before Alvin Harper recovered an onside kick attempt with 1:23 left on the clock and the Vols were able to run out the clock.

UT had parlayed a field goal by Greg Burke, two TDs by Webb, one on a 78-yard run down the near sideline, an 84-yard pass from Andy Kelly to Anthony Morgan and a 1-yard toss from Kelly to Greg Amsler to take the lead.

Martin Williams and Tracy Hayworth recovered fumbles to blunt two Arkansas drives and Defensive MVP Carl Pickens intercepted an Arkansas pass to stop another drive. Kacy Rodgers made a big play in the fourth quarter, stopping Arkansas tailback Barry Foster on fourth-and-1 at the Vol 9.

### SCORING SUMMARY

TENN — Burke 23 FG  
 ARK — Foster 1 run (Run failed)  
 TENN — Morgan 84 pass from Kelly (Burke kick)  
 TENN — Webb 1 run (Burke kick)  
 TENN — Amsler 1 pass from Kelly (Burke kick)  
 ARK — Rouse 1 run (Wright kick)  
 TENN — Webb 78 run (Burke kick)  
 ARK — Foster 1 run (Foster run)  
 ARK — Winston 67 pass from Grovey (Pass failed)

TEAM STATISTICS	TENN	ARK
First Downs	16	31
Rushes-Yards	38-320	72-361
Passing Yards	150	207
Passes (Att.-Comp.-Int.)	23-9-2	22-12-1
Total Offensive Plays	61	94
Total Offensive Yards	470	568
Fumbles-Lost	0-0	3-2
Penalties-Yards	4-36	3-20
Punts-Average	5-39.0	3-44.3
Time of Possession	22:17	37:43

TENNESSEE						
RUSHING	Att	Gain	Lost	Net	TD	Lg
Webb	26	250	0	250	2	78
PASSING	Att	Comp	Int	Yds	TD	Lg
Kelly	23	9	2	150	2	84
RECEIVING	No	Yds	TD	Lg		
Morgan	2	96	1	84		
Harper	2	28	0	19		

ARKANSAS						
RUSHING	Att	Gain	Lost	Net	TD	Lg
Rouse	22	145	11	134	1	29
Foster	22	103	0	103	2	18
PASSING	Att	Comp	Int	Yds	TD	Lg
Grovey	22	12	1	207	1	67
RECEIVING	No	Yds	TD	Lg		
Russell	7	105	0	28		

## 1991 SUGAR BOWL

<b>TENNESSEE</b>	0	0	3	20	-	<b>23</b>
<b>VIRGINIA</b>	9	7	0	6	-	<b>22</b>

Jan. 1, 1991

NEW ORLEANS — Tennessee concluded its 100-year anniversary season and longest in Vol history with a come-from-behind victory in the 57th Sugar Bowl Classic at the Louisiana Superdome. The Vols concluded a 9-2-2 season.

The Vols trailed for the first 59:29, but won the game when Tony Thompson, who rushed for 151 yards, hurdled the line for a score from 1 yard out. Thompson's score climaxed a Sugar Bowl record-setting 20-point fourth quarter.

Leading 16-3, Virginia looked poised to put the game away late in the third quarter. But Floyd Miley intercepted a Shawn Moore pass at the Vol 6 and the rally was on. Andy Kelly, voted the game's most outstanding player, led three drives for scores and Dale Carter intercepted a last-gasp Virginia pass to gain the victory.

Thompson scored twice in the fourth quarter rally and Kelly found Carl Pickens wide open for the other score.

Carter had two interceptions for his night's work and linebacker Darryl Hardy had eight tackles and four broken-up passes.

### SCORING SUMMARY

VA — Steele 10 run (Kick blocked)  
 VA — McInerney 22 FG  
 VA — Kirby 1 run (McInerney kick)  
 TENN — Burke 27 FG  
 TENN — Thompson, 7 run (Burke kick)  
 VA — McInerney 43 FG  
 TENN — Pickens 15 pass from Kelly (Burke kick)  
 VA — McInerney 44 FG  
 TENN — Thompson 1 run (Pass failed)

TEAM STATISTICS	TENN	VA
First Downs	28	25
Rushes-Yards	38-191	58-287
Passing Yards	273	62
Passes (Att.-Comp.-Int.)	35-24-2	24-9-3
Total Offensive Plays	73	82
Total Offensive Yards	464	349
Fumbles-Lost	1-1	1-0
Penalties-Yards	5-65	5-30
Punts-Average	2-20.0	1-48.0
Sacks By-Yards	1-7	1-11
Time of Possession	23:32	36:28

TENNESSEE						
RUSHING	Att	Gain	Lost	Net	TD	Lg
Thompson	25	154	3	151	2	38
PASSING	Att	Comp	Int	Yds	TD	Lg
Kelly	35	24	2	273	1	29
RECEIVING	No	Yds	TD	Lg		
Moore	7	97	0	29		
Pickens	6	87	1	22		

VIRGINIA						
RUSHING	Att	Gain	Lost	Net	TD	Lg
Kirby	21	75	2	73	1	10
PASSING	Att	Comp	Int	Yds	TD	Lg
S. Moore	22	9	2	62	0	11
RECEIVING	No	Yds	TD	Lg		
Kirby	4	27	0	9		



## 1992 FIESTA BOWL

<b>PENN STATE</b>	7	0	14	21	-	<b>42</b>
<b>TENNESSEE</b>	10	0	7	0	-	<b>17</b>

Jan. 1, 1992

TEMPE, Ariz. — Tennessee appeared to be in the driver's seat of the 21st Fiesta Bowl, leading 17-7 midway in the third quarter, but Penn State ran off 35 unanswered points in just 7:49 to take the decision. Turnovers proved to be the Vols' undoing as four of the six Penn State scores came off Vol mistakes.

The Vols, who trailed 7-0 just 1:19 into the game, ran off 17 unanswered points of their own between the first and third quarters, but failed to take full advantage of the 441-226 yard statistical advantage. The Nittany Lions then reeled off 35 unanswered points of their own to seal the win.

James Stewart and Cory Fleming scored Vol touchdowns while John Becksvoort added two conversions and a 24-yard field goal. Stewart's score came after a 10-play, 62-yard drive in the first quarter. Fleming's came in the third quarter on a pass from Andy Kelly on which the Vol sophomore wideout made some nifty moves in the open field to score.

## SCORING SUMMARY

PSU — Gash 10 pass from Sacca (Fayak kick)
TENN — Stewart run 1 (Becksvoort kick)
TENN — Becksvoort 24 FG
TENN — Fleming 44 pass from Kelly (Becksvoort kick)
PSU — LaBarca 3 pass from Sacca (Fayak kick)
PSU — Brady 13 pass from Sacca (Fayak kick)
PSU — Anderson 2 run (Fayak kick)
PSU — Givens 23 fumble interception return (Fayak kick)
PSU — McDuffie 37 pass from Sacca (Fayak kick)

TEAM STATISTICS	TENN	PSU
First Downs	25	12
Rushes-Yards	45-171	37-76
Passing Yards	270	150
Passes (Att.-Comp.-Int.)	43-21-1	28-11-0
Total Offensive Plays	88	65
Total Offensive Yards	441	226
Fumbles-Lost	5-3	0-0
Penalties-Yards	3-34	3-36
Punts-Average	6-36.3	9-47.9
Sacks By-Yards	4-25	3-20
Time of Possession	32:21	27:39

TENNESSEE						
RUSHING	Att	Gain	Lost	Net	TD	Lg
Stewart	15	86	2	84	1	13
Hayden	13	57	1	56	0	12
PASSING	Att	Comp	Int	Yds	TD	Lg
Kelly	40	20	1	273	1	44
RECEIVING	No	Yds	TD	Lg		
Pickens	8	100	0	28		

PENN STATE						
RUSHING	Att	Gain	Lost	Net	TD	Lg
Anderson	17	60	3	57	1	17
PASSING	Att	Comp	Int	Yds	TD	Lg
Sacca	28	11	0	150	4	37
RECEIVING	No	Yds	TD	Lg		
McDuffie	4	78	1	37		
Drayton	3	35	0	18		

## 1993 HALL OF FAME BOWL

<b>TENNESSEE</b>	14	0	17	7	-	<b>38</b>
<b>BOSTON COLL.</b>	0	7	0	16	-	<b>23</b>

Jan. 1, 1993

TAMPA, Fla. — Tennessee scored 14 points despite having the ball only 3:32 of the first quarter and added 24 more in the third and early fourth quarters to take a 38-23 decision over Boston College in the Hall of Fame Bowl at Tampa Stadium.

Game MVP Heath Shuler led the way, completing 18 of 23 passes for 245 yards and two touchdowns while scoring two himself. His TD passes went to Cory Fleming (27 yards) and Mose Phillips (69 yards). Shuler scored twice on runs of 1 and 14 yards. Jerry Colquitt threw a 48-yard scoring pass to Fleming and John Becksvoort added a field goal and five extra points. The Vols outgained the Eagles 450-371.

After a bad snap on BC's first punt of the game led to good field position at the BC 43, Shuler found Ron Davis down the left side for 42 yards and scored a play later on a keeper left. Fleming's first TD came on the Vols' next possession. The Vols' third quarter surge featured Shuler's second TD of the day and a Phillips' determined run for a score.

## SCORING SUMMARY

TENN — Shuler 1 run (Becksvoort kick)
TENN — Fleming 27 pass from Shuler (Becksvoort kick)
BC — Mitchell 12 pass from Foley (Gordon kick)
TENN — Shuler 14 run (Becksvoort kick)
TENN — Becksvoort 25 FG
TENN — Phillips 69 pass from Shuler (Becksvoort kick)
TENN — Fleming 48 pass from Colquitt (Becksvoort kick)
BC — Mitchell 17 pass from Foley (Mitchell pass from Foley)
BC — D. Campbell 7 run (l. Boyd pass from Foley)

TEAM STATISTICS	TENN	BC
First Downs	20	22
Rushes-Yards	39-157	33-103
Passing Yards	293	268
Passes (Att.-Comp.-Int.)	26-19-0	47-23-1
Total Offensive Plays	65	80
Total Offensive Yards	450	371
Fumbles-Lost	1-1	1-0
Penalties-Yards	5-40	5-25
Punts-Average	4-41.3	5-37.0
Sacks By-Yards	4-30	1-5
Time of Possession	29:31	30:29

TENNESSEE						
RUSHING	Att	Gain	Lost	Net	TD	Lg
Garner	10	49	4	45	0	11
PASSING	Att	Comp	Int	Yds	TD	Lg
Shuler	23	18	0	245	2	69
RECEIVING	NO	YDS	TD	LG		
Fleming	5	102	2	48		
Phillips	3	88	1	69		

BOSTON COLLEGE						
RUSHING	Att	Gain	Lost	Net	TD	Lg
Dukes	15	88	5	83	0	19
PASSING	Att	Comp	Int	Yds	TD	Lg
Foley	46	23	1	268	2	27
RECEIVING	No	Yds	TD	Lg		
Mitchell	9	100	2	19		

# RECORDS

## 1994 FLORIDA CITRUS BOWL

<b>PENN STATE</b>	7	10	7	7	-	<b>31</b>
<b>TENNESSEE</b>	10	3	0	0	-	<b>13</b>

Jan. 1, 1994

ORLANDO, Fla. — Tennessee jumped to a 10-0 lead on its first two offensive series, but Penn State rallied from a 13-10 deficit late in the first half with 21 unanswered points to take a 31-13 decision in the 48th annual Florida Citrus Bowl.

Tennessee moved to a field goal on its first possession, one of two made by John Becksvoort on the day. The Vols scored a touchdown on their second foray into Penn State territory on a 19-yard pass from Heath Shuler to Cory Fleming, but could add only a Citrus Bowl record 50-yard field goal by Becksvoort the rest of the afternoon.

Penn State scored to take the lead for good just before halftime and added another score off a sustained drive after the opening kickoff of the second half to assume control of the game.

Charlie Garner rushed 16 times for 89 yards and Fleming caught seven passes for 101 yards. The Vols finished with a 9-2-1 overall record.

### SCORING SUMMARY

TENN — Becksvoort 46 FG
TENN — Fleming 19 pass from Shuler (Becksvoort kick)
PSU — Carter 3 run (Fayak kick)
PSU — Fayak 19 FG
TENN — Becksvoort 50 FG
PSU — Carter 14 run (Fayak kick)
PSU — Brady 7 pass from Collins (Fayak kick)
PSU — Ingram 15 pass from Collins (Fayak kick)

TEAM STATISTICS	TENN	PSU
First Downs	16	20
Rushes-Yards	29-135	42-209
Passing Yards	213	162
Passes (Att.-Comp.-Int.)	44-23-1	24-15-1
Total Offensive Plays	73	66
Total Offensive Yards	348	371
Fumbles-Lost	0-0	0-0
Penalties-Yards	10/79	4/30
Punts-Average	6-44.2	6-32.0
Sacks By-Yards	4-20	1-7
Time of Possession	29:47	30:13

TENNESSEE						
RUSHING	Att	Gain	Lost	Net	TD	Lg
Garner	16	91	2	89	0	18
PASSING	Att	Comp	Int	Yds	TD	Lg
Shuler	42	22	1	205	1	27
RECEIVING	No	Yds	TD	Lg		
Fleming	7	101	1	27		

PENN STATE						
RUSHING	Att	Gain	Lost	Net	TD	Lg
Carter	21	112	4	108	1	15
PASSING	Att	Comp	Int	Yds	TD	Lg
Collins	24	15	1	162	2	36
RECEIVING	No	Yds	TD	Lg		
Ingram	7	107	1	36		

## 1994 GATOR BOWL

<b>TENNESSEE</b>	14	21	0	10	-	<b>45</b>
<b>VA. TECH</b>	0	10	6	7	-	<b>23</b>

Dec. 30, 1994

GAINESVILLE, Fla. — Tennessee bolted to a 35-10 halftime lead and coasted from there to take a 45-23 triumph over Virginia Tech in the 1994 Gator Bowl at Florida Field. A 21-point second quarter was the key as the Vols scored on five of seven first half possessions.

James Stewart scored three TDs and threw a 19-yard TD pass to Kendrick Jones. Peyton Manning threw a 36-yard TD pass to Marcus Nash and Jay Graham scored on a 1-yard run.

Tyrone Hines had an interception which led to the Vols' first score, and Shawn Summers had a 49-yard punt return that led to a Vol score in the fourth period.

Stewart, who was named the most outstanding player for the game, carried 22 times for 85 yards. Manning completed 12 of 19 passes for 189 yards. Joey Kent led the Vols with six receptions for 116 yards, 42 coming on a spectacular catch down the far boundary a play before Nash's TD grab.

### SCORING SUMMARY

TENN — J. Stewart 1 run (Becksvoort kick)
TENN — Nash 36 pass from Manning (Becksvoort kick)
TENN — Graham 1 run (Becksvoort kick)
VT — Thomas 1 run (Williams kick)
TENN — J. Stewart 1 run (Becksvoort kick)
TENN — Jones 19 pass from J. Stewart (Becksvoort kick)
VT — Williams 28 FG
VT — DeShazo 7 run (kick failed)
TENN — J. Stewart 5 run (Becksvoort kick)
TENN — Becksvoort 19 FG
VT — Still 9 pass from Druckenmiller (Williams kick)

TEAM STATISTICS	TENN	TECH
First Downs	18	22
Rushes-Yards	47-245	43-189
Passing Yards	250	237
Passes (Att.-Comp.-Int.)	23-16-0	38-23-2
Total Offensive Plays	70	81
Total Offensive Yards	495	426
Fumbles-Lost	0-0	5-1
Penalties-Yards	7-58	3-25
Punts-Average	5-43.6	5-43.4
Sacks By-Yards	0-0	2-16
Time of Possession	30:55	29:05

TENNESSEE						
RUSHING	Att	Gain	Lost	Net	TD	Lg
Stewart	22	87	2	85	3	18
PASSING	Att	Comp	Int	Yds	TD	Lg
Manning	19	12	0	189	1	42
RECEIVING	No	Yds	TD	Lg		
Kent	6	116	0	42		

VIRGINIA TECH						
RUSHING	Att	Gain	Lost	Net	TD	Lg
Thomas	19	103	1	102	1	27
DeShazo	11	50	11	39	1	13
PASSING	Att	Comp	Int	Yds	TD	Lg
DeShazo	30	17	2	140	0	25
RECEIVING	No	Yds	TD	Lg		
Still	5	79	1	25		
Holmes	5	45	0	16		



## 1996 FLORIDA CITRUS BOWL

<b>TENNESSEE</b>	0	7	7	6	-	<b>20</b>
<b>OHIO STATE</b>	7	0	0	7	-	<b>14</b>

Jan. 1, 1996

ORLANDO, Fla. — Jeff Hall kicked two fourth quarter field goals and the Vols defense held Ohio State in check as UT defeated the Buckeyes 20-14 on a rainy day in the Florida Citrus Bowl.

Jay Graham, the game's MVP, rushed for 154 yards, including a 69-yard scoring dash late in the first half that pulled the Vols even, 7-7, at halftime. Peyton Manning completed 20 of 35 passes for 182 yards and one touchdown. Joey Kent led the Vol receiving corps with seven catches for 109 yards, including a 47-yard scoring toss from Manning that gave UT a 14-7 advantage in the third quarter.

Hall's two field goals in the fourth quarter came after the Buckeyes had tied the game, 14-14. Tennessee's defense, which had stopped the Buckeyes on a second quarter fourth-and-inches at the 3-yard line, forced three turnovers in OSU's final four possessions.

UT held Ohio State, with Heisman winner Eddie George, to a season-low 89 yards on the ground.

The victory upped Tennessee's record to 11-1, its best since 1989 and propelled the Vols to a No. 2 finish in the final CNN/*USA Today* poll, UT's highest since 1967. The Vols were tabbed No. 3 in final Associated Press voting.

SCORING SUMMARY

OSU — George 2 run (Jackson kick)
TENN — Graham 69 run (Hall kick)
TENN — Kent 47 pass from Manning (Hall kick)
OSU — Dudley 32 pass from Hoying (Jackson kick)
TENN — Hall 29 FG
TENN — Hall 25 FG

TEAM STATISTICS	TENN	OSU
First Downs	15	17
Rushes-Yards	32-145	36-89
Passing Yards	182	246
Passes (Att.-Comp.-Int.)	35-20-0	38-19-1
Total Offensive Plays	67	74
Total Offensive Yards	327	335
Fumbles-Lost	1-1	5-3
Penalties-Yards	8-43	6-57
Punts-Average	9-34.2	7-48.1
Sacks By-Yards	2-12	3-15
Time of Possession	30:39	29:21

TENNESSEE						
RUSHING	Att	Gain	Lost	Net	TD	Lg
Graham	26	168	14	154	1	69
PASSING	Att	Comp	Int	Yds	TD	Lg
Manning	35	20	0	182	1	47
RECEIVING	No	Yds	TD	Lg		
Kent	7	109	1	47		

OHIO STATE						
RUSHING	Att	Gain	Lost	Net	TD	Lg
George	25	107	6	101	1	17
PASSING	Att	Comp	Int	Yds	TD	Lg
Hoying	38	19	1	246	1	32
RECEIVING	No	Yds	TD	Lg		
Glenn	7	95	0	21		
Dudley	5	106	1	32		

## 1997 FLORIDA CITRUS BOWL

<b>TENNESSEE</b>	21	10	7	10	-	<b>48</b>
<b>NORTHWESTERN</b>	0	21	0	7	-	<b>28</b>

Jan. 1, 1997

ORLANDO, Fla. — Tied 21-21 late in the second quarter, Tennessee scored the game's next 20 points and took a 48-28 victory over Big 10 co-champion Northwestern. Peyton Manning completed 27 of 39 passes for 408 yards to lead the Vol attack.

After the Wildcats had battled back from a 21-0 first quarter deficit to tie the game, Manning threw a 67-yard TD pass to Joey Kent and beat the clock for a Jeff Hall field goal on the final play of the half to give the Vols a 31-21 halftime lead. The Vols led 38-21 after Tyrone Hines' 30-yard interception return.

The Vols had jumped to a 21-0 lead in the first quarter on a 43-yard TD pass from Manning to Peerless Price, a 10-yard run for a score by Manning and another TD toss, this one from Manning to Kent from 11 yards out. Price caught six passes for 110 yards and Kent caught five for 122 yards. The Vols finished No. 9 overall in both polls.

SCORING SUMMARY

TENN — P. Price 43 pass from Manning (Hall kick)
TENN — Manning 10 run (Hall kick)
TENN — Kent 11 pass from Manning (Hall kick)
NW — D. Autry 2 run (Gowins kick)
NW — Musso 20 pass from Schnur (Gowins kick)
NW — D. Autry 28 run (Gowins kick)
TENN — Kent 67 pass from Manning (Hall kick)
TENN — Hall 19 FG
TENN — Hines 30 interception run (Hall kick)
TENN — Hall 28 FG
NW — Bates 22 pass from Schnur (Gowins kick)
TENN — Moore 6 pass from Manning (Hall kick)

TEAM STATISTICS	TENN	NW
First Downs	29	22
Rushes-Yards	32-115	28-43
Passing Yards	408	242
Passes (Att.-Comp.-Int.)	39-27-0	51-27-4
Total Offensive Plays	71	79
Total Offensive Yards	523	285
Fumbles-Lost	4-2	1-1
Penalties-Yards	13-112	5-40
Punts-Average	4-35.8	6-37.3
Sacks By-Yards	3-31	3-23
Time of Possession	27:52	32:08

TENNESSEE						
RUSHING	Att	Gain	Lost	Net	TD	Lg
Graham	14	81	2	79	0	14
PASSING	Att	Comp	Int	Yds	TD	Lg
Manning	39	27	0	408	4	67
RECEIVING	No	Yds	TD	Lg		
Price	6	110	1	43		
Kent	5	122	2	67		

NORTHWESTERN						
RUSHING	Att	Gain	Lost	Net	TD	Lg
Autry	17	71	5	65	2	28
PASSING	Att	Comp	Int	Yds	TD	Lg
Schnur	45	25	3	228	2	22
RECEIVING	No	Yds	TD	Lg		
Bates	10	97	1	22		
Musso	10	91	1	20		

# RECORDS

## 1998 ORANGE BOWL

<b>NEBRASKA</b>	7	7	21	7	-	<b>42</b>
<b>TENNESSEE</b>	0	3	6	8	-	<b>17</b>

Jan. 2, 1998

MIAMI — A 21-point third quarter proved pivotal as No. 2 Nebraska took a 42-17 win over No. 3 Tennessee in the Orange Bowl. The win vaulted the Cornhuskers to the No. 1 spot in the Coaches' Poll with a 13-0 record. Tennessee finished 11-2, the sixth 11-win season in school history, and earned seventh (AP) and eighth (ESPN/USA Today) place finishes. A crowd of 72,835 saw the first ever meeting between the two teams.

Peyton Manning and Tee Martin each threw TD passes: Manning's a 5-yarder to Peerless Price and Martin's a 3-yarder to Andy McCullough. Jeff Hall added a 44-yard field goal and Travis Stephens caught a two-point conversion pass from Martin.

Tennessee fell behind 14-0 before Hall's field goal in the second quarter and saw the game get away when Nebraska cranked up the ground game in the third quarter en route to scores on drives of 80, 73 and 80 yards. Tailback Jamal Lewis concluded a stellar freshman season, carrying 14 times for 90 yards and being named his team's MVP.

### SCORING SUMMARY

NEB - Green 1 run (Brown kick)
NEB - Wiggins 10 run (Brown kick)
TENN - Hall 44 FG
NEB - Frost 1 run (Brown kick)
NEB - Frost 11 run (Brown kick)
TENN - Price 5 pass from Manning (Pass failed)
NEB - Green 22 run (Brown kick)
NEB - Frost 9 run (Brown kick)
TENN - McCullough 3 pass from Martin (Stephens pass from Martin)

TEAM STATISTICS	TENN	NEB
First Downs	16	30
Rushes-Yards	21-128	68-409
Passing Yards	187	125
Passes (Att.-Comp.-Int.)	35-25-1	12-9-0
Total Offensive Plays	56	80
Total Offensive Yards	315	534
Fumbles-Lost	2-2	3-2
Penalties-Yards	5-37	8-63
Punts-Average	6-52.3	4-39.0
Sacks By-Yards	0-0	1-9
Time of Possession	23:57	36:03

TENNESSEE						
RUSHING	Att	Gain	Lost	Net	TD	Lg
Lewis	14	92	2	90	0	26
PASSING	Att	Comp	Int	Yds	TD	Lg
Manning	31	21	1	134	1	20
RECEIVING	No	Yds	TD	Lg		
Nash	5	53	0	20		

NEBRASKA						
RUSHING	Att	Gain	Lost	Net	TD	Lg
Green	29	210	4	206	2	47
Frost	17	69	9	60	3	11
PASSING	Att	Comp	Int	Yds	TD	Lg
Frost	12	9	0	125	0	29
RECEIVING	No	Yds	TD	Lg		
Jackson	4	56	0	25		

## 1999 FIESTA BOWL - BCS CHAMPIONSHIP

<b>TENNESSEE</b>	0	14	0	9	-	<b>23</b>
<b>FLORIDA STATE</b>	0	9	0	7	-	<b>16</b>

Jan. 4, 1999

TEMPE, Ariz. — Tennessee won the 1998 national championship, the first for the Vols since 1951, and completed the school's first-ever 13-0 season with a 23-16 win over the No. 2 Seminoles. Tee Martin completed 11 of 18 passes for 278 yards and threw TD passes to Shawn Bryson and Peerless Price.

Price caught four passes for 199 yards, setting a Tennessee bowl receiving record in the process. A Fiesta Bowl record crowd of 84,470 saw the game, only the second meeting between the schools.

Bryson's TD reception came in the second quarter as it was followed by Dwayne Goodrich pilfering an FSU pass and returning 54 yards for a score which gave the Vols a 14-0 lead. Goodrich's TD run was the third of his career.

Florida State narrowed the margin to 14-9 at the half and the score remained that way until midway in the fourth quarter when Martin and Price hooked up for the pivotal 79-yard score, followed by a Seminole turnover and a Jeff Hall field goal.

Price was named the Offensive Player of the Game and Goodrich the Defensive Player of the Game.

### SCORING SUMMARY

TENN - Bryson 4 pass from T. Martin (Hall kick)
TENN - Goodrich 54 interception return (Hall kick)
FSU - McCray 1 run (Kick failed)
FSU - Janikowski 34 FG
TENN - Price 79 pass from T. Martin (Kick blocked)
TENN - Hall 23 FG
FSU - Outzen 7 run (Janikowski kick)

TEAM STATISTICS	TENN	FSU
First Downs	16	13
Rushes-Yards	45-114	41-108
Passing Yards	278	145
Passes (Att.-Comp.-Int.)	19-11-2	22-9-2
Total Offensive Plays	64	63
Total Offensive Yards	392	253
Fumbles-Lost	3-2	4-1
Penalties-Yards	9-55	12-110
Punts-Average	5-38.0	9-39.8
Sacks By-Yards	4-31	1-3
Time of Possession	31:10	28:50

TENNESSEE						
RUSHING	Att	Gain	Lost	Net	TD	Lg
Henry	19	32	4	28	0	9
PASSING	Att	Comp	Int	Yds	TD	Lg
Martin	18	11	2	278	2	79
RECEIVING	No	Yds	TD	Lg		
Price	4	199	1	79		

FLORIDA STATE						
RUSHING	Att	Gain	Lost	Net	TD	Lg
Minor	15	91	8	83	0	23
PASSING	Att	Comp	Int	Yds	TD	Lg
Outzen	22	9	2	145	0	39
RECEIVING	No	Yds	TD	Lg		
Dugans	6	135	0	39		





## 2000 FIESTA BOWL

<b>NEBRASKA</b>	14	3	7	7	-	<b>31</b>
<b>TENNESSEE</b>	0	7	7	7	-	<b>21</b>

Jan. 2, 2000

TEMPE, Ariz. - Two long Nebraska scoring drives in the second half ended Tennessee's hopes of an upset in the Cornhuskers' 31-21 victory over the Vols before 71,526 in the 2000 Tostitos Fiesta Bowl.

The Cornhuskers rushed for 321 yards and held the Vols to 44. Nebraska jumped to a 14-0 lead in the first quarter on a 7-yard run by Dan Alexander, who finished with 108 yards, and a 60-yard punt return by Bobby Newcombe. Nebraska added a field goal late in the half before Tee Martin led a 65-yard, eight-play drive culminating in a 9-yard pass to Donte' Stallworth.

The Vols closed it to 17-14 when Travis Henry scored on a 4-yard run early in the third quarter after the Vols forced a fumble on the second play after the third quarter kickoff. Will Overstreet caused the bobble and Dominique Stevenson got it.

The Vols got the game's last score when wide receiver Cedrick Wilson, a former high school quarterback, threw a 44-yard TD pass to Stallworth that closed it to 31-21 with 7:25 left. It was his first pass as a Vol.

## SCORING SUMMARY

NEB - Alexander 7 run (Brown kick)
NEB - Newcombe 60 punt return (Brown kick)
NEB - J. Brown 31 FG
TENN - Stallworth 9 pass from T. Martin (Walls kick)
TENN - Henry 4 run (Walls kick)
NEB - Golliday 13 pass from Crouch (Brown kick)
NEB - Buckhalter 2 run (Brown kick)
TENN - Stallworth 44 pass from Wilson (Walls kick)

TEAM STATISTICS	TENN	NEB
First Downs	17	23
Rushes-Yards	26-44	56-321
Passing Yards	267	148
Passes (Att.-Comp.-Int.)	35-20-2	15-9-0
Total Offensive Plays	61	71
Total Offensive Yards	311	469
Fumbles-Lost	1-0	1-1
Penalties-Yards	5-41	8-59
Punts-Average	7-43.1	6-39.5
Sacks By-Yards	2-12	3-7
Time of Possession	26:05	33:55

TENNESSEE						
RUSHING	Att	Gain	Lost	Net	TD	Lg
Henry	10	32	1	31	1	10
PASSING	Att	Comp	Int	Yds	TD	Lg
T. Martin	34	19	2	223	1	49
Wilson	1	1	0	44	1	44
RECEIVING	No	Yds	TD	Lg		
Stallworth	8	108	2	44		
Wilson	7	75	0	15		

NEBRASKA						
RUSHING	Att	Gain	Lost	Net	TD	Lg
Alexander	21	111	4	108	1	15
PASSING	Att	Comp	Int	Yds	TD	Lg
Crouch	15	9	0	148	1	46
RECEIVING	No	Yds	TD	Lg		
Davison	2	68	0	46		

## 2001 COTTON BOWL

<b>KANSAS STATE</b>	7	14	14	0	-	<b>35</b>
<b>TENNESSEE</b>	0	14	0	7	-	<b>21</b>

Jan. 1, 2001

DALLAS - Leading 21-14 at the half, Kansas State scored on its first two possessions of the third quarter and held Tennessee scoreless until the final minutes to take a 35-21 victory in the 65th annual Cotton Bowl Classic on a frigid and snowy day.

The Wildcats jumped to a 7-0 first quarter lead, but the Vols tied the game on a 17-yard pass from Casey Clausen to wideout David Martin in the second period. Kansas State then parlayed two TD passes from game MVP Jonathan Beasley to wideout Quincy Morgan, 56 and 10 yards respectively, to lead 21-7.

Kansas State appeared headed for more late in the second quarter, when defensive tackle Chavis Smith tipped a pass and Jabari Greer took the interception back 78 yards for a score.

The Wildcats' two third quarter scores came entirely on the ground in the first 4:54 of the third quarter. It remained 35-14 until Travis Henry, who ran for 180 yards on 17 carries, found daylight on a dash up the middle.

The game marked the Vols' fifth appearance in the Cotton Bowl and first since 1990. It was also the Vols' first game against the Wildcats.

## SCORING SUMMARY

KSU - Beasley 14 run (Rheem kick)
TENN - D. Martin 17 pass from Clausen (Walls kick)
KSU - Morgan 56 pass from Beasley (Rheem kick)
KSU - Morgan 10 pass from Beasley (Rheem kick)
TENN - Greer 78 interception run (Walls kick)
KSU - Scobey 12 run (Rheem kick)
KSU - Scobey 6 run (Rheem kick)
TENN - Henry 81 run (Walls kick)

TEAM STATISTICS	TENN	KSU
First Downs	12	25
Rushes-Yards	24-178	59-297
Passing Yards	120	210
Passes (Att.-Comp.-Int.)	25-7-3	27-13-1
Total Offensive Plays	49	86
Total Offensive Yards	298	507
Fumbles-Lost	1-0	1-1
Penalties-Yards	5-40	7-44
Punts-Average	8-29.2	5-34.0
Sacks By-Yards	0-0	2-9
Time of Possession	21:34	38:26

TENNESSEE						
RUSHING	Att	Gain	Lost	Net	TD	Lg
Henry	17	183	3	180	1	81
PASSING	Att	Comp	Int	Yds	TD	Lg
Clausen	25	7	3	120	1	41
RECEIVING	No	Yds	TD	Lg		
Wilson	3	54	0	41		

KANSAS STATE						
RUSHING	Att	Gain	Lost	Net	TD	Lg
Scobey	28	153	6	147	2	21
PASSING	Att	Comp	Int	Yds	TD	Lg
Beasley	27	13	1	210	2	56
RECEIVING	No	Yds	TD	Lg		
Morgan	7	145	2	56		

# RECORDS

## 2002 FLORIDA CITRUS BOWL

<b>TENNESSEE</b>	10	14	7	14	-	<b>45</b>
<b>MICHIGAN</b>	0	10	0	7	-	<b>17</b>

Jan. 1, 2002

ORLANDO, Fla. - The Vols threw nearly every offensive weapon possible at Michigan and rolled to a 45-17 victory in the Capital One Florida Citrus Bowl. Capping an 11-2 season, Tennessee's 28-point win matched its largest bowl triumph.

Game MVP Casey Clausen threw for a career-high 393 yards on 26-of-34 completions. He also passed for three touchdowns and nearly had two more -- twice Donte' Stallworth was tackled inside the 1-yard line.

After UT marched for an opening field goal, defensive MVP John Henderson was in on three straight tackles that forced Michigan into a quick three-and-out. Henderson caused one fumble and recovered a fumble to set up the Vols' first touchdown.

Stallworth caught eight passes for 119 yards and had 190 all-purpose yards. Kelley Washington caught six passes for 70 yards and two scores, while Jason Witten hauled in six catches for a career-high 125 yards.

### SCORING SUMMARY

TENN - Walls 32 FG
TENN - Washington 3 pass from Clausen (Walls kick)
TENN - Clausen 1 run (Walls kick)
MICH - Askew 14 pass from Navarre (Epstein kick)
TENN - Clausen 1 run (Walls kick)
MICH - Epstein 28 FG
TENN - Witten 64 pass from Clausen (Walls kick)
TENN - Washington 37 pass from Clausen (Walls kick)
TENN - Stephens 3 run (Walls kick)
MICH - Bell 24 pass from Navarre (Epstein kick)

TEAM STATISTICS	TENN	MICH
First Downs	22	20
Rushes-Yards	37-97	31-103
Passing Yards	406	240
Passes (Att.-Comp.-Int.)	35-27-0	39-21-1
Total Offensive Plays	72	70
Total Offensive Yards	503	343
Fumbles-Lost	3-1	4-2
Penalties-Yards	3-32	6-42
Punts-Average	5-31.8	7-39.6
Sacks By-Yards	4-18	4-22
Time of Possession	34:13	25:47

TENNESSEE						
RUSHING	Att	Gain	Lost	Net	TD	Lg
Stallworth	2	44	0	44	0	42
PASSING	Att	Comp	Int	Yds	TD	Lg
Clausen	34	26	0	393	3	64
RECEIVING	No	Yds	TD	Lg		
Stallworth	8	119	0	32		

MICHIGAN						
RUSHING	Att	Gain	Lost	Net	TD	Lg
Askew	9	76	5	71	0	25
PASSING	Att	Comp	Int	Yds	TD	Lg
Navarre	39	21	1	240	2	35
RECEIVING	No	Yds	TD	Lg		
Walker	5	100	0	35		

## 2002 PEACH BOWL

<b>MARYLAND</b>	7	10	3	10	-	<b>30</b>
<b>TENNESSEE</b>	0	3	0	0	-	<b>3</b>

Dec. 31, 2002

ATLANTA - Maryland handed Tennessee its worst bowl loss in school history, a 30-3 blitz at the 35th annual Chick-fil-A Peach Bowl. The Terrapins took advantage of two key UT turnovers and used a balanced attack in defeating the Vols for the third time in five postseason meetings.

Tennessee had eight penalties for 68 yards and Vols quarterback Casey Clausen was sacked six times for minus-36 yards. In addition, UT converted only four of 13 third-down opportunities and rushed 27 times for just 45 net yards -- the school's third lowest figure in 43 bowl appearances.

The Terps' second touchdown was a 54-yard interception return by Curome Cox, the longest against a UT team in bowl history. Later, return specialist Steve Suter fielded a Dustin Colquitt punt and scampered 79 yards to the 14, setting up Maryland's final three points of the game.

Maryland quarterback Scott McBrien scored twice and place-kicker Nick Novak hit on all three field goal tries.

Alex Walls' 38-yard field goal in the second quarter was the only scoring the Vols could muster.

### SCORING SUMMARY

UM - McBrien 1 run (Novak kick)
UM - Cox 54 interception return (Novak kick)
TENN - Walls 38 FG
UM - Novak 48 FG
UM - Novak 44 FG
UM - McBrien 6 run (Novak kick)
UM - Novak 25 FG

TEAM STATISTICS	TENN	MD
First Downs	18	17
Rushes-Yards	27-45	45-154
Passing Yards	242	120
Passes (Att.-Comp.-Int.)	37-23-1	19-11-0
Total Offensive Plays	64	64
Total Offensive Yards	287	274
Fumbles-Lost	1-1	2-1
Penalties-Yards	8-68	2-10
Punts-Average	6-47.7	3-50.3
Sacks By-Yards	1-2	6-36
Time of Possession	26:44	33:16

TENNESSEE						
RUSHING	Att	Gain	Lost	Net	TD	Lg
Houston	9	35	1	34	0	9
PASSING	Att	Comp	Int	Yds	TD	Lg
Clausen	37	23	1	242	0	44
RECEIVING	No	Yds	TD	Lg		
Brown	5	75	0	44		

MARYLAND						
RUSHING	Att	Gain	Lost	Net	TD	Lg
Perry	15	57	7	50	0	11
PASSING	Att	Comp	Int	Yds	TD	Lg
McBrien	19	11	0	120	0	36
RECEIVING	No	Yds	TD	Lg		
Harrison	4	74	0	36		



## 2004 PEACH BOWL

<b>CLEMSON</b>	10	14	0	3	-	<b>27</b>
<b>TENNESSEE</b>	7	7	0	0	-	<b>14</b>

Jan. 2, 2004

ATLANTA - Clemson jumped to a 10-0 lead late in the first quarter, matched two Tennessee touchdowns with two of its own before halftime and added a late field goal, all adding up to a 27-14 victory in the 36th annual Chick-fil-A Peach Bowl. A record Georgia Dome crowd of 75,125 saw the first game between the two teams since 1976.

Clemson took the first drive of the game 80 yards in six plays for a score and added a field goal after a long punt return.

Casey Clausen who completed 31 of 55 passes for 384 yards, threw touchdown passes to Chris Hannon in the first quarter and Mark Jones in the second, but the Tigers had touchdowns of their own in response to each of the Vol scores.

Clausen completed passes to 10 different receivers, with Troy Fleming catching six for 54 yards, Jones five for 66 and Hannon four for 57. The Vols' first score came after an 11-play, 87-yard drive and the second was four plays, 43 yards after an interception by safety Gibril Wilson.

The Vols finished 10-3 and played in their eighth New Year's bowl game in nine years.

## SCORING SUMMARY

CLEM - Coleman 8 run (Hunt kick)
CLEM - Hunt 23 FG
TENN - Hannon 19 pass from Clausen (Wilhoit kick)
CLEM - Jasmin 15 run (Hunt kick)
TENN - Jones 30 pass from Clausen (Wilhoit kick)
CLEM - Browning 8 run (Hunt kick)
CLEM - Hunt 28 FG

TEAM STATISTICS	TENN	CLEM
First Downs	28	25
Rushes-Yards	26-38	34-153
Passing Yards	384	246
Passes (Att.-Comp.-Int.)	56-31-0	40-22-1
Total Offensive Plays	82	74
Total Offensive Yards	422	399
Fumbles-Lost	1-1	1-0
Penalties-Yards	10-119	6-45
Punts-Average	8-38.5	5-42.0
Sacks By-Yards	1-10	6-43
Time of Possession	32:09	27:51

TENNESSEE						
RUSHING	Att	Gain	Lost	Net	TD	Lg
Houston	6	25	1	24	0	17
PASSING	Att	Comp	Int	Yds	TD	Lg
Clausen	55	31	0	384	2	35
RECEIVING	No	Yds	TD	Lg		
Fleming	6	54	0	16		

CLEMSON						
RUSHING	Att	Gain	Lost	Net	TD	Lg
Jasmin	15	131	1	130	1	31
PASSING	Att	Comp	Int	Yds	TD	Lg
Whitehurst	40	22	1	246	0	35
RECEIVING	No	Yds	TD	Lg		
Hamilton	5	69	0	26		
Currie	5	50	0	22		

## 2005 COTTON BOWL

<b>TENNESSEE</b>	14	14	10	0	-	<b>38</b>
<b>TEXAS A&amp;M</b>	0	0	0	7	-	<b>7</b>

Jan. 1, 2005

DALLAS - Tennessee took the first drive of the game in for a touchdown and never looked back, forcing five turnovers in a 38-7 win over Texas A&M in the 69th SBC Cotton Bowl.

Offensive MVP Rick Clausen threw three TD passes and Cedric Houston and Gerald Riggs, Jr. scored on the ground to pace the Vols' offensive attack.

Defensive tackle Justin Harrell, who forced a fumble and had a sack, was named the game's defensive MVP. The Vol defense forced four fumbles on the day, with defensive back Ryan Karl adding an interception. A crowd of 74,704 saw the contest played on a warm, overcast day.

Clausen, who completed 18-of-27 passes for 222 yards, threw TD passes to C.J. Fayton, Cory Anderson and Tony Brown and kept the Aggies off balance with an offensive attack totaling 474 yards, nearly equally divided between the pass and the run.

Riggs, Jr. had 102 yards on 18 carries, while Houston added 62 yards on 13 carries. The Vols held the ball for 40:22, with a school and Cotton Bowl record 32 first downs.

## SCORING SUMMARY

TENN - Fayton 57 pass from Clausen (Wilhoit kick)
TENN - Anderson 12 pass from Clausen (Wilhoit kick)
TENN - Houston 9 run (Wilhoit kick)
TENN - T. Brown 13 pass from Clausen (Wilhoit kick)
TENN - Riggs, Jr. 9 run (Wilhoit kick)
TENN - Wilhoit 37 FG
TAMU - Taylor 5 pass from McNeal (Pegram kick)

TEAM STATISTICS	TENN	A&M
First Downs	32	17
Rushes-Yards	54-241	18-77
Passing Yards	233	241
Passes (Att.-Comp.-Int.)	31-19-0	38-23-1
Total Offensive Plays	85	56
Total Offensive Yards	474	318
Fumbles-Lost	1-0	4-4
Penalties-Yards	9-100	7-65
Punts-Average	4-34.0	5-43.2
Sacks By-Yards	1-10	1-4
Time of Possession	40:22	19:38

TENNESSEE						
RUSHING	Att	Gain	Lost	Net	TD	Lg
Riggs, Jr.	18	104	2	102	1	17
PASSING	Att	Comp	Int	Yds	TD	Lg
Clausen	27	18	0	222	3	57
RECEIVING	No	Yds	TD	Lg		
Fayton	3	94	1	57		

TEXAS A&M						
RUSHING	Att	Gain	Lost	Net	TD	Lg
Thomas	1	54	0	54	0	54
PASSING	Att	Comp	Int	Yds	TD	Lg
McNeal	38	23	1	241	1	28
RECEIVING	No	Yds	TD	Lg		
Mobley	5	70	0	28		

## 2007 OUTBACK BOWL

<b>PENN STATE</b>	0	10	0	10	-	<b>20</b>
<b>TENNESSEE</b>	3	7	0	0	-	<b>10</b>

Jan. 1, 2007

TAMPA, Fla. - Three Tennessee turnovers led to 10 Penn State points and a 20-10 loss at the Outback Bowl.

The Vols appeared poised to take command of a 10-10 game early in the fourth quarter when Erik Ainge hit tight end Chris Brown for a 53-yard pass play to the PSU 14-yard line.

But Penn State linebacker Dan Connor's tackle on tailback Arian Foster caused a fumble that Tony Davis picked up and raced 88 yards for the clinching touchdown with 10:01 to play. It was the longest defensive score against the Vols in UT bowl history.

UT had tied the contest late in the first half when LaMarcus Coker raced 42 yards for a touchdown.

Penn State handed off to bowl MVP Tony Hunt 31 times for 158 yards. Hunt's rushing totals were the most carries and third-most yards against UT in a bowl game.

Ainge completed 25-of-37 for 267 yards, including career highs of seven passes each to Brown and Jayson Swain. Brown finished with 66 receiving yards, while Swain had 84.

The Vols took a 3-0 lead in the first quarter on James Wilhoit's 44-yard field goal. Wilhoit added an extra-point later in the game and finished his tenure at UT with 325 points.

### SCORING SUMMARY

TENN - Wilhoit 44 FG  
 PSU - Kelly 34 FG  
 PSU - Quarless 2 pass from Morelli (Kelly kick)  
 TENN - Coker 42 run (Wilhoit kick)  
 PSU - Davis 88 fumble return (Kelly kick)  
 PSU - Kelly 22 FG

TEAM STATISTICS	TENN	PSU
First Downs	17	19
Rushes-Yards	23-83	40-183
Passing Yards	267	197
Passes (Att.-Comp.-Int.)	37-25-1	25-14-0
Total Offensive Plays	60	65
Total Offensive Yards	350	380
Fumbles-Lost	2-2	0-0
Penalties-Yards	7-55	6-45
Punts-Average	5-44.0	4-37.5
Sacks By-Yards	0-0	2-14
Time of Possession	26:58	33:02

TENNESSEE						
RUSHING	Att	Gain	Lost	Net	TD	Lg
A. Foster	12	75	10	65	0	17
PASSING	Att	Comp	Int	Yds	TD	Lg
Ainge	37	25	1	267	0	53
RECEIVING	No	Yds	TD	Lg		
Swain	7	84	0	24		

PENN STATE						
RUSHING	Att	Gain	Lost	Net	TD	Lg
Hunt	31	165	7	158	0	24
PASSING	Att	Comp	Int	Yds	TD	Lg
Morelli	25	14	0	197	1	35
RECEIVING	No	Yds	TD	Lg		
Norwood	4	35	0	21		

## 2008 OUTBACK BOWL

<b>TENNESSEE</b>	7	14	0	0	-	<b>21</b>
<b>WISCONSIN</b>	7	7	3	0	-	<b>17</b>

Jan. 1, 2008

TAMPA, Fla. - After a season full of clutch plays and last-second heroics, Tennessee's Antonio Wardlow intercepted Tyler Donovan at the 1-yard line with less than a minute to play to preserve a 21-17 Outback Bowl victory over Wisconsin and 10-win season for the Vols.

Wardlow's pick came after Wisconsin had driven to the Tennessee 36 in hopes of punching in a game-winning score. The Badgers had marched all the way from their own 12 before deciding to take a shot at the end zone with 28 seconds remaining in the game.

Bowl MVP Erik Ainge connected on 25 of 43 passes for 365 yards and two touchdowns. He completed passes to nine different receivers led by Josh Briscoe, who caught seven balls for 101 yards and a score.

Tennessee jumped out to a 7-0 lead when it converted a Wisconsin turnover into a Gerald Jones 3-yard touchdown run early in the opening period.

The Vols found paydirt on two consecutive possessions in the second quarter to jump out to a 21-7 lead.

### SCORING SUMMARY

TENN - G. Jones 3 run (Lincoln kick)  
 WIS - Donovan 6 run (Mehlhoff kick)  
 TENN - Briscoe 29 pass from Ainge (Lincoln kick)  
 TENN - Cottam 31 pass from Ainge (Lincoln kick)  
 WIS - Crooks 4 pass from Donovan (Mehlhoff kick)  
 WIS - Mehlhoff 27 FG

TEAM STATISTICS	TENN	WIS
First Downs	18	16
Rushes-Yards	29-66	41-192
Passing Yards	365	155
Passes (Att.-Comp.-Int.)	43-25-0	25-14-1
Total Offensive Plays	72	66
Total Offense	431	347
Fumbles-Lost	2-1	1-1
Penalties-Yards	5-60	2-10
Punts-Average	7-42.1	6-44.7
Sacks By-Yards	3-16	0-0
Time of Possession	27:30	32:30

TENNESSEE						
RUSHING	Att	Gain	Lost	Net	TD	Lg
Hardesty	7	42	7	35	0	26
A. Foster	16	46	15	31	0	13
PASSING	Att	Comp	Int	Yds	TD	Lg
Ainge	43	25	0	365	2	40
RECEIVING	No	Yds	TD	Lg		
Briscoe	7	101	1	29		
Moore	4	86	0	40		

WISCONSIN						
RUSHING	Att	Gain	Lost	Net	TD	Lg
Hill	13	132	0	132	0	50
PASSING	Att	Comp	Int	Yds	TD	Lg
Donovan	24	14	1	155	1	27
RECEIVING	No	Yds	TD	Lg		
Graham	7	75	0	21		



## 2009 CHICK-FIL-A BOWL

<b>VIRGINIA TECH</b>	7	10	7	13	-	<b>37</b>
<b>TENNESSEE</b>	0	14	0	0	-	<b>14</b>

Dec. 31, 2009

ATLANTA - Ryan Williams isn't keeping track of his records.

"Someone eventually will break them anyway," Virginia Tech's fantastic redshirt freshman running back said.

Probably, but in just one season Williams has already made a quite an impression.

He capped a brilliant debut season with a record-setting game, running for two touchdowns to power No. 12 Virginia Tech past Tennessee 37-14 in the Chick-fil-A Bowl.

Williams, a redshirt freshman, had 117 yards rushing to become Virginia Tech's single-season rushing leader with 1,655 yards.

Tennessee's star running back, Montario Hardesty, could not keep up with Williams. The Volunteers' senior had 18 carries for 39 yards and a touchdown.

"We got gassed; we got tired," said Tennessee defensive end Chris Walker. "You could tell especially on defense we weren't making plays. Ryan Williams is a really great player."

Tennessee was hurt by two turnovers which led to 10 points for Virginia Tech, and a dropped pass that cost the Vols a touchdown.

## SCORING SUMMARY

VT - Williams 1 run (Waldron kick)
VT - Williams 3 run (Waldron kick)
TENN - Hardesty 4 run (Mathis kick)
TENN - Moore 2 pass from Crompton (Mathis kick)
VT - Waldron 21 FG
VT - Taylor 1 run (Waldron kick)
VT - Waldron 46 FG
VT - Wilson 3 run (Waldron kick)
VT - Waldron 22 FG

TEAM STATS	TENN	VT
First Downs	14	19
Rushes-Yards	31-5	48-229
Passing Yards	235	209
Passes (Att.-Comp.-Int.)	26-15-1	17-10-1
Total Offensive Plays	57	65
Total Offense	240	438
Fumbles-Lost	2-1	0-0
Penalties-Yards	4-28	5-30
Punts-Average	6-42.7	3-41.7
Time of Possession	26:25	33:35
Third-Down Conversions	4 of 11	8 of 14
Fourth-Down Conversions	0 of 1	0 of 0
Sacks By-Yards	1-9	6-55

TENNESSEE						
RUSHING	Att	Gain	Lost	Net	TD	Lg
Hardesty	18	47	8	39	1	10
Poole	3	15	0	15	0	8
PASSING	Att	Comp	Int	Yds	TD	Lg
Crompton	26	15	1	235	1	47
RECEIVING	No	Yds	TD	Lg		
Jones	5	70	0	20		
Hardesty	4	79	0	47		

VIRGINIA TECH						
RUSHING	Att	Gain	Lost	Net	TD	Lg
Williams	25	124	7	117	2	32
PASSING	Att	Comp	Int	Yds	TD	Lg
Crompton	17	10	1	209	0	63
RECEIVING	No	Yds	TD	Lg		
Boykin	4	120	0	63		

## 2010 MUSIC CITY BOWL

<b>N. CAROLINA</b>	7	10	0	3	7	3	-	<b>30</b>
<b>TENN.</b>	7	7	0	6	7	0	-	<b>27</b>

Dec. 30, 2010

NASHVILLE - Casey Barth kicked a 23-yard field goal in the second overtime to send North Carolina past Tennessee 30-27 in a Music City Bowl that will be remembered much more for the crazy finish of regulation than how it eventually ended.

Barth kicked a 39-yard field goal after officials reviewed what had been the final play of the game and decided to penalize the Tar Heels for having "more than 11 men" on the field. The officiating crew also announced T.J. Yates had spiked the ball with 1 second left. That allowed Barth to run out and kick the field goal that tied it at 20.

The Vols' fans had been celebrating ever since Bray's 8-yard TD pass to Justin Hunter put them up 20-17 with 5:16 left.

Tennessee was stunned at the sudden switch that cost the Vols an apparent bowl victory to cap Derek Dooley's first season. Tyler Bray threw a 25-yard TD in the first overtime, but he was picked off to end the Vols' last chance in the second OT.

## SCORING SUMMARY

NC - Draughn 58 run (Barth kick)
TENN - Jones 29 pass from Bray (Lincoln kick)
NC - Barth 28 FG
TENN - Rogers 45 pass from Bray (Lincoln kick)
NC - Highsmith 39 pass from Yates (Barth kick)
TENN - Hunter 8 pass from Bray (kick blocked)
NC - Barth 39 FG
NC - Yates 1 run (Barth kick)
TENN - Stocker 20 pass from Bray (Lincoln kick)
NC - Barth 23 FG

TEAM STATS	TENN	NC
First Downs	20	21
Rushes-Yards	29-27	29-151
Passing Yards	312	234
Passes (Att.-Comp.-Int.)	45-27-3	40-23-1
Total Offensive Plays	74	69
Total Offense	339	385
Fumbles-Lost	3-0	1-1
Penalties-Yards	8-75	12-80
Punts-Average	8-43.5	7-40.9
Time of Possession	31:49	28:11
Third-Down Conversions	6 of 16	5 of 15
Fourth-Down Conversions	1 of 1	0 of 1
Sacks By-Yards	3-29	4-33

TENNESSEE						
RUSHING	Att	Gain	Lost	Net	TD	Lg
Poole	11	41	1	40	0	8
PASSING	Att	Comp	Int	Yds	TD	Lg
Bray	45	27	3	312	4	45
RECEIVING	No	Yds	TD	Lg		
G.Jones	9	89	1	29		
Stocker	5	58	1	20		
Moore	4	69	0	21		

VIRGINIA TECH						
RUSHING	Att	Gain	Lost	Net	TD	Lg
Draughn	23	160	0	160	1	58
PASSING	Att	Comp	Int	Yds	TD	Lg
Yates	39	23	1	234	1	39
RECEIVING	No	Yds	TD	Lg		
Taylor	9	85	0	18		
D.Jones	5	51	0	16		



# RECORDS

## 2015 TAXSLAYER BOWL

<b>IOWA</b>	0	7	0	21	-	<b>28</b>
<b>TENNESSEE</b>	21	14	7	3	-	<b>45</b>

Jan. 2, 2015

JACKSONVILLE, Fla. - Tennessee coach Butch Jones was soaked from a celebratory sideline dousing. Quarterback Joshua Dobbs carried the Most Valuable Player trophy with him all around EverBank Field. Both of them, as well as the rest of the Volunteers, donned championship hats for the first time in years.

It was tangible proof that the program is headed in the right direction.

Dobbs accounted for three touchdowns, Jalen Hurd ran for two scores and Tennessee beat Iowa 45-28 on Friday in the TaxSlayer Bowl for its first postseason victory since the Phillip Fulmer era.

"This is the start of something big that's going on at Tennessee," Dobbs said. "It's momentum that we can carry into the offseason. It's the start of something big, a lot of momentum going into the offseason to get ready for next year."

The Volunteers (7-6) took the momentum early Friday, scoring on their first four possessions and leading 28-0 before Iowa (7-6) managed 70 yards.

Hurd, Dobbs and a bit of trickery helped Tennessee build the big lead.

Hurd broke tackles on nearly every run, capping Tennessee's first possession with a 3-yard score and adding a 29-yard touchdown scamper on the next drive.

Tennessee made it 21-0 late in the first quarter when Dobbs threw a lateral to running back Marlin Lane in the right flat. Lane, a senior from nearby Daytona Beach, turned and hit Vic Wharton in stride down the sideline.

It was a nice send-off for Lane, one of just a handful of Tennessee's seniors.

But the victory, which was Tennessee's first in the postseason since beating Wisconsin in the 2008 Outback Bowl, was more about the future. The Vols won four of their last five games, showing plenty of potential for one of the youngest teams in college football.

## SCORING SUMMARY

TENN - Hurd 3 run (Medley kick)  
 TENN - Hurd 29 run (Medley kick)  
 TENN - Wharton 49 pass from Lane (Medley kick)  
 TENN - Dobbs 8 run (Medley kick)  
 IOWA - Weisman 3 run (Koehn kick)  
 TENN - Pearson 19 pass from Dobbs (Medley kick)  
 TENN - Dobbs 11 run (Medley kick)  
 IOWA - Weisman 1 run (Koehn kick)  
 TENN - Hurd 38 field goal  
 IOWA - Hamilton 31 pass from Beathard (Koehn kick)  
 IOWA - VandeBerg 18 pass from Beathard (Koehn kick)

TEAM STATS	IOWA	TENN
First Downs	23	27
Rushes-Yards	35-244	51-283
Passing Yards	177	178
Passes (Att.-Comp.-Int.)	31-15-1	22-17-1
Total Offensive Plays	66	73
Total Offense	421	461
Fumbles-Lost	1-1	0-0
Penalties-Yards	4-37	4-55
Punts-Average	6-35.8	4-37.2
Time of Possession	27:52	32:08
Third-Down Conversions	3 of 11	5 of 12
Fourth-Down Conversions	0 of 1	0 of 1
Sacks By-Yards	1-3	0-0

		IOWA					
RUSHING	Att	Gain	Lost	Net	TD	Lg	
Canzeri	12	122	2	120	0	32	
PASSING	Att	Comp	Int	Yds	TD	Lg	
Beathard	23	13	1	145	2	31	
RECEIVING	No	Yds	TD	Lg			
Hamilton	3	51	1	31			
Martin-Manley	3	23	0	9			
T. Smith	2	37	0	31			

		TENNESSEE					
RUSHING	Att	Gain	Lost	Net	TD	Lg	
Hurd	16	122	0	122	2	29	
Dobbs	13	84	8	76	2	20	
PASSING	Att	Comp	Int	Yds	TD	Lg	
Dobbs	21	16	1	129	1	19	
RECEIVING	No	Yds	TD	Lg			
Pearson	7	75	1	19			
Howard	2	29	0	18			
Wolf	2	9	0	5			



2016 OUTBACK BOWL

<b>NORTHWESTERN</b>	<b>0</b>	<b>6</b>	<b>0</b>	<b>0</b>	<b>-</b>	<b>6</b>
<b>TENNESSEE</b>	<b>7</b>	<b>10</b>	<b>7</b>	<b>21</b>	<b>-</b>	<b>45</b>

Jan. 1, 2016

TAMPA, Fla. -- #23 Tennessee pounded its way to a 45-6 victory over #13 Northwestern in the 30th anniversary Outback Bowl on Friday before a mostly-orange crowd of 53,202 at Raymond James Stadium.

It was the largest margin of victory for the Vols in a bowl game in program history.

The Vols (9-4) racked up 226 rushing yards, led by Outback Bowl MVP Jalen Hurd, who racked up 130 yards rushing and a touchdown, becoming the first Vol to rush for 100 rushing yards in two bowl games. Joshua Dobbs ran for 48 yards and two touchdowns, and Alvin Kamara added 53 rushing yards and one score.

Dobbs also completed 14 of 25 passes for 166 yards, hitting nine different receivers. The Vols had 420 total offensive yards.

The Tennessee defense limited Northwestern (10-3) to 261 yards, intercepted four passes and totaled four sacks.

Evan Berry accounted for the final interception of the day, catching a deflected pass in the Tennessee end zone and running 100 yards back for a touchdown in the final minute.

With the win, Tennessee improved to 27-24 all-time in bowl games. The Vols, who won the 2015 TaxSlayer Bowl against Iowa, have posted back-to-back bowl wins in consecutive seasons for the first time since winning the 1996 and the 1997 Florida Citrus Bowls.

UT's nine wins are its most since going 10-4 in the 2007 season. The Vols close the year with a six-game winning streak, their longest since winning six-straight to end the 2003 regular season.

Both offenses stalled early in the first quarter. After a Malik Foreman interception set the Vols up at the Northwestern 22-yard line with 6:53 remaining in the quarter, Aaron Medley missed a 49-yard field goal off of the right upright. A pair of UT defensive penalties aided the Wildcats on their ensuing drive, but Northwestern came up empty as well when Jack Mitchell sent a 42-yard field goal attempt wide right.

SCORING SUMMARY

- TENN - Dobbs 14 run (Medley kick)
- TENN - Medley 35 field goal
- NW - Jackson 5 run (Mitchell kick failed)
- TENN - Kamara 11 run (Medley kick)
- TENN - Hurd 3 run (Medley kick)
- TENN - Dobbs 18 run (Medley kick)
- TENN - J. Kelly 1 run (Medley kick)
- TENN - Ev. Berry 100 interception return (Medley kick)

TEAM STATS	NW	TENN
First Downs	18	24
Rushes-Yards	37-132	53-226
Passing Yards	129	194
Passes (Att.-Comp.-Int.)	33-14-4	30-16-0
Total Offensive Plays	70	83
Total Offense	261	430
Fumbles-Lost	1-0	0-0
Penalties-Yards	3-35	8-90
Punts-Average	7-34.0	4-47.8
Time of Possession	25:51	34:09
Third-Down Conversions	4 of 15	9 of 18
Fourth-Down Conversions	2 of 2	2 of 3
Sacks By-Yards	2-17	4-31

NORTHWESTERN							
RUSHING	Att	Gain	Lost	Net	TD	Lg	
J. Jackson	14	77	3	74	1	17	
<b>PASSING</b>	<b>Att</b>	<b>Comp</b>	<b>Int</b>	<b>Yds</b>	<b>TD</b>	<b>Lg</b>	
Thorson	20	8	2	57	0	11	
Oliver	13	6	2	72	0	19	
<b>RECEIVING</b>	<b>No</b>	<b>Yds</b>	<b>TD</b>	<b>Lg</b>			
Vault	3	19	0	9			
Youngblood	2	33	0	18			
Carr	2	26	0	19			

TENNESSEE							
RUSHING	Att	Gain	Lost	Net	TD	Lg	
Hurd	24	130	0	130	1	24	
Kamara	11	53	0	53	1	11	
Dobbs	12	63	15	48	2	18	
<b>PASSING</b>	<b>Att</b>	<b>Comp</b>	<b>Int</b>	<b>Yds</b>	<b>TD</b>	<b>Lg</b>	
Dobbs	25	14	0	166	0	42	
<b>RECEIVING</b>	<b>No</b>	<b>Yds</b>	<b>TD</b>	<b>Lg</b>			
Ellis	3	74	0	42			
Kamara	3	19	0	16			
Pearson	2	32	0	26			



GENERAL

STAFF

PLAYERS

REVIEW

HISTORY

HONORS

VOLMANAC

RECORDS



# RECORDS

## 2016 FRANKLIN AMERICAN MORTGAGE MUSIC CITY BOWL

<b>NEBRASKA</b>	0	7	7	10	-	<b>24</b>
<b>TENNESSEE</b>	0	21	3	14	-	<b>38</b>

Dec. 30, 2016

NASHVILLE, Tenn. -- Joshua Dobbs racked up 409 yards of total offense and four touchdowns, Derek Barnett set a new Tennessee sack record and the No. 21 Tennessee Volunteers took a 38-24 win over the Nebraska Cornhuskers in the 2016 Franklin American Mortgage Music City Bowl on Friday at Nissan Stadium.

Tennessee (9-4) led from start to finish and posted 521 yards of offense thanks to Dobbs' outstanding career finale. Dobbs, who was named MVP of the game, ran for 118 yards and three scores on 11 carries and finished 23-of-38, throwing for 291 yards and one touchdown.

With the win over Nebraska (9-4), UT has won three-straight bowl games for the first time since the 1994, 1995 and 1996 seasons.

The Vols, who wore their Smokey Grey uniforms to honor those affected by the wildfires in Gatlinburg, also limited Nebraska to 61 rushing yards, which is the second-fewest UT has allowed on the year. The 61 rushing yards were the fewest Tennessee has given up to a team from a Power Five conference since holding Vanderbilt to 25 yards on Nov. 22, 2008.

The Cornhuskers scored two touchdowns early in the fourth quarter to rally to within 31-24 with 10:02 left, but could not overcome a UT pass rush that finished with four sacks and seven quarterback hurries or stop the Vols' balanced offensive attack (291 passing yards, 230 rushing yards).

John Kelly ran for 70 yards and one touchdown on 15 carries. Alvin Kamara had seven carries for 31 yards and a game-high seven catches for 46 yards.

Josh Malone had five receptions for 120 yards and one touchdown. His 972 receiving yards on the year rank 10th in school history and his 11 touchdown grabs tied for the third-most by a Vol.

Jauan Jennings added six catches for 59 yards.

Barnett, playing in his hometown, had six tackles, one sack, two pass breakups and four quarterback hurries on a day when several UT defenders made big plays. LaTroy Lewis, Cortez McDowell and Darrin Kirkland Jr. had seven tackles each. Seniors Lewis and Corey Vereen recorded sacks in their final game for the Orange and White. Senior

defensive back Malik Forman forced a fumble in the third quarter and recovered it. Rashaan Gaulden had five stops, two pass breakups and a forced fumble. Jonathan Kongbo also recorded the first sack of his career.

### SCORING SUMMARY

TENN - J. Kelly 28 run (Medley kick)
TENN - J. Dobbs 10 run (Medley kick)
NEB - B. Reilly 38 pass from R. Fyfe (Brown kick)
TENN - J. Dobbs 2 run (Medley kick)
TENN - Medley 46 field goal
NEB - B. Reilly 9 pass from R. Fyfe (Brown kick)
TENN - J. Dobbs 3 run (Medley kick)
NEB - Brown 45 field goal
NEB - R. Fyfe 9 run (Brown kick)
TENN - J. Malone 59 pass from J. Dobbs (Medley kick)

TEAM STATS	NEB	TENN
First Downs	18	25
Rushes-Yards	28-61	38-230
Passing Yards	257	291
Passes (Att.-Comp.-Int.)	42-19-0	38-23-0
Total Offensive Plays	70	76
Total Offense	319	521
Fumbles-Lost	3-1	1-1
Penalties-Yards	7-41	6-65
Punts-Average	7-42.7	6-43.3
Time of Possession	28:28	31:32
Third-Down Conversions	5 of 16	6 of 41
Fourth-Down Conversions	0 of 2	0 of 1
Sacks By-Yards	0-0	4-36

NEBRASKA						
RUSHING	Att	Gain	Lost	Net	TD	Lg
Ozigbo	7	66	0	66	0	42
PASSING	Att	Comp	Int	Yds	TD	Lg
Fyfe	36	17	0	243	2	39
Darlington	6	2	0	14	0	12
RECEIVING	No	Yds	TD	Lg		
Pierson-El	5	49	0	19		
Reilly	4	98	2	39		
Morgan	3	28	0	16		

TENNESSEE						
RUSHING	Att	Gain	Lost	Net	TD	Lg
Dobbs	11	119	1	118	3	29
J. Kelly	15	74	4	70	1	28
Kamara	7	32	1	31	0	11
PASSING	Att	Comp	Int	Yds	TD	Lg
Dobbs	38	23	0	291	1	59
RECEIVING	No	Yds	TD	Lg		
Kamara	7	46	0	12		
Jennings	6	59	0	15		
Malone	5	120	1	59		





# BOWL HALLS OF FAME

## COTTON BOWL HALL OF FAME



### LINDSEY NELSON

Nelson was the longtime Voice of the Cotton Bowl as he served as the play-by-play announcer for 26 of the annual New Year's Day games. His first broadcast was in 1951 on the NBC Radio Network. Nelson was inducted into the Cotton Bowl Hall of Fame in 2000.



### ANDY KOZAR

On a soft, rain-soaked field against third-ranked Texas in the 1951 Classic, the Vol sophomore carried 20 times for 92 yards. His constant pounding inside forced the Texas defense to crack late in the fourth quarter. Kozar scored twice on short bursts of 1 and 5 yards. His game-winner came with just 3:11 to play and capped a Tennessee rally that turned a 14-7 deficit into a thrilling 20-14 victory. Kozar was inducted in 2005 along with Hank Lauricella.



### HANK LAURICELLA

Lauricella, Tennessee's great single-wing tailback, found a way to place his name among the legends of the Cotton Bowl without scoring a touchdown. On the Vols' second possession, he set up the game's first score with a 75-yard gallop to the Texas 5-yard line. What made the play so special was that Lauricella reversed his field three times and slowed only to allow his blockers to catch up. In a game that matched two top-five teams, it was Lauricella who gave Tennessee the spark to claim what many consider to be its greatest bowl victory. Lauricella was inducted in 2005 along with Kozar.

## GATOR BOWL HALL OF FAME



### DOUG DICKEY

Doug Dickey appeared in four Gator Bowls, three as a coach and one as a player. He quarterbacked the University of Florida to a 14-13 victory over Tulsa in 1953 and led his first Tennessee team to an 18-12 victory over Syracuse in 1966. He also coached Tennessee in the 1969 Gator Bowl and Florida in the 1975 Gator Bowl. Dickey was inducted into the Gator Bowl Hall of Fame in 1994.



### JAMES STEWART

The Morristown native was named the Most Outstanding Player as Tennessee took a 45-23 victory over Virginia Tech in the 1994 Gator Bowl. The Vol running back scored three touchdowns as he rushed for 85 yards on 22 attempts and also threw a 19-yard touchdown pass to Kendrick Jones. Stewart was inducted into the Gator Bowl Hall of Fame in 1998.

## ORANGE BOWL HALL OF HONOR



### GEN. R. R. NEYLAND

Neyland was included in the first Orange Bowl Classic Hall of Honor class in 1969. The legendary coach was instrumental in Tennessee's classic 1939 win over Oklahoma. Neyland also directed the Vols to the 1947 Classic against Rice. He finished his career with a 173-31-12 (.829) record in 21 seasons at Tennessee.



### BOB SUFFRIDGE

Suffridge, a three-time All-America lineman, played in UT's 17-0 victory over Oklahoma in the 1939 Orange Bowl. The Vol defense allowed only 94 yards of total offense while the offensive line paved the way for the Vol rushing attack that gained 197 yards. Suffridge was elected to the Orange Bowl Hall of Honor in 1982.



### GEORGE CAFEGO

Cafego played in UT's 17-0 victory over Oklahoma in the 1939 Orange Bowl. He set up the Vols' first score with a punt return to the Sooner 27-yard line and a 15-yard rushing gain. The Tennessee offense totaled 260 yards of offense behind the direction of Cafego. He was inducted into the Orange Bowl Hall of Honor in 1984.

## CHICK-FIL-A/PEACH BOWL HALL OF FAME



### REGGIE WHITE

In UT's 28-22 1982 Peach Bowl loss to Iowa, White logged eight tackles, including one for loss, two sacks and a forced fumble. White holds Tennessee school records for career sacks (32), sacks in a season (15) and sacks in a single game (4 vs. The Citadel in 1983). He was inducted into the Peach Bowl Hall of Fame in 2004.



### JOHNNY MAJORS

Majors was named to the Peach Bowl Hall of Fame in 2005 after leading Tennessee to a 27-22 comeback win over Indiana in the January 1988 Peach Bowl. Despite jumping out to a 21-3 lead, the Vols trailed 22-21 late in the fourth quarter before a touchdown run by Reggie Cobb lifted UT to victory.



### PHILLIP FULMER

Fulmer coached at UT for 17 years and became one of the winningest head coaches in school history. Under his leadership, the Volunteers went to 15 Bowl games. The Vols appeared in the Chick-fil-A Peach Bowl in back-to-back seasons facing Maryland in 2002 and Clemson in 2003. He was honored by the bowl in 2012.

## SUGAR BOWL HALL OF FAME



### JOHNNY MAJORS

Majors was named to the inaugural class in 2017 for his greatness as both a player and a coach. He rushed for 51 yards and a touchdown in the 1957 Sugar Bowl and coached Tennessee to a 35-7 win over Miami (Fla.) in the 1986 Sugar Bowl and a 23-22 win over Virginia in the 1991 Sugar Bowl. He also coached Pittsburgh to a 27-3 win over Georgia in the 1977 Sugar Bowl and the Panthers were named national champions.

## LEGENDS OF THE SUN BOWL



### JOHNNY MAJORS

Majors coached three teams to Sun Bowl berths, including his 1984 Tennessee team. He also led Iowa State to the Sun Bowl in 1971 and Pittsburgh in 1975. He is only one of three coaches to appear in three Sun Bowl games. He was named a Legend of the Sun Bowl in 1995.

GENERAL

STAFF

PLAYERS

REVIEW

HISTORY

HONORS

VOLMANAC

RECORDS



# BOWL RECORDS

## INDIVIDUAL RECORDS

### ■ RUSHING

#### ATTEMPTS

32	Bobby Gordon vs. Texas A&M, 1957 Gator Bowl
29	Johnnie Jones vs. Maryland, 1983 Florida Citrus Bowl
26	Jay Graham vs. Ohio State, 1996 Florida Citrus Bowl
26	Chuck Webb vs. Arkansas, 1990 Cotton Bowl

#### YARDS

250	Chuck Webb vs. Arkansas, 1990 Cotton Bowl
180	Travis Henry vs. Kansas State, 2001 Cotton Bowl
154	Jay Graham vs. Ohio State, 1996 Florida Citrus Bowl
154	Johnnie Jones vs. Maryland, 1983 Florida Citrus Bowl
151	Tony Thompson vs. Virginia, 1991 Sugar Bowl

#### YARDS PER ATTEMPT (MIN. 10 ATTEMPTS)

10.7	Joshua Dobbs vs. Nebraska, 2016 Music City Bowl
10.6	Travis Henry vs. Kansas State, 2001 Cotton Bowl
9.6	Chuck Webb vs. Arkansas, 1990 Cotton Bowl
9.4	Chuck Coleman vs. Iowa, 1982 Peach Bowl
9.3	Jeff Powell vs. Miami (Fla.), 1986 Sugar Bowl
8.2	Hank Lauricella vs. Texas, 1951 Cotton Bowl

#### TOUCHDOWNS

3	Joshua Dobbs vs. Nebraska, 2016 Music City Bowl
3	James Stewart vs. Virginia Tech, 1994 Gator Bowl
2	Many times, last by Joshua Dobbs vs. Northwestern, 2016 Outback Bowl

#### LONGEST GAIN

81	Travis Henry vs. Kansas State, 2001 Cotton Bowl
78	Chuck Webb vs. Arkansas, 1990 Cotton Bowl
76	Kendrick Jones vs. Virginia Tech, 1994 Gator Bowl
75	Hank Lauricella vs. Texas, 1951 Cotton Bowl
69	Jay Graham vs. Ohio State, 1996 Florida Citrus Bowl

### ■ PASSING

#### ATTEMPTS

55	Casey Clausen vs. Clemson, 2004 Peach Bowl
45	Tyler Bray vs. North Carolina, 2010 Music City Bowl
43	Erik Ainge vs. Wisconsin, 2008 Outback Bowl
42	Heath Shuler vs. Penn State, 2007 Outback Bowl
42	Steve Alatorre vs. Wisconsin, 1981 Garden State Bowl

#### COMPLETIONS

31	Casey Clausen vs. Clemson, 2004 Peach Bowl
27	Tyler Bray vs. North Carolina, 2010 Music City Bowl
27	Peyton Manning vs. Northwestern, 1997 Florida Citrus Bowl
26	Casey Clausen vs. Michigan, 2002 Florida Citrus Bowl
25	Erik Ainge vs. Penn State, 2007 Outback Bowl

#### CONSECUTIVE COMPLETIONS

13	Jeff Francis vs. Indiana, 1988 Peach Bowl
10	Casey Clausen vs. Michigan, 2002 Florida Citrus Bowl
10	Heath Shuler vs. Boston College, 1993 Hall of Fame Bowl
8	Erik Ainge vs. Penn State, 2007 Outback Bowl
8	Andy Kelly vs. Virginia, 1991 Sugar Bowl
8	Jeff Francis vs. Minnesota, 1986 Liberty Bowl

\* NCAA bowl record. # Tied NCAA bowl record.

### INTERCEPTIONS

3	Tyler Bray vs. North Carolina, 2010 Music City Bowl
3	Casey Clausen vs. Kansas State, 2001 Cotton Bowl
3	Jimmy Streater vs. Purdue, 1979 Bluebonnet Bowl
3	Jim Maxwell vs. Arkansas, 1971 Liberty Bowl
3	Bobby Scott vs. Texas, 1969 Cotton Bowl
3	Hank Lauricella vs. Maryland, 1952 Sugar Bowl

#### COMPLETION PERCENTAGE (MIN. 10 ATTEMPTS)

78.3	Heath Shuler vs. Boston College, 1993 Hall of Fame Bowl
76.9	Jeff Francis vs. Indiana, 1988 Peach Bowl
76.5	Casey Clausen vs. Michigan, 2002 Florida Citrus Bowl
76.1	Joshua Dobbs vs. Iowa, 2015 TaxSlayer Bowl
70.9	Jeff Francis vs. Minnesota, 1986 Liberty Bowl
69.6	Alan Cockrell vs. Maryland, 1983 Florida Citrus Bowl

#### YARDS

408	Peyton Manning vs. Northwestern, 1997 Florida Citrus Bowl
393	Casey Clausen vs. Michigan, 2002 Florida Citrus Bowl
384	Casey Clausen vs. Clemson, 2004 Peach Bowl
365	Erik Ainge vs. Wisconsin, 2008 Outback Bowl
315	Steve Alatorre vs. Wisconsin, 1981 Garden State Bowl

#### YARDS PER ATTEMPT (MIN. 10 ATTEMPTS)

15.4	Tee Martin vs. Florida State, 1999 Fiesta Bowl
11.6	Casey Clausen vs. Michigan, 2002 Florida Citrus Bowl
10.7	Heath Shuler vs. Boston College, 1993 Hall of Fame Bowl
10.5	Peyton Manning vs. Northwestern, 1997 Florida Citrus Bowl
9.9	Peyton Manning vs. Virginia Tech, 1994 Gator Bowl

#### TOUCHDOWN PASSES

4	Tyler Bray vs. North Carolina, 2010 Music City Bowl
4	Peyton Manning vs. Northwestern, 1997 Florida Citrus Bowl
3	Rick Clausen vs. Texas A&M, 2005 Cotton Bowl
3	Casey Clausen vs. Michigan, 2002 Florida Citrus Bowl
3	Jeff Francis vs. Minnesota, 1986 Liberty Bowl

#### LONGEST GAIN

84	Andy Kelly to Anthony Morgan vs. Arkansas, 1990 Cotton Bowl
79	Tee Martin to Peerless Price vs. Florida State, 1999 Fiesta Bowl
76	Tee Martin to Peerless Price vs. Florida State, 1999 Fiesta Bowl
69	Heath Shuler to Mose Phillips vs. Boston College, 1993 Hall of Fame Bowl
67	Peyton Manning to Joey Kent vs. Northwestern, 1997 Citrus Bowl

### ■ TOTAL OFFENSE

#### PLAYS (RUSHING+PASSING)

67	Casey Clausen vs. Clemson, 2004 Peach Bowl
53	Alan Cockrell vs. Iowa, 1982 Peach Bowl
53	Steve Alatorre vs. Wisconsin, 1981 Garden State Bowl
50	Tyler Bray vs. North Carolina, 2010 Music City Bowl
49	Joshua Dobbs vs. Nebraska, 2016 Music City Bowl
49	Jimmy Streater vs. Purdue, 1979 Bluebonnet Bowl

#### YARDS (RUSHING+PASSING)

416	Peyton Manning vs. Northwestern, 1997 Florida Citrus Bowl
409	Joshua Dobbs vs. Nebraska, 2016 Music City Bowl
386	Casey Clausen vs. Clemson, 2004 Peach Bowl
379	Casey Clausen vs. Michigan, 2002 Florida Citrus Bowl
367	Erik Ainge vs. Wisconsin, 2008 Outback Bowl
297	Tee Martin vs. Florida State, 1999 Fiesta Bowl



**YARDS/PLAY (RUSHING+PASSING)****(MIN. 20 ATTEMPTS)**

10.6	Tee Martin vs. Florida State, 1999 Fiesta Bowl
9.6	Chuck Webb vs. Arkansas, 1990 Cotton Bowl
9.5	Heath Shuler vs. Boston College, 1993 Hall of Fame Bowl
9.0	Peyton Manning vs. Northwestern, 1997 Florida Citrus Bowl
8.8	Casey Clausen vs. Michigan, 2002 Florida Citrus Bowl

**RECEIVING****RECEPTIONS**

11	Anthony Hancock vs. Wisconsin, 1981 Garden State Bowl
9	Gerald Jones vs. North Carolina, 2010 Music City Bowl
9	Joe Thompson vs. Air Force, 1971 Sugar Bowl
8	Donte' Stallworth vs. Michigan, 2002 Florida Citrus Bowl
8	Donte' Stallworth vs. Nebraska, 2000 Fiesta Bowl
8	Carl Pickens vs. Penn State, 1992 Fiesta Bowl
8	Johnny Mills vs. Syracuse, 1966 Gator Bowl

**YARDS**

199	Peerless Price vs. Florida State, 1999 Fiesta Bowl
196	Anthony Hancock vs. Wisconsin, 1981 Garden State Bowl
125	Jason Witten vs. Michigan, 2002 Florida Citrus Bowl
125	Joe Thompson vs. Air Force, 1971 Sugar Bowl
122	Joey Kent vs. Northwestern, 1997 Florida Citrus Bowl

**YARDS/RECEPTION (MIN. 3 RECEPTIONS)**

49.8	Peerless Price vs. Florida State, 1999 Fiesta Bowl
38.7	Anthony Hancock vs. Purdue, 1979 Bluebonnet Bowl
31.3	C.J. Fayton vs. Texas A&M, 2005 Cotton Bowl
29.3	Mose Phillips vs. Boston College, 1993 Hall of Fame Bowl
25.7	Gary Kreis vs. Texas, 1969 Cotton Bowl

**TOUCHDOWNS**

2	Kelley Washington vs. Michigan, 2002 Florida Citrus Bowl
2	Donte' Stallworth vs. Nebraska, 2000 Fiesta Bowl
2	Joey Kent vs. Northwestern, 1997 Florida Citrus Bowl
2	Cory Fleming vs. Boston College, 1993 Hall of Fame Bowl
2	Joey Clinkscapes vs. Minnesota, 1986 Liberty Bowl

**LONGEST GAIN**

84	Anthony Morgan from Andy Kelly vs. Arkansas, 1990 Cotton Bowl
79	Peerless Price from Tee Martin vs. Florida State, 1999 Fiesta Bowl
76	Peerless Price from Tee Martin vs. Florida State, 1999 Fiesta Bowl
69	Mose Phillips from Heath Shuler vs. Boston College, 1993 Hall of Fame Bowl
67	Joey Kent from Peyton Manning vs. Northwestern, 1997 Florida Citrus Bowl

**PUNTING****PUNTS**

9	Buster Stephens vs. Southern California, 1945 Rose Bowl
8	Chad Cunningham vs. North Carolina, 2010 Music City Bowl
8	David Leaverton vs. Kansas State, 2001 Cotton Bowl
8	Larry Binion vs. Ohio State, 1996 Florida Citrus Bowl
8	Herman Weaver vs. Texas, 1969 Cotton Bowl
8	Walter Slater vs. Rice, 1947 Orange Bowl

**AVERAGE (MIN. 3 PUNTS)**

52.3	Chris Hogue vs. Nebraska, 1998 Orange Bowl
47.8	Trevor Daniel vs. Northwestern, 2016 Outback Bowl
47.7	Dustin Colquitt vs. Maryland, 2002 Peach Bowl
47.5	Jimmy Colquitt vs. Iowa, 1982 Peach Bowl
47.4	Jimmy Colquitt vs. Wisconsin, 1981 Garden State Bowl

**LONGEST PUNT**

78	Chris Hogue vs. Nebraska, 1998 Orange Bowl
69	Walter Slater vs. Rice, 1947 Orange Bowl
67	Herman Weaver vs. Texas, 1969 Cotton Bowl
65	Jimmy Colquitt vs. Maryland, 1984 Sun Bowl
65	Hal Littleford vs. Rice, 1947 Orange Bowl

**PUNT RETURNS****RETURNS**

6	Dale Carter vs. Penn State, 1992 Fiesta Bowl
4	Six times

**YARDS**

89	Shawn Summers vs. Virginia Tech, 1994 Gator Bowl
86	Bobby Majors vs. Air Force, 1971 Sugar Bowl
72	Eddie Brown vs. Texas Tech, 1973 Gator Bowl
54	Stanley Morgan vs. Maryland, 1974 Liberty Bowl

**AVERAGE (MIN. 3 RETURNS)**

29.7	Shawn Summers vs. Virginia Tech, 1994 Gator Bowl
21.5	Bobby Majors vs. Air Force, 1971 Sugar Bowl
18.0	Stanley Morgan vs. Maryland, 1974 Liberty Bowl
12.3	Babe Wood vs. Oklahoma, 1939 Orange Bowl
10.0	Johnny Butler vs. Boston College, 1941 Sugar Bowl

**LONGEST RETURN**

62	Eddie Brown vs. Texas Tech, 1973 Gator Bowl
57	Bobby Majors vs. Air Force, 1971 Sugar Bowl
49	Shawn Summers vs. Virginia Tech, 1994 Gator Bowl
46	Bobby Gordon vs. Texas A&M, 1957 Gator Bowl
45	Jerry Smith vs. Tulsa, 1965 Bluebonnet Bowl

*Note: Deke Brackett returned a punt 75 yards in the 1931 New York Charity Game, which isn't recognized by the NCAA as an official bowl game.*

**KICKOFF RETURNS****RETURNS**

7	Dale Carter vs. Penn State, 1992 Fiesta Bowl
5	Leonard Scott vs. Kansas State, 2001 Cotton Bowl
5	Terence Cleveland vs. Indiana, 1988 Peach Bowl
4	Many times

**YARDS**

132	Dale Carter vs. Penn State, 1992 Fiesta Bowl
125	Leonard Scott vs. Kansas State, 2001 Cotton Bowl
121	Willie Gault vs. Wisconsin, 1981 Garden State Bowl
115	Pete Panuska vs. Maryland, 1984 Sun Bowl
114	Terence Cleveland vs. Indiana, 1988 Peach Bowl

**AVERAGE (MIN. 2 RETURNS)**

57.5	Pete Panuska vs. Maryland, 1984 Sun Bowl
40.3	Willie Gault vs. Wisconsin, 1981 Garden State Bowl
39.0	Charley Fulton vs. Oklahoma, 1968 Orange Bowl
37.5	Stanley Morgan vs. Texas Tech, 1973 Gator Bowl
32.0	Eddie Brown vs. LSU, 1972 Bluebonnet Bowl

**LONGEST RETURN**

100#	Pete Panuska vs. Maryland, 1984 Sun Bowl
87	Willie Gault vs. Wisconsin, 1981 Garden State Bowl
61	Charley Fulton vs. Oklahoma, 1968 Orange Bowl
49	Stanley Morgan vs. Texas Tech, 1973 Gator Bowl
44	Leonard Scott vs. Kansas State, 2001 Cotton Bowl

## ■ INTERCEPTIONS

### INTERCEPTIONS

2	Dale Carter vs. Virginia, 1991 Sugar Bowl
2	Lee Jenkins vs. Wisconsin, 1981 Garden State Bowl
2	Conrad Graham vs. Air Force, 1971 Sugar Bowl
2	Bill Young vs. Syracuse, 1966 Gator Bowl
2	Glenn Gray vs. Tulsa, 1965 Bluebonnet Bowl

### YARDS

100	Evan Berry vs. Northwestern, 2016 Outback Bowl
78	Jabari Greer vs. Kansas State, 2001 Cotton Bowl
68	Chris White vs. Miami (Fla.), 1986 Sugar Bowl
54	Dwayne Goodrich vs. Florida State, 1999 Fiesta Bowl
47	Eddie Brown vs. Arkansas, 1971 Liberty Bowl

### LONGEST RETURN

100	Evan Berry vs. Northwestern, 2016 Outback Bowl
78	Jabari Greer vs. Kansas State, 2001 Cotton Bowl
68	Chris White vs. Miami (Fla.), 1986 Sugar Bowl
54	Dwayne Goodrich vs. Florida State, 1999 Fiesta Bowl
47	Eddie Brown vs. Arkansas, 1971 Liberty Bowl
44	Dale Carter vs. Virginia, 1991 Sugar Bowl

## ■ ALL-PURPOSE

### PLAYS (RUSHING+RECEIVING+ALL RETURNS)

35	Bobby Gordon vs. Texas A&M, 1957 Gator Bowl
29	Johnnie Jones vs. Maryland, 1983 Florida Citrus Bowl
28	Jay Graham vs. Ohio State, 1996 Florida Citrus Bowl
26	Chuck Webb vs. Arkansas, 1990 Cotton Bowl
26	Johnny Majors vs. Baylor, 1957 Sugar Bowl

### YARDS (RUSHING+RECEIVING+ALL RETURNS)

250	Chuck Webb vs. Arkansas, 1990 Cotton Bowl
242	Peerless Price vs. Florida State, 1999 Fiesta Bowl
205	Anthony Hancock vs. Wisconsin, 1981 Garden State Bowl
191	Travis Henry vs. Kansas State, 2001 Cotton Bowl
190	Donte' Stallworth vs. Michigan, 2002 Florida Citrus Bowl

### YARDS/PLAY (RUSHING+RECEIVING+ALL RETURNS) (MIN. 20 PLAYS)

14.6	Donte' Stallworth vs. Michigan, 2002 Florida Citrus Bowl
13.9	Dale Carter vs. Penn State, 1992 Fiesta Bowl
13.7	Anthony Hancock vs. Wisconsin, 1981 Garden State Bowl
10.6	Travis Henry vs. Kansas State, 2001 Cotton Bowl
9.7	Jeff Powell vs. Miami (Fla.), 1986 Sugar Bowl

## ■ SCORING

### POINTS

18	Joshua Dobbs vs. Nebraska, 2016 Music City Bowl
18	James Stewart vs. Virginia Tech, 1994 Gator Bowl
12	Many times, last Joshua Dobbs vs. Northwestern, 2016 Outback Bowl

### POINTS BY KICKING

12	Jeff Hall vs. Northwestern, 1997 Florida Citrus Bowl
10	George Hunt vs. Air Force, 1971 Sugar Bowl
9	Aaron Medley vs. Northwestern, 2016 Outback Bowl
9	Aaron Medley vs. Iowa, 2015, TaxSlayer Bowl
9	Alex Walls vs. Michigan, 2002 Florida Citrus Bowl
9	John Becksvoort vs. Virginia Tech, 1994 Gator Bowl

### TOUCHDOWNS

3	Joshua Dobbs vs. Nebraska, 2016 Music City Bowl
3	James Stewart vs. Virginia Tech, 1994 Gator Bowl
2	Many times, last Joshua Dobbs vs. Northwestern, 2016 Outback Bowl

## TDS RESPONSIBLE FOR (RUSHED AND PASSED)

5	Casey Clausen vs. Michigan, 2002 Florida Citrus Bowl
5	Peyton Manning vs. Northwestern, 1997 Florida Citrus Bowl
4	Joshua Dobbs vs. Nebraska, 2016 Music City Bowl
4	Tyler Bray vs. North Carolina, 2010 Music City Bowl
4	James Stewart vs. Virginia Tech, 1994 Gator Bowl
4	Heath Shuler vs. Boston College, 1993 Hall of Fame Bowl

### POINT-AFTER TDS ATTEMPTED

6	Aaron Medley vs. Northwestern, 2016 Outback Bowl
6	Aaron Medley vs. Iowa, 2015, TaxSlayer Bowl
6	Alex Walls vs. Michigan, 2002 Florida Citrus Bowl
6	Jeff Hall vs. Northwestern, 1997 Florida Citrus Bowl
6	John Becksvoort vs. Virginia Tech, 1994 Gator Bowl
5	Aaron Medley vs. Nebraska, 2016 Music City Bowl
5	James Wilhoit vs. Texas A&M, 2005 Cotton Bowl
5	Carlos Reveiz vs. Miami (Fla.), 1986 Sugar Bowl

### POINT-AFTER TDS MADE

6	Aaron Medley vs. Northwestern, 2016 Outback Bowl
6	Aaron Medley vs. Iowa, 2015, TaxSlayer Bowl
6	Alex Walls vs. Michigan, 2002 Florida Citrus Bowl
6	Jeff Hall vs. Northwestern, 1997 Florida Citrus Bowl
6	John Becksvoort vs. Virginia Tech, 1994 Gator Bowl
5	Aaron Medley vs. Nebraska, 2016 Music City Bowl
5	James Wilhoit vs. Texas A&M, 2005 Cotton Bowl
5	Carlos Reveiz vs. Miami (Fla.), 1986 Sugar Bowl

### FIELD GOALS ATTEMPTED

5	George Hunt vs. Air Force, 1971 Sugar Bowl
4	Fuad Reveiz vs. Wisconsin, 1981 Garden State Bowl
4	Ricky Townsend vs. Texas Tech, 1973 Gator Bowl
3	Phil Reich vs. Indiana, 1988 Peach Bowl
3	George Hunt vs. Florida, 1969 Gator Bowl
3	Karl Kremser vs. Oklahoma, 1968 Orange Bowl

### FIELD GOALS MADE

2	Jeff Hall vs. Northwestern, 1997 Florida Citrus Bowl
2	Jeff Hall vs. Ohio State, 1996 Florida Citrus Bowl
2	John Becksvoort vs. Penn State, 1994 Florida Citrus Bowl
2	Fuad Reveiz vs. Maryland, 1984 Sun Bowl
2	Fuad Reveiz vs. Wisconsin, 1981 Garden State Bowl
2	Ricky Townsend vs. Texas Tech, 1973 Gator Bowl
2	George Hunt vs. Air Force, 1971 Sugar Bowl
2	George Hunt vs. Florida, 1969 Gator Bowl
2	Gary Wright vs. Syracuse, 1966 Gator Bowl

### LONGEST MADE FIELD GOAL

52	Fuad Reveiz vs. Maryland, 1984 Sun Bowl
50	John Becksvoort vs. Penn State, 1994 Florida Citrus Bowl
46	Aaron Medley vs. Nebraska, 2016 Music City Bowl
46	John Becksvoort vs. Penn State, 1994 Florida Citrus Bowl
44	James Wilhoit vs. Penn State, 2007 Outback Bowl
44	Jeff Hall vs. Nebraska, 1998 Orange Bowl
44	Fuad Reveiz vs. Wisconsin, 1981 Garden State Bowl

## ■ TACKLES

### TACKLES

20	Carl Zander vs. Maryland, 1984 Sun Bowl
16	Reggie McKenzie vs. Maryland, 1984 Sun Bowl
15	Jack Reynolds vs. Texas, 1969 Cotton Bowl
14	Nick Reveiz vs. North Carolina, 2010 Music City Bowl
14	Dale Jones vs. Maryland, 1983 Florida Citrus Bowl
14	Carl Zander vs. Wisconsin, 1981 Garden State Bowl
14	Ray Nettles vs. Arkansas, 1971 Liberty Bowl



## TACKLES FOR LOSS

4	Corey Terry vs. Northwestern, 1997 Florida Citrus Bowl
4	Reggie McKenzie vs. Maryland, 1984 Sun Bowl
3	Albert Haynesworth vs. Michigan, 2002 Florida Citrus Bowl
3	Eric Westmoreland vs. Florida State, 1999 Fiesta Bowl
3	Joe Cofer vs. Iowa, 1982 Peach Bowl

## SACKS

4.5	Reggie McKenzie vs. Maryland, 1984 Sun Bowl
2	Dale Jones vs. Miami (Fla.), 1986 Sugar Bowl
2	Mark Hovanic vs. Miami (Fla.), 1986 Sugar Bowl
2	Reggie White vs. Iowa, 1982 Peach Bowl
2	Carl Johnson vs. LSU, 1972 Bluebonnet Bowl

## PASSES BROKEN UP

4	Darryl Hardy vs. Virginia, 1991 Sugar Bowl
4	Dale Carter vs. Virginia, 1991 Sugar Bowl
4	Andre Creamer vs. Miami (Fla.), 1986 Sugar Bowl
4	Conrad Graham vs. LSU, 1972 Bluebonnet Bowl

## TEAM RECORDS

### ■ RUSHING

#### ATTEMPTS

55	Tennessee vs. Texas, 1951 Cotton Bowl
54	Tennessee vs. Texas A&M, 2005 Cotton Bowl
54	Tennessee vs. Maryland, 1974 Liberty Bowl
54	Tennessee vs. Texas A&M, 1957 Gator Bowl

#### FEWEST ATTEMPTS

21	Tennessee vs. Nebraska, 1998 Orange Bowl
23	Tennessee vs. Penn State, 2007 Outback Bowl
24	Tennessee vs. Kansas State, 2001 Cotton Bowl

#### YARDS

320	Tennessee vs. Arkansas, 1990 Cotton Bowl
295	Tennessee vs. Texas, 1951 Cotton Bowl
283	Tennessee vs. Iowa, 2015, TaxSlayer Bowl
245	Tennessee vs. Virginia Tech, 1994 Gator Bowl

#### FEWEST YARDS

-14	Tennessee vs. Texas, 1953 Cotton Bowl
38	Tennessee vs. Clemson, 2004 Peach Bowl
44	Tennessee vs. Nebraska, 2000 Fiesta Bowl

#### YARDS PER ATTEMPT

8.4	Tennessee vs. Arkansas, 1990 Cotton Bowl
7.4	Tennessee vs. Kansas State, 2001 Cotton Bowl
6.4	Tennessee vs. Texas, 1951 Cotton Bowl

#### FEWEST YARDS PER ATTEMPT

-0.5	Tennessee vs. Texas, 1953 Cotton Bowl
0.2	Tennessee vs. Virginia Tech, 2009 Chick-fil-A Bowl
1.5	Tennessee vs. Clemson, 2004 Peach Bowl

#### TOUCHDOWNS

5	Tennessee vs. Northwestern, 2016 Outback Bowl
4	Tennessee vs. Nebraska, 2016 Music City Bowl
4	Tennessee vs. Iowa, 2015 TaxSlayer Bowl
4	Tennessee vs. Virginia Tech, 1994 Gator Bowl
3	Tennessee vs. Michigan, 2002 Florida Citrus Bowl
3	Tennessee vs. Miami (Fla.), 1986 Sugar Bowl
3	Tennessee vs. Maryland, 1983 Florida Citrus Bowl
3	Tennessee vs. Tulsa, 1965 Bluebonnet Bowl

### ■ PASSING

#### ATTEMPTS

56	Tennessee vs. Clemson, 2004 Peach Bowl
46	Tennessee vs. Air Force, 1971 Sugar Bowl
45	Tennessee vs. North Carolina, 2010 Music City Bowl

#### FEWEST ATTEMPTS

6	Tennessee vs. Texas A&M, 1957 Gator Bowl
6	Tennessee vs. Texas, 1953 Sugar Bowl
7	Tennessee vs. Tulsa, 1965 Bluebonnet Bowl

#### COMPLETIONS

31	Tennessee vs. Clemson, 2004 Peach Bowl
27	Tennessee vs. North Carolina, 2010 Music City Bowl
27	Tennessee vs. Michigan, 2002 Florida Citrus Bowl
27	Tennessee vs. Northwestern, 1997 Florida Citrus Bowl

#### FEWEST COMPLETIONS

1	Tennessee vs. Baylor, 1957 Sugar Bowl
3	Four times

#### INTERCEPTIONS

4	Tennessee vs. Baylor, 1957 Sugar Bowl
4	Tennessee vs. Maryland, 1952 Sugar Bowl
4	Tennessee vs. Rice, 1947 Orange Bowl

#### COMPLETION PERCENTAGE

77.8	Tennessee vs. Indiana, 1988 Peach Bowl
77.2	Tennessee vs. Iowa, 2015, TaxSlayer Bowl
77.1	Tennessee vs. Michigan, 2002 Florida Citrus Bowl
73.1	Tennessee vs. Boston College, 1993 Hall of Fame Bowl

#### LOWEST COMPLETION PERCENTAGE

10.0	Tennessee vs. Baylor, 1957 Sugar Bowl
21.1	Tennessee vs. Rice, 1947 Orange Bowl
21.4	Tennessee vs. Southern California, 1945 Rose Bowl

#### YARDS

408	Tennessee vs. Northwestern, 1997 Florida Citrus Bowl
406	Tennessee vs. Michigan, 2002 Florida Citrus Bowl
384	Tennessee vs. Clemson, 2004 Peach Bowl

#### FEWEST YARDS

16	Tennessee vs. Baylor, 1957 Sugar Bowl
17	Tennessee vs. Southern California, 1945 Rose Bowl
32	Tennessee vs. Rice, 1947 Orange Bowl

#### YARDS PER ATTEMPT

14.6	Tennessee vs. Florida State, 1999 Fiesta Bowl
11.6	Tennessee vs. Michigan, 2002 Florida Citrus Bowl
11.3	Tennessee vs. Boston College, 1993 Hall of Fame Bowl

#### FEWEST YARDS PER ATTEMPT

1.2	Tennessee vs. Southern California, 1945 Rose Bowl
1.6	Tennessee vs. Baylor, 1957 Sugar Bowl
1.7	Tennessee vs. Rice, 1947 Orange Bowl

#### TOUCHDOWNS

4	Tennessee vs. North Carolina, 2010 Music City Bowl
4	Tennessee vs. Northwestern, 1997 Florida Citrus Bowl
3	Tennessee vs. Texas A&M, 2005 Cotton Bowl
3	Tennessee vs. Michigan, 2002 Florida Citrus Bowl
3	Tennessee vs. Boston College, 1993 Hall of Fame Bowl
3	Tennessee vs. Minnesota, 1986 Liberty Bowl

## ■ TOTAL OFFENSE

### PLAYS (RUSHING+PASSING)

88	Tennessee vs. Penn State, 1992 Fiesta Bowl
88	Tennessee vs. Air Force, 1971 Sugar Bowl
85	Tennessee vs. Texas A&M, 2005 Cotton Bowl
85	Tennessee vs. Wisconsin, 1981 Garden State Bowl

### FEWEST PLYS (RUSHING+PASSING)

35*	Tennessee vs. Texas, 1953 Cotton Bowl
40	Tennessee vs. Southern California, 1940 Rose Bowl
49	Tennessee vs. Kansas State, 2001 Cotton Bowl
49	Tennessee vs. Baylor, 1957 Sugar Bowl

### YARDS (RUSHING+PASSING)

523	Tennessee vs. Northwestern, 1997 Florida Citrus Bowl
521	Tennessee vs. Nebraska, 2016 Music City Bowl
503	Tennessee vs. Michigan, 2002 Florida Citrus Bowl
495	Tennessee vs. Virginia Tech, 1994 Gator Bowl

### FEWEST YARDS (RUSHING+PASSING)

32	Tennessee vs. Texas, 1953 Cotton Bowl
137	Tennessee vs. Rice, 1947 Orange Bowl
141	Tennessee vs. Southern California, 1940 Rose Bowl

### YARDS/PLAY (RUSHING+PASSING)

7.7	Tennessee vs. Arkansas, 1990 Cotton Bowl
7.4	Tennessee vs. Northwestern, 1997 Florida Citrus Bowl
7.0	Tennessee vs. Michigan, 2002 Florida Citrus Bowl

### FEWEST YARDS/PLAY (RUSHING+PASSING)

0.9*	Tennessee vs. Texas, 1953 Cotton Bowl
2.9	Tennessee vs. Maryland, 1952 Sugar Bowl
3.2	Tennessee vs. Texas A&M, 1957 Gator Bowl

## ■ PUNTING

### PUNTS

15	Tennessee vs. Rice, 1947 Orange Bowl
13	Tennessee vs. Southern California, 1945 Rose Bowl
11	Tennessee vs. Southern California, 1940 Rose Bowl

### FEWEST PUNTS

1	Tennessee vs. Maryland, 1983 Florida Citrus Bowl
2	Tennessee vs. Florida, 1969 Gator Bowl
2	Tennessee vs. Oklahoma, 1968 Orange Bowl

### AVERAGE

52.3	Tennessee vs. Nebraska, 1998 Orange Bowl
47.8	Tennessee vs. Northwestern, 2016 Outback Bowl
47.7	Tennessee vs. Maryland, 2002 Peach Bowl
47.4	Tennessee vs. Wisconsin, 1981 Garden State Bowl

### LOWEST AVERAGE

15.0	Tennessee vs. Florida, 1969 Gator Bowl
29.2	Tennessee vs. Kansas State, 2001 Cotton Bowl
31.4	Tennessee vs. Air Force, 1971 Sugar Bowl

## ■ PUNT RETURNS

### RETURNS

6	Tennessee vs. Penn State, 1992 Fiesta Bowl
6	Tennessee vs. Air Force, 1971 Sugar Bowl
6	Tennessee vs. Oklahoma, 1939 Orange Bowl

## YARDS

89	Tennessee vs. Virginia Tech, 1994 Gator Bowl
86	Tennessee vs. Air Force, 1971 Sugar Bowl
75	Tennessee vs. Oklahoma, 1939 Orange Bowl

### AVERAGE (MIN. 3 RETURNS)

29.7	Tennessee vs. Virginia Tech, 1994 Gator Bowl
14.3	Tennessee vs. Air Force, 1971 Sugar Bowl
13.5	Tennessee vs. Maryland, 1974 Liberty Bowl

## ■ KICKOFF RETURNS

### RETURNS

7	Tennessee vs. Penn State, 1992 Fiesta Bowl
6	Tennessee vs. Penn State, 1994 Florida Citrus Bowl
6	Tennessee vs. Virginia, 1991 Sugar Bowl

## YARDS

170	Tennessee vs. Maryland, 1984 Sun Bowl
134	Tennessee vs. Virginia Tech, 2009 Chick-fil-A Bowl
132	Tennessee vs. Penn State, 1992 Fiesta Bowl

### AVERAGE (MIN. 3 RETURNS)

42.5*	Tennessee vs. Maryland, 1984 Sun Bowl
32.0	Tennessee vs. Wisconsin, 1981 Garden State Bowl
29.5	Tennessee vs. Oklahoma, 1968 Orange Bowl

## ■ INTERCEPTIONS

### INTERCEPTIONS

4	Tennessee vs. Northwestern, 2016 Outback Bowl
4	Tennessee vs. Northwestern, 1997 Florida Citrus Bowl
4	Tennessee vs. Miami (Fla.), 1986 Sugar Bowl
4	Tennessee vs. Air Force, 1971 Sugar Bowl
4	Tennessee vs. Tulsa, 1965 Bluebonnet Bowl

## YARDS

120	Tennessee vs. Northwestern, 2016 Outback Bowl
104	Tennessee vs. Arkansas, 1971 Liberty Bowl
89	Tennessee vs. Miami (Fla.), 1986 Sugar Bowl
78	Tennessee vs. Kansas State, 2001 Cotton Bowl

## ■ TURNOVERS

### TURNOVERS LOST

6	Tennessee vs. Maryland, 1952 Sugar Bowl
5	Four times

## ■ FUMBLES

### FUMBLES

7	Tennessee vs. Air Force, 1971 Sugar Bowl
6	Tennessee vs. Texas A&M, 1957 Gator Bowl
5	Three times

### FUMBLES LOST

3	Tennessee vs. Penn State, 1992 Fiesta Bowl
3	Tennessee vs. Air Force, 1971 Sugar Bowl
3	Tennessee vs. Texas, 1953 Cotton Bowl

## ■ PENALTIES

### PENALTIES

16	Tennessee vs. Oklahoma, 1939 Orange Bowl
13	Tennessee vs. Northwestern, 1997 Florida Citrus Bowl
11	Tennessee vs. Miami (Fla.), 1986 Sugar Bowl

**FEWEST PENALTIES**

1	Tennessee vs. Maryland, 1983 Florida Citrus Bowl
1	Tennessee vs. Texas Tech, 1973 Gator Bowl
2	Tennessee vs. Maryland, 1952 Sugar Bowl
2	Tennessee vs. Southern California, 1940 Rose Bowl

**YARDS**

130	Tennessee vs. Oklahoma, 1939 Orange Bowl
125	Tennessee vs. Miami (Fla.), 1986 Sugar Bowl
119	Tennessee vs. Clemson, 2004 Peach Bowl

**FEWEST YARDS**

3	Tennessee vs. Texas Tech, 1973 Gator Bowl
5	Tennessee vs. Maryland, 1983 Florida Citrus Bowl
17	Tennessee vs. Texas, 1969 Cotton Bowl

■ **FIRST DOWNS****FIRST DOWNS**

32	Tennessee vs. Texas A&M, 2005 Cotton Bowl
29	Tennessee vs. Northwestern, 1997 Florida Citrus Bowl
28	Tennessee vs. Clemson, 2004 Peach Bowl
28	Tennessee vs. Virginia, 1991 Sugar Bowl

**FEWEST FIRST DOWNS**

5	Tennessee vs. Rice, 1947 Orange Bowl
6	Tennessee vs. Texas, 1953 Cotton Bowl
8	Tennessee vs. Southern California, 1945 Rose Bowl

**FIRST DOWNS (RUSHING)**

17	Tennessee vs. Texas A&M, 2005 Cotton Bowl
15	Tennessee vs. Iowa, 2015, TaxSlayer Bowl
15	Tennessee vs. Indiana, 1988 Peach Bowl
15	Tennessee vs. Texas, 1951 Cotton Bowl

**FIRST DOWNS (PASSING)**

23	Tennessee vs. Northwestern, 1997 Florida Citrus Bowl
20	Tennessee vs. Clemson, 2004 Peach Bowl
18	Tennessee vs. Michigan, 2002 Florida Citrus Bowl

**FIRST DOWNS (PENALTY)**

5	Tennessee vs. Texas A&M, 2005 Cotton Bowl
4	Tennessee vs. Florida State, 1999 Fiesta Bowl
3	Tennessee vs. North Carolina, 2010 Music City Bowl
3	Tennessee vs. Arkansas, 1971 Liberty Bowl

■ **SCORING****POINTS**

48	Tennessee vs. Northwestern (28), 1997 Florida Citrus Bowl
45	Tennessee vs. Northwestern (6), 2016 Outback Bowl
45	Tennessee vs. Iowa (28), 2015 TaxSlayer Bowl
45	Tennessee vs. Michigan (17), 2002 Florida Citrus Bowl
45	Tennessee vs. Virginia Tech (23), 1994 Gator Bowl

**FEWEST POINTS**

0	Tennessee vs. Texas (16), 1953 Cotton Bowl
0	Tennessee vs. Rice (8), 1947 Orange Bowl
0	Tennessee vs. Southern California (25), 1945 Rose Bowl
0	Tennessee vs. Southern California (14), 1940 Rose Bowl

**POINTS (QUARTER)**

24	Tennessee vs. Air Force, 1971 Sugar Bowl
21	Tennessee vs. Nebraska, 2016 Music City Bowl
21	Tennessee vs. Northwestern, 2016 Outback Bowl
21	Tennessee vs. Iowa, 2015, TaxSlayer Bowl
21	Tennessee vs. Northwestern, 1997 Florida Citrus Bowl
21	Tennessee vs. Virginia Tech, 1994 Gator Bowl

**POINTS (HALF)**

35	Tennessee vs. Iowa, 2015, TaxSlayer Bowl
35	Tennessee vs. Virginia Tech, 1994 Gator Bowl
31	Tennessee vs. Northwestern, 1997 Florida Citrus Bowl
28	Tennessee vs. Texas A&M, 2005 Cotton Bowl

**TOUCHDOWNS**

6	Tennessee vs. Northwestern, 2016 Outback Bowl
6	Tennessee vs. Iowa, 2015, TaxSlayer Bowl
6	Tennessee vs. Michigan, 2002 Florida Citrus Bowl
6	Tennessee vs. Northwestern, 1997 Florida Citrus Bowl
6	Tennessee vs. Virginia Tech, 1994 Gator Bowl

**FIELD GOALS ATTEMPTED**

5	Tennessee vs. Air Force, 1971 Sugar Bowl
4	Tennessee vs. Wisconsin, 1981 Garden State Bowl
4	Tennessee vs. Texas Tech, 1973 Gator Bowl

**FIELD GOALS MADE**

2	Nine times, most recent: Tennessee vs. Northwestern, 1997 Florida Citrus Bowl
---	--

**MARGIN OF VICTORY**

39	Tennessee (45) vs. Northwestern (6), 2016 Outback Bowl
31	Tennessee (38) vs. Texas A&M (7), 2005 Cotton Bowl
28	Tennessee (45) vs. Michigan (17), 2002 Florida Citrus Bowl
28	Tennessee (35) vs. Miami (Fla.) (7), 1986 Sugar Bowl

**MARGIN OF DEFEAT**

27	Tennessee (3) vs. Maryland (30), 2002 Peach Bowl
25	Tennessee (17) vs. Nebraska (42), 1998 Orange Bowl
25	Tennessee (17) vs. Penn State (42), 1992 Fiesta Bowl
25	Tennessee (0) vs. Southern California (25), 1945 Rose Bowl

**LARGEST MARGIN OVERCOME TO WIN**

16	Tennessee vs. Virginia, 1991 Sugar Bowl
7	Tennessee vs. Ohio State, 1996 Florida Citrus Bowl
7	Tennessee vs. Miami (Fla.), 1986 Sugar Bowl
7	Tennessee vs. Texas, 1951 Cotton Bowl
7	Tennessee vs. Tulsa, 1943 Sugar Bowl

**LARGEST LEAD RELINQUISHED IN LOSS**

21	Tennessee vs. Maryland, 1984 Sun Bowl
10	Tennessee vs. Penn State, 1994 Florida Citrus Bowl
10	Tennessee vs. Penn State, 1992 Fiesta Bowl

**OPPONENT INDIVIDUAL RECORDS**■ **RUSHING****ATTEMPTS**

31	Tony Hunt, Penn State, 2007 Outback Bowl
29	Ahman Green, Nebraska, 1998 Orange Bowl
29	Floyd Little, Syracuse, 1966 Gator Bowl

**YARDS**

216	Floyd Little, Syracuse, 1966 Gator Bowl
206	Ahman Green, Nebraska, 1998 Orange Bowl
160	Shaun Draughn, North Carolina, 2010 Music City Bowl
158	Tony Hunt, Penn State, 2007 Outback Bowl

**YARDS/ATTEMPT (MIN. 10 ATTEMPTS)**

10.0	Jordan Canzeri, Iowa, 2015 TaxSlayer Bowl
9.7	Don Burnside, Southern California, 1945 Rose Bowl
8.9	Tommy Neal, Maryland, 1984 Sun Bowl
8.7	Chad Jasmin, Clemson, 2004 Peach Bowl



## TOUCHDOWNS

3	Scott Frost, Nebraska, 1998 Orange Bowl
2	Many times, last Mark Weisman, Iowa, 2015 TaxSlayer Bowl

## LONGEST GAIN

70	James Mosley, Texas Tech, 1973 Gator Bowl
58	Shaun Draughn, North Carolina, 2010 Music City Bowl
57	Tommy Neal, Maryland, 1984 Sun Bowl
54	Terrence Thomas, Texas A&M, 2005 Cotton Bowl
54	Floyd Little, Syracuse, 1966 Gator Bowl
54	Delbert Shofner, Baylor, 1957 Gator Bowl

## ■ PASSING

### ATTEMPTS

47	Bill Anderson, Tulsa, 1965 Bluebonnet Bowl
46	Glenn Foley, Boston College, 1993 Hall of Fame Bowl
46	Bob Parker, Air Force, 1971 Sugar Bowl

### COMPLETIONS

25	Steve Schnur, Northwestern, 1997 Florida Citrus Bowl
23	T.J. Yates, North Carolina, 2010 Music City Bowl
23	Reggie McNeal, Texas A&M, 2005 Cotton Bowl
23	Glenn Foley, Boston College, 1993 Hall of Fame Bowl
23	Bob Parker, Air Force, 1971 Sugar Bowl
23	Bill Anderson, Tulsa, 1965 Bluebonnet Bowl

### CONSECUTIVE COMPLETIONS

9	Glenn Dobbs, Tulsa, 1943 Sugar Bowl
---	-------------------------------------

### INTERCEPTIONS

4	Bob Parker, Air Force, 1971 Sugar Bowl
4	Bill Anderson, Tulsa, 1965 Bluebonnet Bowl
3	Four times

### COMPLETION PERCENTAGE (MIN. 10 ATTEMPTS)

75.0	Scott Frost, Nebraska, 1998 Orange Bowl
73.1	Chuck Long, Iowa, 1982 Peach Bowl
72.7	Joe Barnes, Texas Tech, 1973 Gator Bowl

## YARDS

304	Chuck Long, Iowa, 1982 Peach Bowl
303	Mark Herrmann, Purdue, 1979 Bluebonnet Bowl
268	Glenn Foley, Boston College, 1993 Hall of Fame Bowl

### YARDS/ATTEMPT (MIN. 10 ATTEMPTS)

15.4	James Street, Texas, 1969 Cotton Bowl
14.0	Joe Barnes, Texas Tech, 1973 Gator Bowl
12.3	Tyrod Taylor, Virginia Tech, 2009 Chick-fil-A Bowl

## TOUCHDOWNS

4	Tony Sacca, Penn State, 1992 Fiesta Bowl
3	Chuck Long, Iowa, 1982 Peach Bowl
3	Mark Herrmann, Purdue, 1979 Bluebonnet Bowl

## LONGEST GAIN

79	Joe Barnes to Lawrence Williams, Texas Tech, 1973 Gator Bowl
79	James Street to Cotton Speyrer, Texas, 1969 Cotton Bowl
67	Quinn Grovey to Billy Winston, Arkansas, 1990 Cotton Bowl

## ■ TOTAL OFFENSE

### PLAYS (RUSHING+PASSING)

52	Steve Schnur, Northwestern, 1997 Florida Citrus Bowl
52	Glenn Foley, Boston College, 1993 Hall of Fame Bowl
52	Bob Parker, Air Force, 1971 Sugar Bowl
52	Bill Anderson, Tulsa, 1965 Bluebonnet Bowl

### YARDS (RUSHING+PASSING)

308	Jon Beasley, Kansas State, 2001 Cotton Bowl
306	Chuck Long, Iowa, 1982 Peach Bowl
265	Mark Herrmann, Purdue, 1979 Bluebonnet Bowl

### YARDS/PLAY (RUSHING+PASSING) (MIN. 20 ATTEMPTS)

9.5	James Street, Texas, 1969 Cotton Bowl
9.4	Jordan Canzeri, Iowa, 2015 TaxSlayer Bowl
8.4	Joe Barnes, Texas Tech, 1973 Gator Bowl
8.0	Chuck Long, Iowa, 1982 Peach Bowl

## ■ RECEIVING

### RECEPTIONS

10	Brian Musso, Northwestern, 1997 Florida Citrus Bowl
10	D'Wayne Bates, Northwestern, 1997 Florida Citrus Bowl
10	Paul Bassa, Air Force, 1971 Sugar Bowl

## YARDS

168	Dave Moritz, Iowa, 1982 Peach Bowl
161	Cotton Speyrer, Texas, 1969 Cotton Bowl
150	Ernie Jones, Indiana, 1988 Peach Bowl

### YARDS/RECEPTION (MIN. 3 RECEPTIONS)

32.2	Cotton Speyrer, Texas, 1969 Cotton Bowl
31.3	Lawrence Williams, Texas Tech, 1973 Gator Bowl
24.7	Thad McFadden, Wisconsin, 1981 Garden State Bowl

## TOUCHDOWNS

2	Brandon Reilly, Nebraska, 2016 Music City Bowl
2	Quincy Morgan, Kansas State, 2001 Cotton Bowl
2	Pete Mitchell, Boston College, 1993 Hall of Fame Bowl
2	Ronnie Harmon, Iowa, 1982 Peach Bowl
2	Dave Young, Purdue, 1979 Bluebonnet Bowl
2	Cotton Speyrer, Texas, 1969 Cotton Bowl

## LONGEST GAIN

79	Lawrence Williams from Joe Barnes, Texas Tech, 1973 Gator Bowl
79	Cotton Speyrer from James Street, Texas, 1969 Cotton Bowl
67	Billy Winston from Quinn Grovey, Arkansas, 1990 Cotton Bowl

## ■ PUNTING

### PUNTS

13	Hugh Keeney, Rice, 1947 Orange Bowl
13	Hugh McCullough, Oklahoma, 1939 Orange Bowl
9	Keith Cottrell, Florida State, 1999 Fiesta Bowl
9	Doug Helkowski, Penn State, 1992 Fiesta Bowl

### AVERAGE (MIN. 3 PUNTS)

50.3	Brooks Bernard, Maryland, 2002 Peach Bowl
48.1	Brent Bartholomew, Ohio State, 1996 Florida Citrus Bowl
47.9	Doug Helkowski, Penn State, 1992 Fiesta Bowl

**LONGEST PUNT**

78	Glenn Dobbs, Tulsa, 1943 Sugar Bowl
74	Bill Bradley, Texas, 1969 Cotton Bowl
70	Hugh McCullough, Oklahoma, 1939 Orange Bowl

**■ PUNT RETURNS****RETURNS**

6	Dimitrios Stanley, Ohio State, 1996 Florida Citrus Bowl
4	Five times

**YARDS**

95	Steve Suter, Maryland, 2002 Peach Bowl
71	O.J. McDuffie, Penn State, 1992 Fiesta Bowl
69	Bobby Newcombe, Nebraska, 2000 Fiesta Bowl

**AVERAGE (MIN. 3 RETURNS)**

23.8	Steve Suter, Maryland, 2002 Peach Bowl
23.0	Bobby Newcombe, Nebraska, 2000 Fiesta Bowl
21.6	Derrick Hamilton, Clemson, 2004 Peach Bowl

**LONGEST RETURN**

79	Steve Suter, Maryland, 2002 Peach Bowl
63	Bob Smith, Maryland, 1974 Liberty Bowl
60	Bobby Newcombe, Nebraska, 2000 Fiesta Bowl

**■ KICKOFF RETURNS****RETURNS**

8*	Todd Howard, Michigan, 2002 Florida Citrus Bowl
6	Dave Beazley, Northwestern, 1997 Florida Citrus Bowl
5	J.C. Penny, Miami (Fla.), 1986 Sugar Bowl
5	Tommy Neal, Maryland, 1983 Florida Citrus Bowl

**YARDS**

181	Tommy Neal, Maryland, 1983 Florida Citrus Bowl
137	Dave Beazley, Northwestern, 1997 Florida Citrus Bowl
125	Todd Howard, Michigan, 2002 Florida Citrus Bowl

**AVERAGE (MIN. 2 RETURNS)**

36.2	Tommy Neal, Maryland, 1983 Florida Citrus Bowl
32.0	Thad McFadden, Wisconsin, 1981 Garden State Bowl
30.7	David Gilreath, Wisconsin, 2008 Outback Bowl

**LONGEST RETURN**

80	Tommy Neal, Maryland, 1983 Florida Citrus Bowl
60	David Gilreath, Wisconsin, 2008 Outback Bowl
52	Bobby Peters, Baylor, 1957 Sugar Bowl

**■ INTERCEPTIONS****INTERCEPTIONS**

3	Louis Campbell, Arkansas, 1971 Liberty Bowl
2	Reggie Givens, Penn State, 1992 Fiesta Bowl
2	Marcus McKinnie, Purdue, 1979 Bluebonnet Bowl
2	Tom Campbell, Texas, 1969 Cotton Bowl
2	Arthur Beall, Baylor, 1957 Sugar Bowl
2	Ed Fullerton, Maryland, 1952 Sugar Bowl

**YARDS**

54	Curome Cox, Maryland, 2002 Peach Bowl
49	Ed Fullerton, Maryland, 1952 Sugar Bowl
47	Rock Cartwright, Kansas State, 2001 Cotton Bowl

**LONGEST RETURN**

54	Curome Cox, Maryland, 2002 Peach Bowl
47	Rock Cartwright, Kansas State, 2001 Cotton Bowl
46	Ed Fullerton, Maryland, 1952 Sugar Bowl

**■ ALL-PURPOSE****PLAYS (RUSHING+RECEIVING+ALL RETURNS)**

36	Floyd Little, Syracuse, 1966 Gator Bowl
32	Tony Hunt, Penn State, 2007 Outback Bowl
32	Ahman Green, Nebraska, 1998 Orange Bowl

**YARDS (RUSHING+RECEIVING+ALL RETURNS)**

279	Floyd Little, Syracuse, 1966 Gator Bowl
246	Ernie Jones, Indiana, 1988 Peach Bowl
237	Ahman Green, Nebraska, 1998 Orange Bowl

**YARDS/PLAY (RUSHING+RECEIVING+ALL RETURNS)  
(MIN. 10 PLAYS)**

22.4	Ernie Jones, Indiana, 1988 Peach Bowl
20.3	Thad McFadden, Wisconsin, 1981 Garden State Bowl
16.7	Bobby Ingram, Penn State, 1994 Florida Citrus Bowl

**■ SCORING****POINTS**

18	Scott Frost, Nebraska, 1998 Orange Bowl
14	Barry Foster, Arkansas, 1990 Cotton Bowl
14	Cotton Speyrer, Texas, 1969 Cotton Bowl

**POINTS BY KICKING**

15	Jess Atkinson, Maryland, 1983 Florida Citrus Bowl
12	Casey Barth, North Carolina, 2010 Music City Bowl
12	Nick Novak, Maryland, 2002 Peach Bowl
10	Jake McInerney, Virginia, 1991 Sugar Bowl

**TOUCHDOWNS**

3	Scott Frost, Nebraska, 1998 Orange Bowl
2	Many times, last Brandon Reilly, Nebraska, 2016 Music City Bowl

**POINT-AFTER TDS ATTEMPTED**

6	Kris Brown, Nebraska, 1998 Orange Bowl
6	Craig Fayak, Penn State, 1992 Fiesta Bowl
5	Jamie Rheem, Kansas State, 2001 Cotton Bowl

**POINT-AFTER TDS MADE**

6	Kris Brown, Nebraska, 1998 Orange Bowl
6	Craig Fayak, Penn State, 1992 Fiesta Bowl
5	Jamie Rheem, Kansas State, 2001 Cotton Bowl

**FIELD GOALS ATTEMPTED**

6#	Jess Atkinson, Maryland, 1983 Florida Citrus Bowl
5	Kevin Kelly, Penn State, 2007 Outback Bowl
4	Aaron Hunt, Clemson, 2004 Peach Bowl
4	Jake McInerney, Virginia, 1991 Sugar Bowl

**FIELD GOALS MADE**

5#	Jess Atkinson, Maryland, 1983 Florida Citrus Bowl
3	Casey Barth, North Carolina, 2010 Music City Bowl
3	Matt Waldron, Virginia Tech, 2009 Chick-fil-A Bowl
3	Nick Novak, Maryland, 2002 Peach Bowl
3	Jake McInerney, Virginia, 1991 Sugar Bowl

**LONGEST MADE FIELD GOAL**

52	Pete Stoyanovich, Indiana, 1988 Peach Bowl
48	Jess Atkinson, Maryland, 1983 Florida Citrus Bowl
46	Matt Waldron, Virginia Tech, 2009 Chick-fil-A Bowl

## ■ TACKLES

### TACKLES

17	Eric Wilson, Maryland, 1983 Florida Citrus Bowl
16	Harry Walters, Maryland, 1974 Liberty Bowl
16	Randy White, Maryland, 1974 Liberty Bowl

### TACKLES FOR LOSS

4	Jonathan Casillas, Wisconsin, 2008 Outback Bowl
4	E.J. Henderson, Maryland, 2002 Peach Bowl
4	Matt Finkes, Ohio State, 1996 Florida Citrus Bowl

### SACKS

2	Nekos Brown, Virginia Tech, 2009 Chick-fil-A Bowl
2	E.J. Henderson, Maryland, 2002 Peach Bowl
2	Chris Johnson, Kansas State, 2001 Cotton Bowl
2	Aaron Wills, Nebraska, 2000 Fiesta Bowl

### PASSES BROKEN UP

4	Matt VandenBoom, Wisconsin, 1981 Garden State Bowl
4	Tom Campbell, Texas, 1969 Cotton Bowl

## OPPONENT TEAM RECORDS

### RUSHING

#### ATTEMPTS

78	Texas vs. Tennessee, 1953 Cotton Bowl
72	Arkansas vs. Tennessee, 1990 Cotton Bowl
68	Nebraska vs. Tennessee, 1998 Orange Bowl

#### FEWEST ATTEMPTS

16	Oklahoma vs. Tennessee, 1939 Orange Bowl
18	Texas A&M vs. Tennessee, 2005 Cotton Bowl
24	Air Force vs. Tennessee, 1971 Sugar Bowl
24	Tulsa vs. Tennessee, 1965 Bluebonnet Bowl

#### YARDS

409	Nebraska vs. Tennessee, 1998 Orange Bowl
361	Arkansas vs. Tennessee, 1990 Cotton Bowl
348	Syracuse vs. Tennessee, 1966 Gator Bowl

#### FEWEST YARDS

-39	Tulsa vs. Tennessee, 1943 Sugar Bowl
-12	Air Force vs. Tennessee, 1971 Sugar Bowl
25	Oklahoma vs. Tennessee, 1939 Orange Bowl

#### YARDS PER ATTEMPT

6.1	Syracuse vs. Tennessee, 1966 Gator Bowl
6.0	Nebraska vs. Tennessee, 1998 Orange Bowl
5.7	Nebraska vs. Tennessee, 2000 Fiesta Bowl

#### FEWEST YARDS PER ATTEMPT

-0.5	Air Force vs. Tennessee, 1971 Sugar Bowl
1.1	Miami (Fla.) vs. Tennessee, 1986 Sugar Bowl
1.5	Northwestern vs. Tennessee, 1997 Florida Citrus Bowl

#### TOUCHDOWNS

6	Nebraska vs. Tennessee, 1998 Orange Bowl
4	Virginia Tech vs. Tennessee, 2009 Chick-fil-A Bowl
4	Maryland vs. Tennessee, 1984 Sun Bowl

## ■ PASSING

### ATTEMPTS

51	Northwestern vs. Tennessee, 1997 Florida Citrus Bowl
47	Boston College vs. Tennessee, 1993 Hall of Fame Bowl
47	Tulsa vs. Tennessee, 1965 Bluebonnet Bowl

## FEWEST ATTEMPTS

4	Rice vs. Tennessee, 1947 Orange Bowl
7	Syracuse vs. Tennessee, 1966 Gator Bowl
8	Texas A&M vs. Tennessee, 1957 Gator Bowl
8	Texas vs. Tennessee, 1953 Cotton Bowl

### COMPLETIONS

27	Northwestern vs. Tennessee, 1997 Florida Citrus Bowl
23	Seven times

### FEWEST COMPLETIONS

0#	Rice vs. Tennessee, 1947 Orange Bowl
2	Syracuse vs. Tennessee, 1966 Gator Bowl
2	Texas vs. Tennessee, 1953 Cotton Bowl

### INTERCEPTIONS

4	Northwestern vs. Tennessee, 2016 Outback Bowl
4	Northwestern vs. Tennessee, 1997 Florida Citrus Bowl
4	Miami (Fla.) vs. Tennessee, 1986 Sugar Bowl
4	Air Force vs. Tennessee, 1971 Sugar Bowl
4	Tulsa vs. Tennessee, 1965 Bluebonnet Bowl

### COMPLETION PERCENTAGE

75.0	Nebraska vs. Tennessee, 1998 Orange Bowl
73.1	Iowa vs. Tennessee, 1982 Peach Bowl
72.7	Texas Tech vs. Tennessee, 1973 Gator Bowl

### LOWEST COMPLETION PERCENTAGE

0.0#	Rice vs. Tennessee, 1947 Orange Bowl
25.0	Texas vs. Tennessee, 1953 Sugar Bowl (2 of 8)
27.3	Baylor vs. Tennessee, 1957 Sugar Bowl (3 of 11)

### YARDS

343	Michigan vs. Tennessee, 2002 Florida Citrus Bowl
304	Iowa vs. Tennessee, 1982 Peach Bowl
303	Purdue vs. Tennessee, 1979 Bluebonnet Bowl

### FEWEST YARDS

0	Rice vs. Tennessee, 1947 Orange Bowl
16	Syracuse vs. Tennessee, 1966 Gator Bowl
24	Baylor vs. Tennessee, 1957 Sugar Bowl

### YARDS PER ATTEMPT

16.7	Texas vs. Tennessee, 1969 Cotton Bowl
14.0	Texas Tech vs. Tennessee, 1973 Gator Bowl
11.7	Iowa vs. Tennessee, 1982 Peach Bowl

### FEWEST YARDS PER ATTEMPT

0.0	Rice vs. Tennessee, 1947 Orange Bowl
2.2	Baylor vs. Tennessee, 1957 Sugar Bowl
2.6	Oklahoma vs. Tennessee, 1939 Orange Bowl

### TOUCHDOWNS

4	Penn State vs. Tennessee, 1992 Fiesta Bowl
3	Iowa vs. Tennessee, 1982 Peach Bowl
3	Purdue vs. Tennessee, 1979 Bluebonnet Bowl

## ■ TOTAL OFFENSE

### PLAYS (RUSHING+PASSING)

94	Arkansas vs. Tennessee, 1990 Cotton Bowl
92	Purdue vs. Tennessee, 1979 Bluebonnet Bowl
86	Texas vs. Tennessee, 1953 Cotton Bowl
86	Kansas State vs. Tennessee, 2001 Cotton Bowl

**FEWEST PLAYS (RUSHING+PASSING)**

43	Oklahoma vs. Tennessee, 1939 Orange Bowl
48	Texas A&M vs. Tennessee, 1957 Gator Bowl
50	Boston College vs. Tennessee, 1941 Sugar Bowl

**YARDS (RUSHING+PASSING)**

568	Arkansas vs. Tennessee, 1990 Cotton Bowl
534	Nebraska vs. Tennessee, 1998 Orange Bowl
513	Texas vs. Tennessee, 1969 Cotton Bowl

**FEWEST YARDS (RUSHING+PASSING)**

94	Oklahoma vs. Tennessee, 1939 Orange Bowl
129	Tulsa vs. Tennessee, 1943 Sugar Bowl
169	Texas A&M vs. Tennessee, 1957 Gator Bowl

**YARDS/PLAY (RUSHING+PASSING)**

6.9	Texas vs. Tennessee, 1969 Cotton Bowl
6.7	Virginia Tech vs. Tennessee, 2009 Chick-fil-A Bowl
6.7	Nebraska vs. Tennessee, 1998 Orange Bowl

**FEWEST YARDS/PLAY (RUSHING+PASSING)**

2.2	Oklahoma vs. Tennessee, 1939 Orange Bowl
3.2	Air Force vs. Tennessee, 1971 Sugar Bowl
3.5	Three times

**■ PUNTING****PUNTS**

14	Tulsa vs. Tennessee, 1943 Sugar Bowl
13	Rice vs. Tennessee, 1947 Orange Bowl
13	Oklahoma vs. Tennessee, 1939 Orange Bowl

**FEWEST PUNTS**

0	Maryland vs. Tennessee, 1983 Florida Citrus Bowl
1	Virginia vs. Tennessee, 1991 Sugar Bowl
2	Syracuse vs. Tennessee, 1966 Gator Bowl

**AVERAGE**

50.3	Maryland vs. Tennessee, 2002 Peach Bowl
48.1	Ohio State vs. Tennessee, 1996 Florida Citrus Bowl
48.0	Virginia vs. Tennessee, 1991 Sugar Bowl

**LOWEST AVERAGE**

29.3	Texas vs. Tennessee, 1951 Cotton Bowl
30.6	Indiana vs. Tennessee, 1988 Peach Bowl
31.6	Florida vs. Tennessee, 1969 Gator Bowl

**■ PUNT RETURNS****RETURNS**

7	Southern California vs. Tennessee, 1940 Rose Bowl
7	Oklahoma vs. Tennessee, 1939 Orange Bowl
6	Ohio State vs. Tennessee, 1996 Florida Citrus Bowl

**YARDS**

95	Maryland vs. Tennessee, 2002 Peach Bowl
76	Maryland vs. Tennessee, 1974 Liberty Bowl
73	Penn State vs. Tennessee, 1992 Fiesta Bowl

**AVERAGE (MIN. 3 RETURNS)**

23.8	Maryland vs. Tennessee, 2002 Peach Bowl
18.0	Nebraska vs. Tennessee, 2000 Fiesta Bowl
16.8	Clemson vs. Tennessee, 2004 Peach Bowl

**■ KICKOFF RETURNS****RETURNS**

8	Michigan vs. Tennessee, 2002 Florida Citrus Bowl
7	Virginia Tech vs. Tennessee, 1994 Gator Bowl
6	Iowa vs. Tennessee, 2015 TaxSlayer Bowl
6	Northwestern vs. Tennessee, 1997 Florida Citrus Bowl
6	Arkansas vs. Tennessee, 1990 Cotton Bowl

**YARDS**

181	Maryland vs. Tennessee, 1983 Florida Citrus Bowl
137	Northwestern vs. Tennessee, 1997 Florida Citrus Bowl
125	Michigan vs. Tennessee, 2002 Florida Citrus Bowl

**AVERAGE (MIN. 3 RETURNS)**

36.2	Maryland vs. Tennessee, 1983 Florida Citrus Bowl
29.8	Wisconsin vs. Tennessee, 1981 Garden State Bowl
29.7	Penn State vs. Tennessee, 1992 Fiesta Bowl

**■ INTERCEPTIONS****INTERCEPTIONS**

4	Baylor vs. Tennessee, 1957 Sugar Bowl
4	Maryland vs. Tennessee, 1952 Sugar Bowl
4	Rice vs. Tennessee, 1947 Orange Bowl

**YARDS**

70	Maryland vs. Tennessee, 1952 Sugar Bowl
69	Florida State vs. Tennessee, 1999 Fiesta Bowl
62	Kansas State vs. Tennessee, 2001 Cotton Bowl

**■ TURNOVERS****TURNOVERS LOST**

8	Air Force vs. Tennessee, 1971 Sugar Bowl
7	Tulsa vs. Tennessee, 1965 Bluebonnet Bowl
6	Miami (Fla.) vs. Tennessee, 1986 Sugar Bowl

**■ FUMBLES****FUMBLES**

7	Air Force vs. Tennessee, 1971 Sugar Bowl
7	Maryland vs. Tennessee, 1952 Sugar Bowl
5	Four times

**FUMBLES LOST**

4	Texas A&M vs. Tennessee, 2005 Cotton Bowl
4	Air Force vs. Tennessee, 1971 Sugar Bowl
3	Six times

**■ PENALTIES****PENALTIES**

15	Miami (Fla.) vs. Tennessee, 1986 Sugar Bowl
12	Maryland vs. Tennessee, 1952 Sugar Bowl
12	Florida State vs. Tennessee, 1999 Fiesta Bowl

**FEWEST PENALTIES**

0	Air Force vs. Tennessee, 1971 Sugar Bowl
1	Tulsa vs. Tennessee, 1965 Bluebonnet Bowl
2	Four times

**PENALTY YARDS**

120	Miami (Fla.) vs. Tennessee, 1986 Sugar Bowl
120	Maryland vs. Tennessee, 1952 Sugar Bowl
110	Florida State vs. Tennessee, 1999 Fiesta Bowl

**FEWEST PENALTY YARDS**

0	Air Force vs. Tennessee, 1971 Sugar Bowl
10	Wisconsin vs. Tennessee, 2008 Outback Bowl
10	Maryland vs. Tennessee, 2002 Peach Bowl
10	Oklahoma vs. Tennessee, 1968 Orange Bowl

## ■ FIRST DOWNS

### FIRST DOWNS

31	Arkansas vs. Tennessee, 1990 Cotton Bowl
31	Purdue vs. Tennessee, 1979 Bluebonnet Bowl
30	Nebraska vs. Tennessee, 1998 Orange Bowl

### FEWEST FIRST DOWNS

8	Texas A&M vs. Tennessee, 1957 Gator Bowl
9	Rice vs. Tennessee, 1947 Orange Bowl
10	Tulsa vs. Tennessee, 1943 Sugar Bowl

### FIRST DOWNS (RUSHING)

22	Nebraska vs. Tennessee, 1998 Orange Bowl
21	Arkansas vs. Tennessee, 1990 Cotton Bowl
19	Syracuse vs. Tennessee, 1966 Gator Bowl

### FIRST DOWNS (PASSING)

14	Boston College vs. Tennessee, 1993 Hall of Fame Bowl
14	Iowa vs. Tennessee, 1982 Peach Bowl
13	Three times

### FIRST DOWNS (PENALTY)

6#	Clemson vs. Tennessee, 2004 Peach Bowl
5	Miami (Fla.) vs. Tennessee, 1986 Sugar Bowl
4	North Carolina vs. Tennessee, 2010 Music City Bowl
4	Northwestern vs. Tennessee, 1997 Florida Citrus Bowl
4	Arkansas vs. Tennessee, 1971 Liberty Bowl

## ■ SCORING

### POINTS

42	Nebraska vs. Tennessee (17), 1998 Orange Bowl
42	Penn State vs. Tennessee (17), 1992 Fiesta Bowl
37	Virginia Tech vs. Tennessee (17), 2009 Chick-fil-A Bowl

### FEWEST POINTS

0	Texas A&M vs. Tennessee (3), 1957 Gator Bowl
3	Maryland vs. Tennessee (7), 1974 Liberty Bowl
6	Northwestern vs. Tennessee (45), 2016 Outback Bowl
6	Tulsa vs. Tennessee (27), 1965 Liberty Bowl

### POINTS (QUARTER)

22	Maryland vs. Tennessee, 1984 Sun Bowl
21	Iowa vs. Tennessee, 2015 TaxSlayer Bowl
21	Nebraska vs. Tennessee, 1998 Orange Bowl
21	Northwestern vs. Tennessee, 1997 Florida Citrus Bowl
21	Penn State vs. Tennessee, 1992 Fiesta Bowl
21	Iowa vs. Tennessee, 1982 Peach Bowl

### POINTS (HALF)

35	Penn State vs. Tennessee, 1992 Fiesta Bowl
28	Nebraska vs. Tennessee, 1998 Orange Bowl
28	Maryland vs. Tennessee, 1984 Sun Bowl
28	Texas vs. Tennessee, 1969 Cotton Bowl

### TOUCHDOWNS

6	Nebraska vs. Tennessee, 1998 Orange Bowl
6	Penn State vs. Tennessee, 1992 Fiesta Bowl
5	Kansas State vs. Tennessee, 2001 Cotton Bowl
5	Texas vs. Tennessee, 1969 Cotton Bowl

### FIELD GOAL ATTEMPTS

6	Maryland vs. Tennessee, 1983 Florida Citrus Bowl
5	Penn State vs. Tennessee, 2007 Outback Bowl
4	Clemson vs. Tennessee, 2004 Peach Bowl
4	Virginia vs. Tennessee, 1991 Sugar Bowl

## FIELD GOALS MADE

5#	Maryland vs. Tennessee, 1983 Florida Citrus Bowl
3	North Carolina vs. Tennessee, 2010 Music City Bowl
3	Virginia Tech vs. Tennessee, 2009 Chick-fil-A Bowl
3	Maryland vs. Tennessee, 2002 Peach Bowl
3	Virginia vs. Tennessee, 1991 Sugar Bowl

## BOTH TEAM RECORDS

## ■ RUSHING

### ATTEMPTS

110	Tennessee (38) vs. Arkansas (72), 1990 Cotton Bowl
107	Tennessee (29) vs. Texas (78), 1953 Cotton Bowl
104	Tennessee (49) vs. Texas Tech (55), 1973 Gator Bowl

### FEWEST ATTEMPTS

58	Tennessee (29) vs. North Carolina (29), 2010 Music City Bowl
60	Tennessee (26) vs. Clemson (34), 2004 Peach Bowl
60	Tennessee (32) vs. Northwestern (28), 1997 Florida Citrus Bowl
63	Tennessee (23) vs. Penn State (40), 2007 Outback Bowl

## YARDS

681	Tennessee (320) vs. Arkansas (361), 1990 Cotton Bowl
537	Tennessee (128) vs. Nebraska (409), 1998 Orange Bowl
527	Tennessee (283) vs. Iowa (244), 2015 TaxSlayer Bowl
478	Tennessee (191) vs. Virginia (296), 1991 Sugar Bowl

### FEWEST YARDS

74	Tennessee (86) vs. Air Force (-12), 1971 Sugar Bowl
158	Tennessee (115) vs. Northwestern (43), 1997 Florida Citrus Bowl
169	Tennessee (208) vs. Tulsa (-39), 1943 Sugar Bowl

## ■ PASSING

### ATTEMPTS

96	Tennessee (56) vs. Clemson (40), 2004 Peach Bowl
92	Tennessee (46) vs. Air Force (46), 1971 Sugar Bowl
90	Tennessee (39) vs. Northwestern (51), 1997 Florida Citrus Bowl

### FEWEST ATTEMPTS

14	Tennessee (6) vs. Texas A&M (8), 1957 Gator Bowl
14	Tennessee (6) vs. Texas (8), 1953 Cotton Bowl
21	Tennessee (10) vs. Baylor (11), 1957 Sugar Bowl

## COMPLETIONS

54	Tennessee (27) vs. Northwestern (27), 1997 Florida Citrus Bowl
53	Tennessee (31) vs. Clemson (22), 2004 Peach Bowl
50	Tennessee (27) vs. North Carolina (23), 2010 Music City Bowl
48	Tennessee (27) vs. Michigan (21), 2002 Florida Citrus Bowl

### FEWEST COMPLETIONS

4	Tennessee (4) vs. Rice (0), 1947 Orange Bowl
4	Tennessee (1) vs. Baylor (3), 1957 Sugar Bowl
5	Tennessee (3) vs. Texas (2), 1953 Cotton Bowl

## INTERCEPTIONS

6	Tennessee (3) vs. Arkansas (3), 1971 Liberty Bowl
6	Tennessee (2) vs. Air Force (4), 1971 Sugar Bowl
6	Tennessee (4) vs. Rice (2), 1947 Orange Bowl



**YARDS**

650	Tennessee (408) vs. Northwestern (242), 1997 Florida Citrus Bowl
646	Tennessee (406) vs. Michigan (240), 2002 Florida Citrus Bowl
630	Tennessee (384) vs. Clemson (246), 2004 Peach Bowl

**FEWEST YARDS**

32	Tennessee (32) vs. Rice (0), 1947 Orange Bowl
40	Tennessee (16) vs. Baylor (24), 1957 Sugar Bowl
62	Tennessee (17) vs. Southern California (45), 1945 Rose Bowl

**TOUCHDOWN PASSES**

6	Tennessee (4) vs. Northwestern (2), 1997 Florida Citrus Bowl
5	Tennessee (3) vs. Michigan (2), 2002 Florida Citrus Bowl
5	Tennessee (3) vs. Boston College (2), 1993 Hall of Fame Bowl
5	Tennessee (1) vs. Penn State (4), 1992 Fiesta Bowl

**■ TOTAL OFFENSE****PLAYS (RUSHING+PASSING)**

169	Tennessee (77) vs. Purdue (92), 1979 Bluebonnet Bowl
161	Tennessee (85) vs. Wisconsin (76), 1981 Garden State Bowl
158	Tennessee (88) vs. Air Force (70), 1971 Sugar Bowl

**FEWEST PLAYS (RUSHING+PASSING)**

107#	Tennessee (64) vs. Oklahoma (43), 1939 Orange Bowl
108	Tennessee (60) vs. Texas A&M (48), 1957 Gator Bowl
112	Tennessee (40) vs. Southern California (72), 1940 Rose Bowl

**YARDS (RUSHING+PASSING)**

1,038	Tennessee (470) vs. Arkansas (568), 1990 Cotton Bowl
921	Tennessee (495) vs. Virginia Tech (426), 1994 Gator Bowl
882	Tennessee (461) vs. Iowa (421), 2015 TaxSlayer Bowl
863	Tennessee (380) vs. Purdue (483), 1979 Bluebonnet Bowl

**FEWEST YARDS (RUSHING+PASSING)**

333	Tennessee (32) vs. Texas (301), 1953 Cotton Bowl
345	Tennessee (137) vs. Rice (208), 1947 Orange Bowl
354	Tennessee (260) vs. Oklahoma (94), 1939 Orange Bowl

**YARDS/PLAY (RUSHING+PASSING)**

6.7	Tennessee vs. Arkansas, 1990 Cotton Bowl
6.3	Tennessee vs. Iowa, 2015 TaxSlayer Bowl
6.2	Tennessee vs. Nebraska, 1998 Orange Bowl
6.1	Tennessee vs. Virginia Tech, 1994 Gator Bowl

**FEWEST YARDS/PLAY (RUSHING+PASSING)**

2.8	Tennessee vs. Texas, 1953 Cotton Bowl
3.3	Tennessee vs. Texas A&M, 1957 Gator Bowl
3.3	Tennessee vs. Oklahoma, 1939 Orange Bowl

**■ PUNTING****PUNTS**

28#	Tennessee (15) vs. Rice (13), 1947 Orange Bowl
25	Tennessee (12) vs. Oklahoma (13), 1939 Orange Bowl
19	Tennessee (11) vs. Southern California (8), 1940 Rose Bowl

**FEWEST PUNTS**

1	Tennessee (1) vs. Maryland (0), 1983 Florida Citrus Bowl
3	Tennessee (2) vs. Virginia (1), 1991 Sugar Bowl
5	Tennessee (3) vs. Syracuse (2), 1966 Gator Bowl

**AVERAGE**

48.6	Tennessee vs. Maryland, 2002 Peach Bowl
47.0	Tennessee vs. Nebraska, 1998 Orange Bowl
47.0	Tennessee vs. Maryland, 1983 Florida Citrus Bowl

**LOWEST AVERAGE**

27.9	Tennessee vs. Florida, 1969 Gator Bowl
30.8	Tennessee vs. Texas, 1951 Cotton Bowl
31.1	Tennessee vs. Kansas State, 2001 Cotton Bowl

**■ PUNT RETURNS****RETURNS**

13	Tennessee (6) vs. Oklahoma (7), 1939 Orange Bowl
11	Tennessee (6) vs. Penn State (5), 1992 Fiesta Bowl
11	Tennessee (8) vs. Air Force (3), 1971 Sugar Bowl

**YARDS**

130	Tennessee (54) vs. Maryland (76), 1974 Liberty Bowl
122	Tennessee (49) vs. Penn State (73), 1992 Fiesta Bowl
107	Tennessee (89) vs. Virginia Tech (18), 1994 Gator Bowl

**AVERAGE**

23.8	Tennessee vs. Maryland, 2002 Peach Bowl
21.7	Tennessee vs. Maryland, 1974 Liberty Bowl
21.4	Tennessee vs. Virginia Tech, 1994 Gator Bowl

**■ KICKOFF RETURNS****RETURNS**

11	Tennessee (3) vs. Michigan (8), 2002 Florida Citrus Bowl
11	Tennessee (4) vs. Virginia Tech (7), 1994 Gator Bowl
11	Tennessee (6) vs. Virginia (5), 1991 Sugar Bowl
11	Tennessee (5) vs. Arkansas (6), 1990 Cotton Bowl

**YARDS**

247	Tennessee (66) vs. Maryland (181), 1983 Florida Citrus Bowl
247	Tennessee (128) vs. Wisconsin (119), 1981 Garden State Bowl
234	Tennessee (126) vs. Virginia (108), 1991 Sugar Bowl

**AVERAGE**

30.9	Tennessee vs. Maryland, 1983 Florida Citrus Bowl
30.9	Tennessee vs. Wisconsin, 1981 Garden State Bowl
25.1	Tennessee vs. Oklahoma, 1968 Orange Bowl

**■ INTERCEPTION RETURNS****INTERCEPTIONS**

6	Tennessee (2) vs. Rice (4), 1947 Orange Bowl
6	Tennessee (4) vs. Air Force (2), 1971 Sugar Bowl
6	Tennessee (3) vs. Arkansas (3), 1971 Liberty Bowl

**YARDS**

143	Tennessee (74) vs. Florida State (69), 1999 Fiesta Bowl
140	Tennessee (78) vs. Kansas State (62), 2001 Cotton Bowl
116	Tennessee (104) vs. Arkansas (12), 1971 Liberty Bowl

**■ TURNOVERS****TURNOVERS LOST**

13	Tennessee (5) vs. Air Force (8), 1971 Sugar Bowl
10	Tennessee (3) vs. Tulsa (7), 1965 Bluebonnet Bowl
10	Tennessee (6) vs. Maryland (4), 1952 Sugar Bowl

## ■ FUMBLES

### FUMBLES

14	Tennessee (7) vs. Air Force (7), 1971 Sugar Bowl
10	Tennessee (5) vs. Texas (5), 1953 Cotton Bowl
9	Tennessee (6) vs. Texas A&M (3), 1957 Gator Bowl
9	Tennessee (2) vs. Maryland (7), 1952 Sugar Bowl

### FUMBLES LOST

7	Tennessee (3) vs. Air Force (4), 1971 Sugar Bowl
6	Tennessee (3) vs. Texas (3), 1953 Cotton Bowl
5	Tennessee (2) vs. Maryland (3), 1974 Liberty Bowl
5	Tennessee (2) vs. Tulsa (3), 1965 Bluebonnet Bowl
5	Tennessee (2) vs. Maryland (3), 1952 Sugar Bowl

## ■ PENALTIES

### PENALTIES

26	Tennessee (11) vs. Miami (Fla.) (15), 1986 Sugar Bowl
25	Tennessee (16) vs. Oklahoma (9), 1939 Orange Bowl
21	Tennessee (9) vs. Florida State (12), 1999 Fiesta Bowl

### FEWEST PENALTIES

5	Tennessee (3) vs. Florida (2), 1969 Gator Bowl
6	Three times

### PENALTY YARDS

245	Tennessee (125) vs. Miami (Fla.) (120), 1986 Sugar Bowl
221	Tennessee (130) vs. Oklahoma (91), 1939 Orange Bowl
165	Tennessee (100) vs. Texas A&M (65), 2005 Cotton Bowl
165	Tennessee (55) vs. Florida State (110), 1999 Fiesta Bowl

### FEWEST PENALTY YARDS

37	Tennessee (5) vs. Maryland (32), 1983 Florida Citrus Bowl
37	Tennessee (27) vs. Oklahoma (10), 1968 Orange Bowl
56	Tennessee (36) vs. Arkansas (20), 1990 Cotton Bowl

## FIRST DOWNS

### FIRST DOWNS

53	Tennessee (28) vs. Clemson (25), 2004 Peach Bowl
53	Tennessee (28) vs. Virginia (25), 1991 Sugar Bowl
51	Tennessee (29) vs. Northwestern (22), 1997 Florida Citrus Bowl

### FEWEST FIRST DOWNS

14	Tennessee (5) vs. Rice (9), 1947 Orange Bowl
21	Tennessee (15) vs. Oklahoma (6), 1939 Orange Bowl
22	Tennessee (14) vs. Texas A&M (8), 1957 Gator Bowl

### FIRST DOWNS (RUSHING)

32	Tennessee (11) vs. Arkansas (21), 1990 Cotton Bowl
28	Tennessee (6) vs. Nebraska (22), 1998 Orange Bowl
27	Tennessee (12) vs. Virginia (15), 1991 Sugar Bowl

### FIRST DOWNS (PASSING)

36	Tennessee (23) vs. Northwestern (13), 1997 Florida Citrus Bowl
30	Tennessee (20) vs. Clemson (10), 2004 Peach Bowl
29	Tennessee (18) vs. Michigan (11), 2002 Florida Citrus Bowl

### FIRST DOWNS (PENALTY)

8	Tennessee (3) vs. North Carolina (5), 2010 Music City Bowl
8	Tennessee (5) vs. Texas A&M (3), 2005 Cotton Bowl
7	Tennessee (1) vs. Clemson (6), 2004 Peach Bowl
7	Tennessee (2) vs. Miami (Fla.) (5), 1986 Sugar Bowl
7	Tennessee (3) vs. Arkansas (4), 1971 Liberty Bowl

## ■ SCORING

### POINTS

76	Tennessee (48) vs. Northwestern (28), 1997 Florida Citrus Bowl
73	Tennessee (45) vs. Iowa (28), 2015 TaxSlayer Bowl
68	Tennessee (45) vs. Virginia Tech (23), 1994 Gator Bowl
62	Tennessee (38) vs. Nebraska (24), 2016 Music City Bowl
62	Tennessee (45) vs. Michigan (17), 2002 Florida Citrus Bowl

### FEWEST POINTS

3	Tennessee (3) vs. Texas A&M (0), 1957 Gator Bowl
8	Tennessee (0) vs. Rice (8), 1947 Orange Bowl
10	Tennessee (7) vs. Maryland (3), 1974 Liberty Bowl

### POINTS (QUARTER)

31	Tennessee (10) vs. Northwestern (21), 1997 Florida Citrus Bowl
31	Tennessee (21) vs. Virginia Tech (10), 1994 Gator Bowl
31	Tennessee (24) vs. Air Force (7), 1971 Sugar Bowl

### POINTS (HALF)

52	Tennessee (31) vs. Northwestern (21), 1997 Florida Citrus Bowl
45	Tennessee (35) vs. Virginia Tech (10), 1994 Gator Bowl
42	Tennessee (35) vs. Iowa (7), 2015 TaxSlayer Bowl
42	Tennessee (14) vs. Nebraska (28), 1998 Orange Bowl
42	Tennessee (7) vs. Penn State (35), 1992 Fiesta Bowl

### TOUCHDOWNS

10	Tennessee (6) vs. Iowa (4), 2015 TaxSlayer Bowl
9	Tennessee (6) vs. Virginia Tech (3), 1994 Gator Bowl
9	Tennessee (6) vs. Northwestern (3), 1997 Florida Citrus Bowl

### FIELD GOALS ATTEMPTED

7	Tennessee (1) vs. Maryland (6), 1983 Florida Citrus Bowl
6	Tennessee (1) vs. Penn State (5), 2007 Outback Bowl
6	Tennessee (2) vs. Virginia (4), 1991 Sugar Bowl

### FIELD GOALS MADE

6	Tennessee (1) vs. Maryland (5), 1983 Florida Citrus Bowl
4	Tennessee (1) vs. Virginia (3), 1991 Sugar Bowl
4	Tennessee (1) vs. Maryland (3), 2002 Peach Bowl

\* NCAA bowl record. # Tied NCAA bowl record.



# JV GAME-BY-GAME HISTORY

## 1922 (5-1)

Coach: W. G. (Petie) Siler	
UT Opp.	
41 Central HS	0
3 Tusculum	0
19 Vanderbilt	12
18 Sewanee	12
32 Maryville	7
6 Kentucky	20
119	51

## 1923 (3-3)

Coach: W. G. (Petie) Siler	
UT Opp.	
0 Central HS	7
18 Sewanee	12
18 Florida	12
19 Vanderbilt	0
7 E. Tennessee Normal	49
0 Kentucky	6
62	86

## 1924 (5-0)

Coach: A. W. Hobt	
UT Opp.	
41 Gallatin Private	13
59 East Tennessee Normal	0
40 Athens School	6
20 Centre	19
14 Kentucky	0
174	38

## 1925 (4-1)

Coach: A. W. Hobt	
UT Opp.	
1 E. Tennessee Normal (Forfeit)	0
54 Hiwasee	0
20 Vanderbilt	0
19 Centre	13
0 Kentucky	8
94	21

## 1926 (1-4)

Coach: Charles Lindsay	
UT Opp.	
7 Central HS	34
2 Chattanooga	17
13 Kentucky	44
28 Maryville	0
6 Vanderbilt	12
56	107

## 1927 (5-0)

Coach: William S. Harkness	
UT Opp.	
45 Murphy Institute	0
6 Chattanooga	0
31 Georgetown	0
26 Vanderbilt	14
52 Kentucky	0
160	14

## 1928 (5-0)

Coach: William S. Harkness	
UT Opp.	
35 Williamsburg	0
7 Chattanooga	6
79 Georgetown	0
34 Tennessee Wesleyan	0
21 Kentucky	0
176	6

## 1929 (2-1-1)

Coach: William S. Harkness	
UT Opp.	
19 Chattanooga	0
0 Centre	0
0 Vanderbilt	13
7 Kentucky	6
26	19

## 1930 (4-0-1)

Coach: William S. Harkness	
UT Opp.	
12 Tennessee Wesleyan	0
6 Centre	0
7 Sewanee	7
53 Vanderbilt	0
37 Kentucky	0
115	7

## 1931 (5-0)

Coach: John H. Barnhill	
UT Opp.	
25 Central HS	0
6 Chattanooga	0
53 Sewanee	0
20 Vanderbilt	13
28 Kentucky	13
132	26

## 1932 (2-1-1)

Coach: John H. Barnhill	
UT Opp.	
0 Sewanee	0
13 Central HS	0
0 Kentucky	14
19 Vanderbilt	13
32	27

## 1933 (2-0)

Coach: John H. Barnhill	
UT Opp.	
7 Kentucky	0
24 Vanderbilt	0
31	0

## 1934 (1-1)

Coach: John H. Barnhill	
UT Opp.	
6 Kentucky	13
25 Vanderbilt	13
31	26

## 1935 (1-1)

Coach: Hugh Faust	
UT Opp.	
14 Kentucky	21
20 Vanderbilt	13
34	34

## 1936 (2-0)

Coach: Hugh Faust	
UT Opp.	
15 Kentucky	0
13 Vanderbilt	12
28	12

## 1937 (2-1)

Coach: Hugh Faust	
UT Opp.	
19 Chattanooga	0
14 Kentucky	0
7 Vanderbilt	13
40	13

## 1938 (2-0)

Coach: Hugh Faust	
UT Opp.	
19 Centre	0
13 Kentucky	7
32	7

## 1939 (2-0)

Coach: Hugh Faust	
UT Opp.	
19 Centre	0
39 Tennessee Wesleyan	12
58	12

## 1940 (1-2)

Coach: Hugh Faust	
UT Opp.	
6 Vanderbilt	19
20 Duke	7
0 Kentucky	12
26	38

## 1941 (1-2)

Coach: John Mauer	
UT Opp.	
14 Vanderbilt	21
7 Duke	13
21 Kentucky	0
42	34

## 1942 (2-0)

Coach: John Mauer	
UT Opp.	
27 Vanderbilt	7
51 Camp Forrest	0
78	7

1943, no team (WWII)  
1944 and 1945  
Freshmen Eligible For Varsity

## 1946 (3-2)\*

Coach: Harvey Robinson	
UT Opp.	
27 Mississippi	7
0 Georgia Tech	20
13 Kentucky	7
25 Georgia	0
14 Vanderbilt	30
79	64

## 1947 (2-1)

Coach: Harvey Robinson	
UT Opp.	
27 Mississippi	14
20 Georgia Tech	14
0 Georgia	7
47	35

## 1948 (2-1)

Coach: Harvey Robinson	
UT Opp.	
0 Kentucky	7
26 Mississippi State	13
12 Vanderbilt	0
38	20

## 1949 (1-2)

Coach: Ike Peel	
UT Opp.	
7 Kentucky	21
0 Vanderbilt	20
24 Mississippi State	7
31	48

## 1950 (0-3)

Coach: Ike Peel	
UT Opp.	
27 Kentucky	37
7 Mississippi State	13
13 Vanderbilt	34
47	84

## 1951 (3-0)\*

Coach: Ike Peel	
UT Opp.	
42 Kentucky	7
38 Notre Dame	6
35 Vanderbilt	26
115	39

## 1952 (1-1)\*

Coach: Bernard (Bunzy) O'Neil	
UT Opp.	
7 Georgia Tech	6
7 Vanderbilt	44
14	50

## 1953 (2-2)\*

Coach: Bernard (Bunzy) O'Neil	
UT Opp.	
13 Vanderbilt	0
13 Georgia Tech	28
0 Georgia	12
32 Biltmore JC	6
58	46

## 1955 (2-1)

Coach: Bernard (Bunzy) O'Neil	
UT Opp.	
12 Maryville	20
13 Vanderbilt	6
26 Kentucky	0
51	26

## 1956 (0-3)

Coach: Bernard (Bunzy) O'Neil	
UT Opp.	
0 Carson-Newman	21
7 Vanderbilt	33
0 Kentucky	0
7	73

## 1957 (1-2)

Coach: Bobby Proctor	
UT Opp.	
14 Tennessee Wesleyan	6
7 Vanderbilt	21
6 Kentucky	27
27	54

## 1958 (0-3)

Coach: Bobby Proctor	
UT Opp.	
6 Georgia Tech	26
0 Vanderbilt	6
6 Kentucky	12
12	44

# RECORDS

## 1959 (2-1)

Coach: Bobby Proctor	
UT Opp.	
3 Georgia Tech	7
16 Vanderbilt	0
17 Kentucky	13
36	20

## 1960 (2-1)

Coach: Bobby Proctor	
UT Opp.	
10 Vanderbilt	0
13 Kentucky	0
14 Georgia Tech	21
37	21

## 1961 (2-1)

Coach: Dale Haupt	
UT Opp.	
12 Georgia Tech	16
27 Vanderbilt	17
14 Kentucky	8
53	41

## 1962 (0-1-2)

Coach: Dale Haupt	
UT Opp.	
6 Georgia Tech	10
14 Vanderbilt	14
10 Kentucky	10
30	34

## 1963 (2-2)

Coach: Dale Haupt	
UT Opp.	
6 Georgia Tech	21
46 Virginia Tech	0
27 Vanderbilt	10
0 Kentucky	70
79	101

## 1964 (1-3)

Coach: George McKinney	
UT Opp.	
15 Georgia Tech	17
0 Vanderbilt	17
14 Kentucky	22
18 Virginia Tech	6
47	62

## 1965 (3-1)

Coach: George McKinney	
UT Opp.	
19 Virginia Tech	8
19 Vanderbilt	0
40 Kentucky	0
8 Alabama	19
86	27

## 1966 (3-1)

Coach: Bob Davis	
UT Opp.	
21 Kentucky	14
14 Vanderbilt	6
33 Georgia Tech	10
9 Alabama	21
77	51

## 1967 (1-2-1)

Coach: Bob Davis	
UT Opp.	
14 Vanderbilt	14
27 Kentucky	20
13 Georgia Tech	14
3 Alabama	7
71	55

## 1968 (2-3)

Coach: Bob Davis	
UT Opp.	
7 Vanderbilt	17
34 Kentucky	7
21 Alabama	28
22 Georgia Tech	8
6 Notre Dame	15
90	75

## 1969 (4-1)

Coach: Ken Hatfield	
UT Opp.	
25 Vanderbilt	0
21 Kentucky	6
10 Notre Dame	7
12 Georgia Tech	7
0 Alabama	35
68	55

## 1970 (0-5)

Coach: Rex Dockery	
UT Opp.	
14 Kentucky	19
20 Vanderbilt	24
20 Notre Dame	21
20 Alabama	28
20 Georgia Tech	28
94	120

## 1971 (4-1)

Coach: Bob Davis	
UT Opp.	
51 Vanderbilt	13
20 Kentucky	24
26 Georgia Tech	6
36 Alabama	13
30 Notre Dame	13
163	69

## 1972 (2-3)

Coach: Bob Davis	
UT Opp.	
9 Vanderbilt	17
34 Kentucky	6
7 Georgia Tech	9
21 Alabama	34
*49 Notre Dame	34
120	100

## 1973 (2-3)\*

Coach: Bob Davis	
UT Opp.	
24 Vanderbilt	9
3 Georgia Tech	31
9 Kentucky	7
20 Alabama	27
7 Louisiana State	26
63	100

## 1974 (3-0)\*

Coach: Bob Davis	
UT Opp.	
16 Alabama	7
28 Louisiana State	12
27 Georgia Tech	14
71	33

## 1975 (3-0)

Coach: Bob Davis	
UT Opp.	
34 Vanderbilt	13
24 Georgia Tech	13
17 Kentucky	10
53	42

## 1976 (2-1)\*

Coach: Robbie Franklin	
UT Opp.	
21 Kentucky	14
0 Lees-McRae	13
38 Vanderbilt	6
59	33

## 1977 (2-2)\*

Coach: Craig Boller	
UT Opp.	
24 Lees-McRae	13
7 Georgia Tech	20
20 Kentucky	13
8 Louisville	28
59	74

## 1978 (2-2)\*

Coach: John Julies	
UT Opp.	
28 Kentucky	31
29 Georgia	31
35 Carson Newman	14
48 Carson Newman	26
140	102

## 1979 (2-2)\*

Coach: Chris Fischer	
UT Opp.	
6 South Carolina	34
29 Kentucky	18
19 Georgia	42
21 Louisville	20
75	114

## 1980 (3-2)\*

Coach: Jerry Kirk	
UT Opp.	
19 South Carolina	29
19 Louisville	16
21 Georgia	14
6 Kentucky	7
14 Tennessee Military	12
60	68

## 1981 (1-3)\*

Coach: Jerry Kirk	
UT Opp.	
2 South Carolina	14
21 Kentucky	12
15 Tennessee Military	46
14 Carson-Newman	16
52	88

## 1982 (3-1)\*

Coach: Greg Gibson	
UT Opp.	
17 Tennessee Military	0
17 South Carolina	19
42 Maryville	7
41 Kentucky	19
117	45

## 1983 (2-0)\*

Coach: Jim Davis	
UT Opp.	
31 Tennessee Military	14
16 Tennessee Military	10
47	24

## 1984 (1-0)\*

Coach: Donald Dunn	
UT Opp.	
20 Tennessee Military	6
20	6

## 1985 (1-2)\*

Coach: Preston O'Neal	
UT Opp.	
42 Tennessee Military	22
14 NE Oklahoma A&M	28
15 Marion Institute	17
71	67

## 1986 (1-1)\*

Coach: Mike Casteel	
UT Opp.	
14 Tennessee Military	11
14 NE Oklahoma A&M	23
28	34

## 1987 (0-2)\*

Coach: Taz Ellinger	
UT Opp.	
10 NE Oklahoma A&M	37
14 Tennessee Military	20
24	57

## 1991 (1-1)\*

Coach: Mark Bradley	
UT Opp.	
35 Georgia Military	27
0 NE Oklahoma A&M	20
35	47

## 1992 (1-1)\*

Coach: Steve Bird	
UT Opp.	
10 NE Oklahoma A&M	56
26 UT-Chattanooga JV	13
36	69

## 2007 (1-0)\*

Coach: Jim Bob Cooter	
UT Opp.	
37 Hargrave Military Academy	20
37	20

## 2008 (1-0)\*

Coach: Jim Bob Cooter	
UT Opp.	
37 Hargrave Military Academy	21
37	21

\* = JV played with freshmen

# VOL NETWORK

For nearly 70 years, the Vol Network has served as the main communications link between University of Tennessee athletics and its fans. IMG College / Vol Network manages the multimedia, marketing and advertising rights for University of Tennessee athletics. This management includes overseeing one of the largest statewide collegiate radio and television networks in the country. IMG College, a division of IMG, is recognized as the world's premier sports, entertainment and media companies.

## VOL NETWORK BROADCAST TEAM

Entering his 20th season, Bob Kesling is the play-by-play voice of Tennessee football on radio and the host of "Vol Calls" and "The Jeremy Pruitt TV Show."

Former All-SEC defensive back Tim Priest serves as the Network's color analyst.

Studio host John Wilkerson hosts the popular "Kickoff Call-In Show" beginning 90 minutes before each game. Brent Hubbs, Bobby Rader, former Vol Eddie Moore and a team of Vol Network veterans contribute to the six-and-one-half hour network football broadcast.

## GAMEDAY BROADCAST

• Kickoff Call-In Show: Begins 90 minutes prior to kickoff and lasts one hour.

• Spotlight on the SEC: Follows the Kickoff Call-In Show and lasts 15 minutes.

• Game Coverage: Begins 15 minutes before kickoff of the game.

• The Big Orange Scoreboard: Gives scores and updates along with exclusive comments from Tennessee players and Coach Jeremy Pruitt.

• The Final Scoreboard: This 30-minute show follows The Jeremy Pruitt Locker Room Show and concludes the Vol Network's gameday broadcast.

## VOL CALLS

For the sixth year the Vol Network is proud to partner with Calhoun's on the River for Vol Calls - the official statewide radio show of University of Tennessee

Athletics. The weekly call-in show fields questions from fans throughout the Southeast and the rest of the country. Vol Calls is entering its 30th year on the air, making it the longest-running sports talk program in Tennessee.

The show is hosted by the Vol Network's Bob Kesling and features coach Jeremy Pruitt and Brent Hubbs as well as other guests. Vol Calls broadcasts live from downtown Knoxville and airs statewide from 8-9 p.m. Eastern and 7-8 p.m. Central.

## BIG ORANGE HOTLINE

Big Orange Hotline is a Monday night primetime show during football season that recaps the previous Saturday's game and looks ahead to the next game from Dead End BBQ on Sutherland Avenue in Knoxville. Big Orange Hotline complements Wednesday night's Vol Calls, giving fans a double dose of college football talk during the week.

The show features Bob Kesling and former Vol quarterbacks Pat Ryan and Jeff Francis, along with other VFLs and guests. It airs in over 15 markets including Knoxville, Nashville, Chattanooga and the Tri-Cities from 8-9 p.m. Eastern and 7-8 p.m. Central every Monday night during football season.

## VOL NETWORK SHOWS

### ■ BIG ORANGE HOTLINE

**Day:** Mondays

**Time:** 8-9 p.m. ET/7-8 p.m. CT

**Place:** Dead End BBQ

### ■ VOL CALLS

**Day:** Wednesdays

**Time:** 8-9 p.m. ET/7-8 p.m. CT

**Place:** Calhoun's On The River

### ■ KICKOFF CALL-IN SHOW

**Day:** Game Days

**Time:** 90 minutes before kickoff

**Place:** Gate 21 Plaza Amphitheater



GENERAL

STAFF

PLAYERS

REVIEW

HISTORY

HONORS

VOLMANAC

RECORDS





**JEREMY PRUITT TV SHOW**

During the football season, the hour-long television program, the "Jeremy Pruitt TV Show," will be aired throughout the state and southeast region.

**VOL NETWORK SHOWS**

■ JEREMY PRUITT TV SHOW

**AIR TIMES/MARKET**

Market	Station	Day/Time
Chattanooga	WTVC Ch. 9	Sun., Noon ET
Jackson	WJKT Ch. 16	Sun., 10:30 p.m. CT
Knoxville	WVLT Ch. 8	Sun., 11 a.m. ET
	MyVLT Ch. 30	Sun., 9 a.m., 9 p.m. ET
Memphis	WATN Ch. 24	Sun., 10 a.m. CT
	WLMT Ch. 30	Sun., 10:30 p.m. CT
Nashville	WUXP Ch. 30	Sun., 10 a.m. CT
Tri-Cities	WJHL Ch. 11	Sun., 11 a.m. ET
Southeast US	FOX Sports SE	Sun., Noon ET

Note: Affiliates and times are subject to change.



**STEVE EARLY**

General Manager

**Contact Information**

IMG College/Vol Network  
(865) 584-7043  
6701 Baum Drive, Suite 100  
Knoxville, TN 37919

**VOL RADIO NETWORK**

Market	Station	Frequency
Bolivar	WMOD - FM	96.7
Bristol	WOPI - AM	1490
Brownsville	WTBG - FM	95.3
Camden	WRJB - FM	95.9
Carthage	WUCZ - FM	104.1
Centerville	WNKX - FM	96.7
Chattanooga	WSKZ - FM	106.5
Chattanooga	WGOW - FM	102.3
Clarksville	WJZM - AM	1400
Cleveland	WCLE - FM	104.1
Cleveland	WCLE - FM	101.3
Cleveland	WCLE - AM	1570
Columbia	WKOM - FM	101.7
Cookeville	WKXD - FM	106.9
Covington	WKBL - FM	93.5
Crossville	WOWF - FM	102.5
Dickson	WDKN - AM	1260
Dresden	WCDZ - FM	95.1
Dyersburg	WTRO - AM	1450
Fayetteville	WYTM - FM	105.5
Franklin	WAKM - AM	950
Greeneville	WGRV - AM	1340
Greeneville	WIKQ - FM	103.1
Hartsville	WTNK - AM	1090
Hartsville	WTNK - FM	93.5
Kingsport	WKPT - AM	1400
Jackson	WDXI - AM	1310
Jackson	WMXX - FM	103.1
Johnson City	WKTP - AM	1590
Knoxville	WNML - AM	990
Knoxville	WNML - FM	99.1
Knoxville	WIVK - FM	107.7
Lafayette	WLCT - FM	102.1
Lawrenceburg	WTNX - FM	106.7
Lawrenceburg	WWLX - AM	590
Lenoir City	WLIL - AM	730
Lewisburg	WJJM - AM	1490
Lewisburg	WJJM - FM	94.3
Lexington	WBFG - FM	96.5
Loretto	WLXA - FM	98.3
Livingston	WLIV - AM	920
Livingston	WLIV - FM	104.7
Manchester	WFTZ - FM	101.5
Martin	WCMT - AM	1410
McMinnville	WKZA - FM	107.3



Memphis	WMFS - AM	680
Memphis	WMFS - FM	92.9
Morristown	WCRK - AM	1150
Murphy, N.C.	WCVP - AM	600
Nashville	WGFX - FM	104.5
Newport	WLIK - AM	1270
Oneida	WBNT - FM	105.5
Paris	WTPR - AM	710
Paris	WTPR - FM	101.5
Parsons	WKJQ - FM	97.3
Pulaski	WKSR - AM	1420
Savannah	WKWX - FM	93.5
Smithville	WJLE - AM	1480
Smithville	WJLE - FM	101.7
Tri-Cities	WQUT - FM	101.5
Union City	WENK - AM	1240
Wartburg	WECO - FM	101.3
Winchester	WCDT - AM	1340

**61 Affiliates**

**Four (4) 100,000-watt FM Stations**

Fans out of broadcast range may listen via internet or satellite radio:

- Internet - [www.UTSports.com](http://www.UTSports.com)
- XM/Sirius Satellite Radio

## FOOTBALL MEDIA INFORMATION

### ■ CREDENTIAL REQUESTS

• To obtain season or single-game credentials, please apply online by visiting [www.sportssystem.com/seccredentials](http://www.sportssystem.com/seccredentials), scroll down and click on Tennessee.

### ■ INTERVIEW REQUESTS

• Following practices open to the media, interviews will take place either in the practice field's end zone or in the Ray and Lucy Hand Digital Studio. True freshmen are not available for interviews, and student-athletes should not be contacted by the media for interviews by any method outside of scheduled interview times.

• Interview requests for Coach Pruitt outside of standard interview times should be made through Director of Football Communications Zach Stipe at 865-974-4167 (office), 865-244-6119 (cell) or [zstipe@tennessee.edu](mailto:zstipe@tennessee.edu).

• Requests for player interviews should **be made at least 24 hours in advance** of the practice for which you are requesting an interview by contacting Director of Football Communications Zach Stipe at 865-974-4167 (office), 865-244-6119 (cell) or [zstipe@tennessee.edu](mailto:zstipe@tennessee.edu).

### ■ WEEKLY MEDIA CONFERENCES

• Coach Jeremy Pruitt's weekly press conferences are held Mondays of game week inside the Ray and Lucy Hand Digital Studio at a time to be determined.

• Coach Pruitt will handle his weekly SEC Teleconference each Wednesday from the start of the season through Nov. 21. Media representatives should contact the SEC at (205) 458-3000 for a confidential phone number.

### NEYLAND GAME DAY INFORMATION

• Press Will Call is at Gate 21 on the northwest side beginning two hours before game time.

• Pregame media meal is served on Press Box fifth level and in the Stokely Family Media Center at field level.

• Press box media access is through Gate 15. Field access is through Gates 21A and 25.

• Press parking is in parking garage G-10 at the southwest end of the stadium.

### DIRECTIONS TO NEYLAND STADIUM

• **From Airport:** Turn toward Knoxville onto Alcoa Hwy. (U.S. Hwy. 129 North). After crossing Tennessee River bridge, exit right and then turn left onto Neyland Drive.

• **From I-40 East:** Follow I-40 to James White Parkway. Follow to Neyland Drive. (G-10 Garage can be entered off Neyland Drive.)

• **From I-40 West:** Follow I-40 to James White Parkway. Follow to Neyland Drive.

• **From I-75 South:** Follow I-75 to I-275. Follow I-275 to I-40. Take I-40 East to James White Parkway and follow to Neyland Drive. (G-10 Garage can be entered off Neyland Drive.)

• **At Neyland Drive:** Follow to Thompson-Boling Arena. Turn onto Lake Loudoun Boulevard. Turn right at first light onto Phillip Fulmer Way. G-10 garage is on right after passing arena.

## MEDIA RELATIONS STAFF




### ZACH STIPE

Director of Football Communications  
Office: 865-974-4167  
Cell: 865-244-6119  
E-mail: [zstipe@tennessee.edu](mailto:zstipe@tennessee.edu)  
Twitter: @ZachStipe



### SEAN BAROWS

Asst. Director - Media Relations  
Office: 865-974-7478  
Cell: 561-312-9432  
E-mail: [sbarows@utk.edu](mailto:sbarows@utk.edu)  
Twitter: @SeanBarows



### MAURICE D. WILLIAMS

Asst. Director - Media Relations  
Office: 865-974-8876  
Cell: 803-842-1279  
E-mail: [mowill@utk.edu](mailto:mowill@utk.edu)  
Twitter: @Mo\_Betta\_Bluez



### KIMBERLY HOOD

Asst. Director - Media Relations Credentials  
Office: 865-974-1211  
Cell: 423-552-5617  
E-mail: [kimberlyhood@utk.edu](mailto:kimberlyhood@utk.edu)  
Twitter: @AllInHoodTime



### RACHEL GUNIA

Graduate Asst. - Media Relations  
Office: 865-974-9494  
Cell: 815-488-8595  
E-mail: [rgunia@utk.edu](mailto:rgunia@utk.edu)  
Twitter: @rachi0014

**Asst. Athletic Director - Media Relations:** Tom Satkowiak  
**Associate Director:** Eric Trainer  
**Assistant Directors:** Kellen Hiser, Amanda Pruitt  
**Graduate Assistant:** Josh Lively

■ TENNESSEE MEDIA RELATIONS DEPT.  
Anderson Training Center Ground Floor  
**Phone:** (865) 974-1212 • **Fax:** (865) 974-9496  
**Mailing Address:** P.O. Box 15016 Knoxville, TN 37901  
**Shipping Address:** 1551 Lake Loudoun Boulevard, Knoxville, TN 37996

## ■ STAY UPDATED



[UTSports.com/football](http://UTSports.com/football)



@Vol\_Football



[Facebook.com/  
VolFootball](https://www.facebook.com/VolFootball)



[YouTube.com/UT-  
SportsTVFootball](https://www.youtube.com/UTSportsTVFootball)



@Vol\_Football







**ALVIN KAMARA**  
2017 NFL Offensive Rookie of the Year  
2018 Pro Bowl Selection

**DEREK BARNETT**  
2017 NFL First Round Pick  
Super Bowl XI Champion

# 370 DRAFT PICKS

**122 PRO BOWL SELECTIONS**

**46 FIRST ROUND PICKS**

**5 NFL MVP AWARDS**

**37 SUPER BOWL CHAMPIONS**



# TENNESSEE

2018 FOOTBALL SCHEDULE

SEPT VS

01 

VS WEST VIRGINIA  
\*CHARLOTTE, NC

OCT VS

20 

VS ALABAMA

SEPT VS

08 

VS ETSU

OCT AT

27 

AT SOUTH CAROLINA

SEPT VS

15 

VS UTEP

NOV VS

03 

VS CHARLOTTE

SEPT VS

22 

VS FLORIDA

NOV VS

10 

VS KENTUCKY

SEPT AT

29 

AT GEORGIA

NOV VS

17 

VS MISSOURI

OCT AT

13 

AT AUBURN

NOV AT

24 

AT VANDERBILT

HOME ROAD